

DREAMWORKS
SHREK
SUPER SLAM

**Grab your friends
and have a brawl!**

**Battle it out with the
twisted characters
from the Shrek
universe in an
all-out slam fest!**

**Coming to PlayStation 2
Fall 2005.**




Play as one of 20 fantasy characters
from the Shrek universe and beyond.

Slam opponents through windows and
walls in 16 fully destructible environments.

Slam triumphant with each character's
totally twisted fighting move.

www.shreksuperslam.com

EmuMovies



DREAMWORKS

MADAGASCAR

EVERYONE 10+
E
10+
CONTENT RATED BY
ESRB

ACTIVISION

WARNING: READ BEFORE USING YOUR PLAYSTATION®2 COMPUTER ENTERTAINMENT SYSTEM.

A very small percentage of individuals may experience epileptic seizures when exposed to certain light patterns or flashing lights. Exposure to certain patterns or backgrounds on a television screen or while playing video games, including games played on the PlayStation 2 console, may induce an epileptic seizure in these individuals. Certain conditions may induce previously undetected epileptic symptoms even in persons who have no history of prior seizures or epilepsy. If you, or anyone in your family, has an epileptic condition, consult your physician prior to playing. If you experience any of the following symptoms while playing a video game — dizziness, altered vision, eye or muscle twitches, loss of awareness, disorientation, any involuntary movement, or convulsions — IMMEDIATELY discontinue use and consult your physician before resuming play.

WARNING TO OWNERS OF PROJECTION TELEVISIONS:

Do not connect your PlayStation 2 console to a projection TV without first consulting the user manual for your projection TV, unless it is of the LCD type. Otherwise, it may permanently damage your TV screen.

USE OF UNAUTHORIZED PRODUCT:

The use of software or peripherals not authorized by Sony Computer Entertainment America may damage your console and/or invalidate your warranty. Only official or licensed peripherals should be used in the controller ports or memory card slots.


HANDLING YOUR PLAYSTATION 2 FORMAT DISC:

- This disc is intended for use only with PlayStation 2 consoles with the NTSC U/C designation.
- Do not bend it, crush it or submerge it in liquids.
- Do not leave it in direct sunlight or near a radiator or other source of heat.
- Be sure to take an occasional rest break during extended play.
- Keep this compact disc clean. Always hold the disc by the edges and keep it in its protective case when not in use. Clean the disc with a lint-free, soft, dry cloth, wiping in straight lines from center to outer edge. Never use solvents or abrasive cleaners.

Contents

Getting Started	2
Starting Up	3
Welcome to <i>Madagascar</i> ™	4
Menu Options	5
Controls/Abilities	7
Game Screen	11
Collectibles	11
Mini-Games	13
Characters	15
Chapters	18
Map/Locations	20
Credits	23
Customer Support	28
Software License Agreement	29

Getting Started



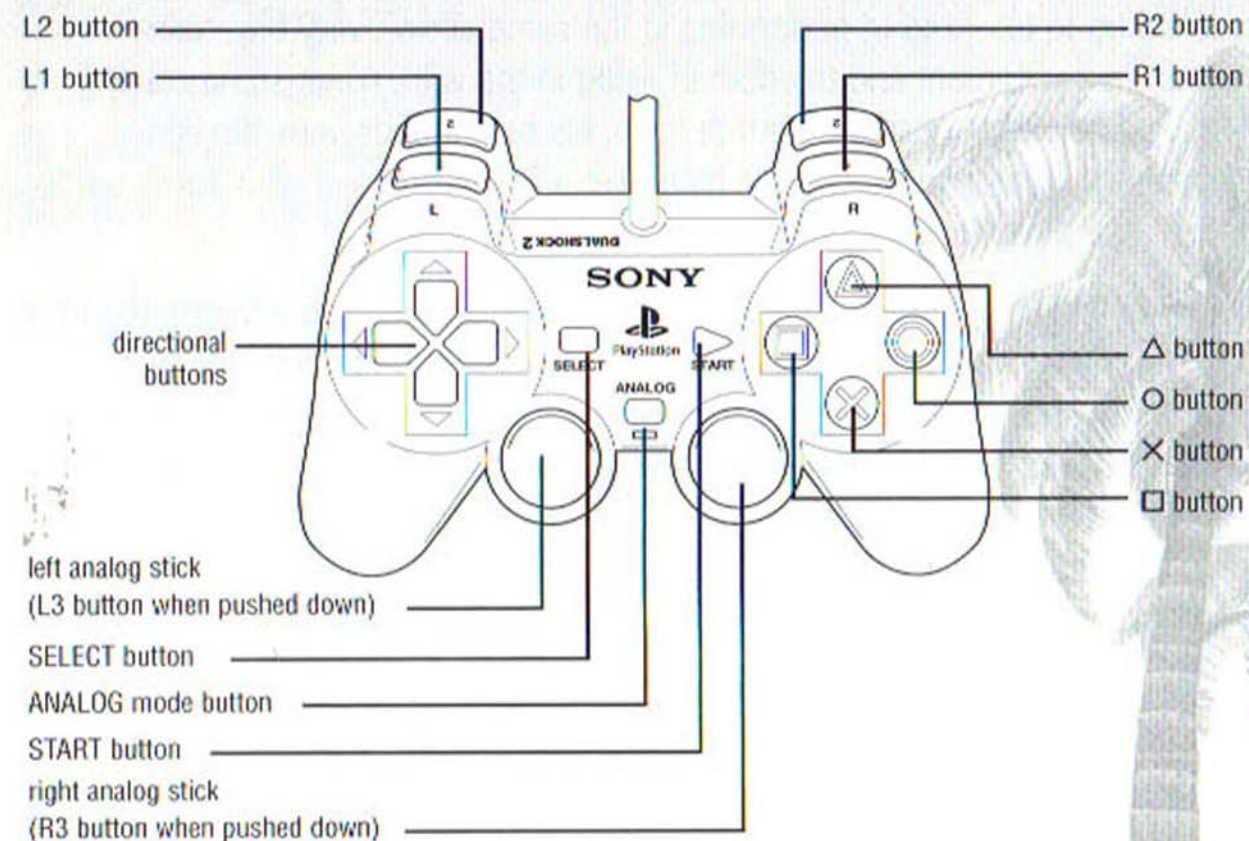
* Note: Illustration may not match all PlayStation®2 console types. For owners of SCPH-70000 series PlayStation®2 systems, refer to the setup instructions supplied with your system.

Set up your PlayStation®2 computer entertainment system according to the instructions in its Instruction Manual. Make sure the MAIN POWER switch (located on the back of the console) is turned ON. Press the **RESET** button. When the power indicator lights up, press the **OPEN** button and the disc tray will open. Place the DreamWorks Animation *Madagascar*™ disc on the disc tray with the label side facing up. Press the **OPEN** button again and the disc tray will close. Attach game controllers and other peripherals, as appropriate. Follow on-screen instructions and refer to this manual for information on playing the game.

Memory Card (8MB)(for PlayStation®2)

To save game settings and progress, insert a memory card (8MB)(for PlayStation®2) into MEMORY CARD slot 1 of your PlayStation®2 system. You can load saved game data from the same memory card or any memory card (8MB)(for PlayStation®2) containing previously saved games. A saved game's data takes up 65KB.

Starting Up



To select menu options, use the **↑** and **↓** directional buttons to navigate. Highlight the desired option and press the **×** button to accept. To select a menu option, follow the on-screen button prompts and press the **×** button to accept and the **Δ** button to go back. *Madagascar* supports the DUALSHOCK®2 analog controller. When Analog Mode is on, the left analog stick works the same as the directional buttons.

Welcome to Madagascar

Marty the zebra is celebrating his tenth birthday, but life in the zoo isn't all it's cracked up to be. Tired of performing in the same show every day, Marty craves the excitement and freedom of living in the wild. When some crafty Penguins help Marty escape from the zoo, his best friends, Alex the lion, Melman the giraffe and Gloria the hippo set off to find him in what turns out to be a bigger adventure than any of them expected.

Get ready for an unforgettable journey across the ocean, from the streets of New York City to the island of Madagascar. To survive in the wild, the four friends will have to discover their true animal natures and master their instincts. Fortunately, the locals—a band of partying Lemurs—are ready and willing to help (when they're not too busy hosting a rave). However, the Lemurs may be the ones who need assistance when Madagascar's most dangerous creatures, the Foosa, strike.




Menu Options

Menu Controls

- ↑, ↓, ←, → – Navigate menus
- ⊗ button – Accept selection
- ⊙ button – Go back to the previous menu or cancel

Main Menu



New Game – Start a new game of *Madagascar*.

Load Game – Load a previously saved game.


Saving the Game

Saving occurs automatically throughout each level. The saved game includes Monkey Money earned, current health and lives and objectives completed.

Note on Autosaving

When the Saving icon appears on-screen, *Madagascar* is saving your options, progress and/or unlocked extras. When you see this icon, please do not remove the memory card (8MB)(for PlayStation®2) in MEMORY CARD slot 1 or the controller. Also, do not reset or turn off your PlayStation®2 while your game is being saved.

Pause Menu



Goals – View goals and objectives for the level.

Options – Adjust sound and music volume or turn vibration on or off.

Exit to Map – Stop gameplay and return to the map.

Zoovenir Shop – Use Monkey Money to buy mini-games and extras.

Quit Game – Stop gameplay and return to the Main Menu.

Exit Menu – Resume the game from where you paused.


During the game, you can view your health bar, remaining lives and Monkey Money by pressing the **R1** button.

Controls/Abilities

Basic Controls

Run/turn	left analog stick
Rotate camera	right analog stick
Switch character (near a totem pole)	Ⓒ button, left analog stick or directional buttons to switch, Ⓐ button to select
Use/talk	Ⓒ button
Pause	▶ button
Rotate camera behind character	L1 button
Health/coins status	R1 button





Power Cards – Marty, Alex, Melman and Gloria are powerful animals—they just don't know it yet! Having spent their entire lives in the zoo, they'll have to learn about their true animal natures to succeed in the wild. Throughout the game, you'll unlock new abilities by collecting power cards. You need three power cards to complete a set.



Totem Pole – In some chapters, you need to select the correct character for the job. To switch characters, approach the totem pole and press the Ⓒ button. Use the left analog stick or directional buttons to select the character you want and press the Ⓐ button.





Alex's Abilities



Jump		ⓧ button
Roar		Ⓚ button
Super roar		Ⓚ button (after eating super roar plant)
Double-jump		ⓧ, ⓧ button
Throw		Ⓛ button (when holding fruit)
Claws		Ⓞ button




Marty's Abilities



Jump		ⓧ button
Kick		Ⓚ button
Sneak		Ⓛ button
Slide		Ⓛ button while moving
Long-jump		ⓧ, ⓧ button



Gloria's Abilities



Jump		ⓧ button
Charge		left analog stick (after eating chili pepper)
Butt bounce		ⓧ, ⓧ button
Tumble		Ⓚ button
Hip check		Ⓛ button


Melman's Abilities




Jump		ⓧ button
Spin		Ⓚ button
Helicopter/glide		ⓧ, ⓧ button
Throw		Ⓞ button (when holding something), left analog stick to aim
Head bash		Ⓛ button

Penguin Abilities



Jump	⊗ button
Slide	Run + ◻ button
Attack	◻ button
Finishing move	◻ button (when enemy is down)
Call up troops	 ◉ button (when near trumpet)
Fish	Use left analog stick to aim, hold down the ◉ button to cast, release the ◉ button when fish takes bait.

Game Screen



Collectibles

Health



Life Tikis – Life tikis give you a health boost and count toward extra lives. Every time you collect a life tiki, you fill up one of the four slots on your health meter. Collect ten life tikis to gain an extra life.



Health Meter – The number above the health meter indicates how many lives you have. The triangles indicate how much health you have left.

Monkey Money



Monkey Money can be traded with the monkeys at the Zoovenir Shop. Gold monkey coins are worth five credits, and silver monkey coins are worth one credit. You can access the Zoovenir Shop from either the map or the Pause menu. The Monkey Money counter on the right side of your screen shows the number of coins you've collected.

Special Items



Chili Pepper – Gloria loves eating spicy chili peppers. After munching on peppers, she can run faster, take down enemies and bust through boulders and other obstacles.



Super Roar Plant – This special plant gives Alex's roar a temporary surge of power. Eat one of these to stun all enemies within range.

Hint: The super roar doesn't last long, so use it fast!



Coconut – Melman can use his long neck to fling coconuts (and other objects) through the air.



Mango – Be sure to pick up any mangoes you see on the ground. Alex can throw mangoes to stun enemies.



Keys – Some areas can only be unlocked once you've found the correct key.

Mini-Games

Unlock special bonus mini-games by purchasing them from the Zoovenir Shop. Once you've purchased a new bonus mini-game, you can access it at any time from the map. Each mini-game costs 35 Monkey Money coins.

Tiki Mini-Golf

Welcome to the Lemurs' mini-golf course! Up to six players can play (taking turns with the same controller). Each player can select their favorite character to play. The player with the lowest score wins!

To change the direction of your swing, move the **green arrow** with the **left analog stick** to point in the direction you want. Tap the **⊙** button once to start your swing. The strength of your swing is indicated in the bar on the left-hand side of the screen. To hit the ball, tap the **⊙** button again.

Mini-Golf Controls

Change direction of swing	left analog stick
Change camera view	right analog stick
Start swing	⊙ button (tap)
Release swing	⊙ button (tap again)
Rotate camera behind ball	L1 button

Shuffleboard

Challenge a friend to a game of shuffleboard. Two players can play using the same controller. Once you start, you have the following options: Pick Board (additional boards can be purchased in the Zoovenir Shop), Pick Game (play to 9 or 15 points) and Pick Player (select the character you wish to play).

Shuffleboard Controls

Slide left and right	left analog stick
Turn left and right	right analog stick
Slide	⊙ button (press to power up and press again to slide)
View scoring pucks	⊞ button

Scoring

- Only one color scores per round. A round is four pucks for each color.
- All pucks of one color past the deepest puck of the opposing color count for scoring purposes.
- The puck must be completely over the dividing line to score the higher point value.
- Pucks that land in the foul zone or slide off the board do not score.
- The game is won when one side reaches 9 or 15 points, depending on the game you selected.

Lemur Rave

Take part in a Lemur dance party. Each symbol corresponds to a button on your controller. Motivate the Lemurs into a dancing frenzy by hitting the symbols when they reach their destination. There are three ways to play Lemur Rave:

Play One-Player – Beat the high score.

Play Two-Player – A second controller is required.

Practice a Track – Scoring is turned off for practice.

After you select a play mode, choose a song, difficulty level and style (Normal, Pro Mode or Random).

Every time you press a button, your accuracy is judged. At the end of the song, all your hits (perfect, great, good) and misses (oops, ouch) are totaled to tally your final score.



Hits		Misses	
Perfect	107	Oops	3
Great	42	Ouch	1
Good	10		
Score			
435			
Continue			

Characters

Four Friends


Alex the lion loves his life in the zoo and doesn't understand why anyone would want to leave. He lives a pampered life as the King of New York and enjoys eating juicy porterhouse steaks.



Marty the zebra believes there has to be more to life than the zoo. He dreams of one day escaping into the wild.



Melman the giraffe is a lovable hypochondriac. He's terrified of almost everything, but is very loyal to his friends.



Gloria the hippopotamus doesn't take nonsense from anyone. Smart and independent, Gloria is a take-charge female who keeps the bunch together.



The Penguins

Skipper, Kowalski, Private and Rico

These Penguins have been trying to escape the zoo for years in their quest to get to Antarctica. They are organized, disciplined and, according to Alex, a little crazy.



The Locals

Julian is a real party animal. He's king of the Lemurs, although everyone knows it's really Maurice who keeps the group on track.

Maurice is the king's sidekick and the voice of authority in the Lemur world. He makes sure everyone is doing their jobs—especially Julian.



Mort is the smallest and cutest of the Lemurs. He loves making new friends—when he's not too busy annoying the ones he already has.

Foosa are dangerous, cat-like predators native to the island of Madagascar. Beware of the Foosa!

?

Chapters

King of New York – Meet Alex, Marty, Melman and Gloria as you learn what it's like to be an animal in the zoo. Be sure to collect plenty of Monkey Money so you can buy items at the Zoovenir Shop.

Hint: Pop the balloons for an added bonus.

Marty's Escape – Marty gets his wish to leave the zoo granted with a little help from some scheming Penguins. You'll have to be extra careful around the security guards to avoid getting caught. Collect keys to access other areas of the zoo on your search for freedom.

Hint: Ask for help from other animals.

New York Street Chase – Marty has escaped, and his friends decide to hold an intervention. Chase him down before Marty gets on a train and heads to the wilds of Connecticut! Watch out for crazy traffic.

Hint: Don't forget to look for Power Cards.

Penguin Mutiny – The entire zoo has been packed up and shipped off to a wild animal preserve. Help the Penguins take over the ship and re-route it to Antarctica. As Private Penguin, it's your duty to scout ahead and make sure the coast is clear. When you've reached a safe spot, use the trumpet to call up the troops.

Hint: Penguins are small enough to fit through pipes.

Mysterious Jungle – Alex washes up on the island of Madagascar after his crate is knocked overboard. He sets out to find the reception desk and hopefully, his friends. Explore the island and see if the locals can help you out. You might need to give them something in return.

Hint: Use your roar to scare open the clams.

Save the Lemurs – Reunited at last, the four friends crash a Lemur party and learn about the Foosa—the most dangerous creatures on the island of Madagascar. Rescue the Lemurs and help them find a new location for their party.

Hint: Use Marty's sneak ability to hide behind rocks.

Jungle Banquet – The Lemurs are throwing a banquet, and they'll need plenty of fruits and vegetables to serve. Scavenge for food by helping out the jungle residents. You'll need to select the best character to do the job.

Hint: Talk to Julian for tips on where to go.

Coming of Age – Alex misses eating juicy steaks. Melman goes on a search for a steak tree, but first, he has to get rid of some disgusting worms that are eating up the Lemurs' home.

Hint: Keep your eye out for coconuts to throw.

Back to the Beach – Alex's hunger has driven him mad, and he's actually bitten Marty on the bottom. Gloria, Melman and Marty try to get off the island by making a rescue beacon. You'll have to find the right character to perform each task.

Hint: The friends have to work together to succeed.

Marty to the Rescue – Marty just can't leave the island without his best friends. Mort leads Marty to the other side of the island through the most treacherous parts of the jungle.


Hint: Watch for speed boosts in the water to propel you faster.

Final Battle – Alex has wandered into the predator side of the island where Madagascar's fiercest creatures live. You'll have to use all your animal instincts and abilities to take down this scary pack.

Hint: Don't forget to look for super roar plants.

Map/Locations

Each time you complete a chapter, a new area of the map gets unlocked for you to explore. Use the left analog stick or the directional buttons to move over the map. You can replay chapters at any time by returning to them in the map.




From New York City...





The Zoo – Home, sweet home for our four friends. Don't forget to check out Alex's show—he's the pride of the zoo.

Streets of Manhattan – New York City is full of life—and traffic! The people of New York aren't prepared to see zoo animals running down the street.




...to the Wilds of Madagascar

Cargo Ship – This giant cargo ship is transporting the zoo animals to Kenya. The ship also carries a lot of sailors who aren't prepared to deal with those pesky Penguins.



Beach – When the animals crash-land on the beach, they think they've arrived at a new zoo. They don't realize they're actually on the island of Madagascar.

Baobab Tree – The giant Baobab Tree is a meeting place for the Lemurs. It's where they hold their crazy dance parties.



Predator Side of the Island – This wasteland is the natural habitat for the Foosa. Alex ends up here after he discovers his predatory nature.

Credits

TOYS FOR BOB

Creative Director

Paul Reiche III

Technical Director

Fred Ford

Art Director

Terry Falls

Programmers

Peter Lipson
Robert Leyland
Jamie Davis

Lead Designer

Toby Schadt

Senior Designer

Mike Ebert

Designers

Adi Taylor
Erol Otus
Daniel Gerstein
Ray West
Alex Ness
John Barnes
Seth Carus
Nat Loh

Artists

Don Martinez
Sunil Mukherjee
Robin Lujan
Josh Lindeman
Guy Riessen
Laurie Franks
Karl Raade

Art Lad

Alec Franklin

Character Modeler

I-Wei Huang

Animators

Shane Ushijima
Rick Servande
Dan Ross
I-Wei Huang
Dave Huddleston
Chris Turner

Cinematics Guy

Aaron Nemoyten

Script

Alex Ness

Tech (High)

Greg Laabs

Producers

Iana Iasiello
Alex Ness

Special Thanks

Chris Nelson
Balmer Mann

Warthog's Real Name

Quigley

DREAMWORKS ANIMATION

Anne Globe
Amy Krider
Meaghan Nix
Sunny Park
Rick Rekedal
Paul Elliott
John Moore
Tom McGrath
Eric Darnell
Mireille Soria
Teresa Cheng
Rex Grignon
Denis Couchon
Kendal Cronchite
Zoe Shepherd
Todd Heapy
Colleen Leonard

ACTIVISION

PRODUCTION

President, Activision Publishing

Kathy Vrabeck

VP, North American Studio

Laird Malamed

Producer

Nicole Willick

Associate Producers

Ken Fox
Kelly Byrd
Suzy Luko

Production Tester

Vanessa Schlais

Localization Producer

Ryan Rucinski

Localization Coordinator

Andre Kinniebrew

Technology Director

Matt Wilkinson

MARKETING AND PR

Vice President, Global Brand Management

David Pokress

Director, Global Brand Management

Rachel Silverstein

Global Brand Manager

Jennifer Daniels

Associate Brand Manager

Cindy Liu

Manager, Corporate Communications

Lisa Fields

Publicist

Kate Mitchum

**Trade Marketing
Manager**

Anne Leuschen

**Director,
Market Research**

Chris Langlois

**QUALITY ASSURANCE/
CUSTOMER SUPPORT****Project Lead**

Alex Ortiz

Sr. Project Lead

Jason "Fox" Potter

QA Manager

Tim Vanlaw

Test Team Floor Leads

Robert Munguia

Tony Meysenburg

James Cha

Database Manager

Charles Moore

Testers

Gabriel Galaz

Robin Odium

Jason Harris

Brent Toda

Jeremiah Wainright

Josh Gill

Teak Holley

David Hernandez

David Wilkinson

Daniel Donaho

Christopher Shanley

Brandon Miller

Mike Ortiz

Mike Ryan

David Lara

Lee Cheramie

Wayne Williams

Mike Attardi

Hugh Bach

Robert Telmar

Fritz Striker

Jose Ornelas

Elias Jimenez

Glenn Cristobal

James Lodato

Rich Pearson

Travis Cummings

Localization**Project Lead**

Kop Tavornmas

Localization Sr.**Project Leads**

Frank So

Anthony Korotko

Localization Floor Lead

Leviticus Davis

Localization Testers

Sean Peotter

Michael Wickson

Stefano Terry

Dan Hackney

Trevor Page

Richard Park

Kevin Chao

Wei Zhao

Josh Mast

Keith Kodama

Chris Dolan

Jason Gilmore

Night Crew Manager

Adam Hartsfield

**Manager, Technical
Requirements Group**

Marilena Rixford

**Sr. Lead, Technical
Requirements Group**

Si6n Rodriguez y Gibson

**Project Lead, Technical
Requirements Group**

Aaron Camacho

**Testers, Technical
Requirements Group**

Marc Villanueva

Kyle Carey

Robert Lara

Customer Support Leads

Gary Bolduc –

Phone Support

Michael Hill –

E-mail Support

CS/QA Special Thanks

Jim Summers

Jason Wong

Joe Favazza

Jason Levine

Nadine Theuzillot

Ed Clune

John Rosser

Matt McClure

Glenn Vistante

Indra Yee

Joule Middleton

Todd Komesu

Nick Westfield

Willie Bolton

Chris Keim

Neil Barizo

Chad Siedhoff

Jennifer Vitiello

Jeremy Shortell

Nick Favazza

Mike Rixford

Dylan Rixford

Tyler Rivers

Alexander Watkins

Ivoline Lee

LEGAL

Greg Deutsch

Jay Komar

Phil Terzian

Mike Larson

Legal Coordinator

Danielle Kim

MUSIC DEPARTMENT**Worldwide****Executive of Music**

Tim Riley

**Music Supervisor and
Licensing Coordinator**

Brandon Young

CREATIVE SERVICES**VP, Creative Services
& Operations**

Denise Walsh

**Director,
Creative Services**

Matthew Stainer

**Creative Services
Manager**

Jill Barry

**Creative Services
Assistant Manager**

Shelby Yates

Online Manager

Joe Toledo

Manual Layout & Design

Ignited Minds LLC

Packaging Design

Hamagami/Carroll, Inc.

**ACTIVISION
SPECIAL THANKS**

Yale Miller

Juan Valdes

Chris Hewish

Mike Fletcher

Steffanie Bullis

Flora Lew

Nicholas Lamia

Matt Morton

Robert Berger

Sasha Gross

Chris Archer

Brian Pass

Aaron Gray

Lalie Fisher

Daniel Firestone

Steve Rosenthal

Derek Racca

Jim Desmond

Brandi Baker

Lori Plager

Allison Gershon

Justin Berenbaum

Stefan Makhoul

Kim Harle

Stacie Hajduk

Marla Bohana

Maryanne Lataif

Michelle Schroeder

Michelle Turk

Kirsten Duvall

Dan Lazar

Maria Stipp

Activision NA Sales

Karen Starr

Molly Hinchey

Sara McKinney

Julie Cox

Michael Kurdziel

Richard Santiago

Kara Kavulich

Tom McGrath

Clark, Elliot & Cher Carroll

Joseph, Micah &

Any Mossé

Paula Eisel & everyone at

Hamagami/Carroll, Inc.

Jessica McConnell,
Brian Smith & everyone at
Ignited Minds LLC
Brock Anderson &
everyone at
Secret Weapon
Evolution Music Partners**Scriptwriting**

Billy Frolick

Alex Ness

Kelly Wand

Kelly Byrd

SOUND/VIDEO**Casting and****Voice Direction**

Margaret Tang

Womb Music

**Recording/Engineering/
Editing/Voiceover Effects
Design**

Rik W. Schaffer

Womb Music

Video Editing

Chris Hepburn

Forward Never Straight

Sound Effects

Burke Trieschmann

Open Door Productions

RenderWare is a registered
trademark of Canon Inc.
Portions of this software
are © 1998-2002 Criterion
Software Ltd.
and its licensors.

Uses Bink Video.

© 1997-2004 by

RAD Game Tools, Inc.

Customer Support

NOTE: Please do not contact Customer Support for hints/codes/cheats; only technical issues.

Internet: <http://www.activision.com/support>

Our support section of the web has the most up-to-date information available. We update the support pages daily, so please check here first for solutions. If you cannot find an answer to your issue, you can submit a question/incident to us using the online support form. A response may take anywhere from 24–72 hours depending on the volume of messages we receive and the nature of your problem.

NOTE: Internet support is handled in English only.

NOTE: The multiplayer components of Activision games are handled only through Internet support.

Phone: (310) 255-2050

You can call our 24-hour voice-mail system for answers to our most frequently asked questions at the above number. Contact a Customer Support representative at the same number between the hours of 9:00 am and 5:00 pm (Pacific Time), Monday through Friday, except holidays.

Please do not send any game returns directly to Activision without first contacting Customer Support. It is our policy that game returns/refunds must be dealt with by the retailer or online site where you purchased the product. Please see the Limited Warranty contained within our Software License Agreement for warranty replacements.


**Register your product online at www.activision.com
so we can enter you in our monthly drawing
for a fabulous Activision prize.**

Notes


Notes



Notes



A DARING ZOO BREAK. THE ADVENTURE OF A LIFETIME.



Survive the Wild with the Official Strategy Guide from BradyGames!

- Step-by-Step Walkthrough including Tips to Find All Important Items!
- Tactics for Achieving the Highest Scores!
- Expert Tips to Master Every Ability.
- Plus, Game Secrets and More!

To purchase BradyGames' *MadagascAR™ Official Strategy Guide*, visit your local electronics, book, or software retailer. Also available online at www.bradygames.com.

ISBN: 0-7440-0547-7

BRADYGAMES
TAKE YOUR GAME FURTHER



ACTIVISION

MadagascAR™ & ©2005 DreamWorks Animation L.L.C. All rights reserved. Game ©2005 Activision, Inc. Published by Activision Publishing, Inc. Activision is a registered trademark of Activision, Inc. All other trademarks and trade names are the properties of their respective owners.

SOFTWARE LICENSE AGREEMENT

USE OF THIS PROGRAM IS SUBJECT TO THE SOFTWARE LICENSE TERMS SET FORTH BELOW. "PROGRAM" INCLUDES THE SOFTWARE INCLUDED WITH THIS AGREEMENT, THE ASSOCIATED MEDIA, ANY PRINTED MATERIALS, AND ANY ON-LINE OR ELECTRONIC DOCUMENTATION, AND ANY AND ALL COPIES AND DERIVATIVE WORKS OF SUCH SOFTWARE AND MATERIALS. BY OPENING THIS PACKAGE, AND/OR USING THE PROGRAM, YOU ACCEPT THE TERMS OF THIS LICENSE WITH ACTIVISION, INC. ("ACTIVISION").

LIMITED USE LICENSE. Activision grants you the non-exclusive, non-transferable, limited right and license to use one copy of this Program solely and exclusively for your personal use. All rights not specifically granted under this Agreement are reserved by Activision. This Program is licensed, not sold. Your license confers no title or ownership in this Program and should not be construed as a sale of any rights in this Program.

OWNERSHIP. All title, ownership rights and intellectual property rights in and to this Program and any and all copies thereof (including but not limited to any titles, computer code, themes, objects, characters, character names, stories, dialog, catch phrases, locations, concepts, artwork, animation, sounds, musical compositions, audio-visual effects, methods of operation, moral rights, and any related documentation, incorporated into this Program) are owned by Activision or its licensors. This Program is protected by the copyright laws of the United States, international copyright treaties and conventions and other laws. This Program contains certain licensed materials and Activision's licensors may protect their rights in the event of any violation of this Agreement.

YOU SHALL NOT:

- Exploit this Program or any of its parts commercially, including but not limited to use at a cyber cafe, computer gaming center or any other location-based site. Activision may offer a separate Site License Agreement to permit you to make this Program available for commercial use; see the contact information below.
- Sell, rent, lease, license, distribute or otherwise transfer this Program, or any copies of this Program, without the express prior written consent of Activision.
- Reverse engineer, derive source code, modify, decompile, disassemble, or create derivative works of this Program, in whole or in part.
- Remove, disable or circumvent any proprietary notices or labels contained on or within the Program.
- Export or re-export this Program or any copy or adaptation in violation of any applicable laws or regulations.

LIMITED WARRANTY. Activision warrants to the original consumer purchaser of this Program that the recording medium on which the Program is recorded will be free from defects in material and workmanship for 90 days from the date of purchase. If the recording medium is found defective within 90 days of original purchase, Activision agrees to replace, free of charge, any product discovered to be defective within such period upon its receipt of the Product, postage paid, with proof of the date of purchase, as long as the Program is still being manufactured by Activision. In the event that the Program is no longer available, Activision retains the right to substitute a similar program of equal or greater value. This warranty is limited to the recording medium containing the Program as originally provided by Activision and is not applicable to normal wear and tear. This warranty shall not be applicable and shall be void if the defect has arisen through abuse, mistreatment, or neglect. Any implied warranties prescribed by statute are expressly limited to the 90-day period described above.

EXCEPT AS SET FORTH ABOVE, THIS WARRANTY IS IN LIEU OF ALL OTHER WARRANTIES, WHETHER ORAL OR WRITTEN, EXPRESS OR IMPLIED, INCLUDING ANY WARRANTY OF MERCHANTABILITY, FITNESS FOR A PARTICULAR PURPOSE OR NON-INFRINGEMENT, AND NO OTHER REPRESENTATIONS OR CLAIMS OF ANY KIND SHALL BE BINDING ON OR OBLIGATE ACTIVISION.

When returning the Program for warranty replacement please send the original product disks only in protective packaging and include: (1) a photocopy of your dated sales receipt; (2) your name and return address typed or clearly printed; (3) a brief note describing the defect, the problem(s) you are encountered and the system on which you are running the Program; (4) if you are returning the Program after the 90-day warranty period, but within one year after the date of purchase, please include check or money order for \$20 U.S. currency per disc replacement. Note: Certified mail recommended.

In the U.S. send to: Warranty Replacements, Activision, Inc., P.O. Box 67713, Los Angeles, California 90067

LIMITATION ON DAMAGES. IN NO EVENT WILL ACTIVISION BE LIABLE FOR SPECIAL, INCIDENTAL OR CONSEQUENTIAL DAMAGES RESULTING FROM POSSESSION, USE OR MALFUNCTION OF THE PROGRAM, INCLUDING DAMAGES TO PROPERTY, LOSS OF GOODWILL, COMPUTER FAILURE OR MALFUNCTION AND, TO THE EXTENT PERMITTED BY LAW, DAMAGES FOR PERSONAL INJURIES, EVEN IF ACTIVISION HAS BEEN ADVISED OF THE POSSIBILITY OF SUCH DAMAGES. ACTIVISION'S LIABILITY SHALL NOT EXCEED THE ACTUAL PRICE PAID FOR THE LICENSE TO USE THIS PROGRAM. SOME STATES/COUNTRIES DO NOT ALLOW LIMITATIONS ON HOW LONG AN IMPLIED WARRANTY LASTS AND/OR THE EXCLUSION OR LIMITATION OF INCIDENTAL OR CONSEQUENTIAL DAMAGES, SO THE ABOVE LIMITATIONS AND/OR EXCLUSION OR LIMITATION OF LIABILITY MAY NOT APPLY TO YOU. THIS WARRANTY GIVES YOU SPECIFIC LEGAL RIGHTS, AND YOU MAY HAVE OTHER RIGHTS WHICH VARY FROM JURISDICTION TO JURISDICTION.

TERMINATION. Without prejudice to any other rights of Activision, this Agreement will terminate automatically if you fail to comply with its terms and conditions. In such event, you must destroy all copies of this Program and all of its component parts.

U.S. GOVERNMENT RESTRICTED RIGHTS. The Program and documentation have been developed entirely at private expense and are provided as "Commercial Computer Software" or "restricted computer software." Use, duplication or disclosure by the U.S. Government or a U.S. Government subcontractor is subject to the restrictions set forth in subparagraph (c)(1)(ii) of the Rights in Technical Data and Computer Software clauses in DFARS 252.227-7013 or as set forth in subparagraph (c)(1) and (2) of the Commercial Computer Software Restricted Rights clauses at FAR 52.227-19, as applicable. The Contractor/Manufacturer is Activision, Inc., 3100 Ocean Park Boulevard, Santa Monica, California 90405.

INJUNCTION. Because Activision would be irreparably damaged if the terms of this Agreement were not specifically enforced, you agree that Activision shall be entitled, without bond, other security or proof of damages, to appropriate equitable remedies with respect to breaches of this Agreement, in addition to such other remedies as Activision may otherwise have under applicable laws.

INDEMNITY. You agree to indemnify, defend and hold Activision, its partners, affiliates, contractors, officers, directors, employees and agents harmless from all damages, losses and expenses arising directly or indirectly from your acts and omissions to act in using the Product pursuant to the terms of this Agreement.

MISCELLANEOUS. This Agreement represents the complete agreement concerning this license between the parties and supersedes all prior agreements and representations between them. It may be amended only by a writing executed by both parties. If any provision of this Agreement is held to be unenforceable for any reason, such provision shall be reformed only to the extent necessary to make it enforceable and the remaining provisions of this Agreement shall not be affected. This Agreement shall be construed under California law as such law is applied to agreements between California residents entered into and to be performed within California, except as governed by federal law and you consent to the exclusive jurisdiction of the state and federal courts in Los Angeles, California. If you have any questions concerning this license, you may contact Activision at 3100 Ocean Park Boulevard, Santa Monica, California 90405, (310) 255-2000, Attn. Business and Legal Affairs, legal@activision.com.