



STUNTMAN IGNITION



MASTER DANGEROUS.
HIGH-SPEED STUNTS THROUGH
PRECISION DRIVING.

AMP UP THE ACTION BY
IMPROVISING RECKLESS
MANEUVERS.

BATTLE RIVAL STUNTMEN ON
FILM SETS AND BACKLOT
MULTIPLAYER ARENAS.

Available for the PLAYSTATION®3 and the PlayStation®2
computer entertainment systems.

TEEN
T
ESRB CONTENT RATING www.esrb.org

Drug Reference
Mild Language
Suggestive Themes
Violence

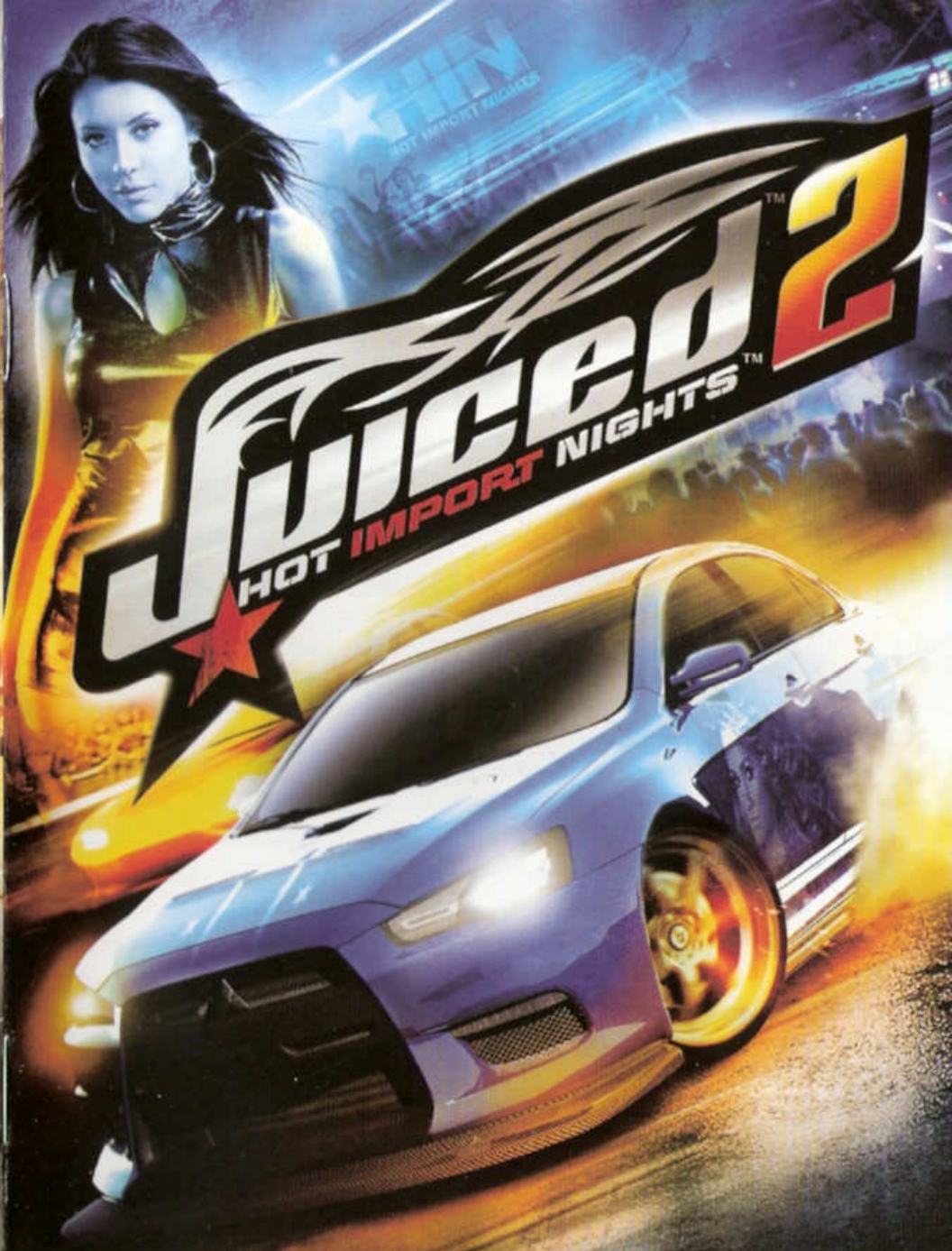


EmuMovies



www.thq.com

© 2007 THQ Inc. Developed by Paradigm Entertainment. THQ, Stuntman: Ignition, Paradigm Entertainment and their respective logos are trademarks and/or registered trademarks of THQ Inc. All rights reserved. All other trademarks, logos and copyrights are property of their respective owners. "PlayStation", "PS" Family logo and the "PS" Family logo are registered trademarks of Sony Computer Entertainment Inc. Part No. 110700



Need for Speed HOT IMPORT NIGHTS 2

TEEN
T
CONTENT RATED BY
ESRB



WARNING: Photosensitivity/ Epilepsy/Seizures

READ BEFORE USING YOUR PLAYSTATION®2 COMPUTER ENTERTAINMENT SYSTEM.

A very small percentage of individuals may experience epileptic seizures or blackouts when exposed to certain light patterns or flashing lights. Exposure to certain patterns or backgrounds on a television screen or when playing video games may trigger epileptic seizures or blackouts in these individuals. These conditions may trigger previously undetected epileptic symptoms or seizures in persons who have no history of prior seizures or epilepsy. If you, or anyone in your family, has an epileptic condition or has had seizures of any kind, consult your physician before playing. IMMEDIATELY DISCONTINUE use and consult your physician before resuming gameplay if you or your child experience any of the following health problems or symptoms:

- dizziness
- altered vision
- eye or muscle twitches
- loss of awareness
- disorientation
- seizures
- any involuntary movement or convulsion

RESUME GAMEPLAY ONLY ON APPROVAL OF YOUR PHYSICIAN.

Use and handling of video games to reduce the likelihood of a seizure

- Use in a well-lit area and keep as far away as possible from the television screen.
- Avoid large screen televisions. Use the smallest television screen available.
- Avoid prolonged use of the PlayStation 2 system
- Take a 15-minute break during each hour of play.
- Avoid playing when you are tired or need sleep.

Stop using the system immediately if you experience any of the following symptoms: light-headedness, nausea, or a sensation similar to motion sickness; discomfort or pain in the eyes, ears, hands, arms, or any other part of the body. If the condition persists, consult a doctor.

WARNING TO OWNERS OF PROJECTION TELEVISIONS:

Do not connect your PlayStation 2 system to a projection TV without first consulting the user manual for your projection TV, unless it is of the LCD type. Otherwise, it may permanently damage your TV screen.

HANDLING YOUR PLAYSTATION 2 FORMAT DISC:

- This disc is intended for use only with PlayStation 2 consoles with the NTSC U/C designation.
- Do not bend it, crush it or submerge it in liquids.
- Do not leave it in direct sunlight or near a radiator or other source of heat.
- Be sure to take an occasional rest break during extended play.
- Keep this compact disc clean. Always hold the disc by the edges and keep it in its protective case when not in use. Clean the disc with a lint-free, soft, dry cloth, wiping in straight lines from center to outer edge. Never use solvents or abrasive cleaners.

TABLE OF CONTENTS

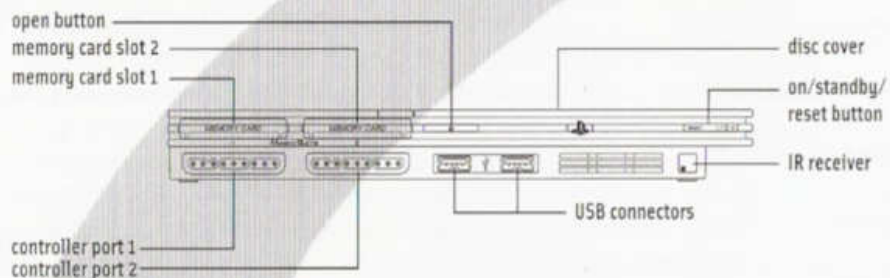
Getting Started	2
Game Controls	3
Main Menu	4
Game Screen	4
Career	5
Career Structure	5
Go Race	5
Modify Car	6
Driver DNA & Driver DNA Lab	6
Hints & Tips	7
Options	7
Pause Menu	7
Credits	8
Notes	10
Limited Warranty	13

WARNING

The vehicle driving depicted in this game may not be entirely realistic, and could be dangerous in real life. Do not imitate the driving moves shown in this game. When driving avoid excessive speeds and always obey local traffic laws.

Note: Cheat Codes can be entered in the Driver DNA Lab.

GETTING STARTED



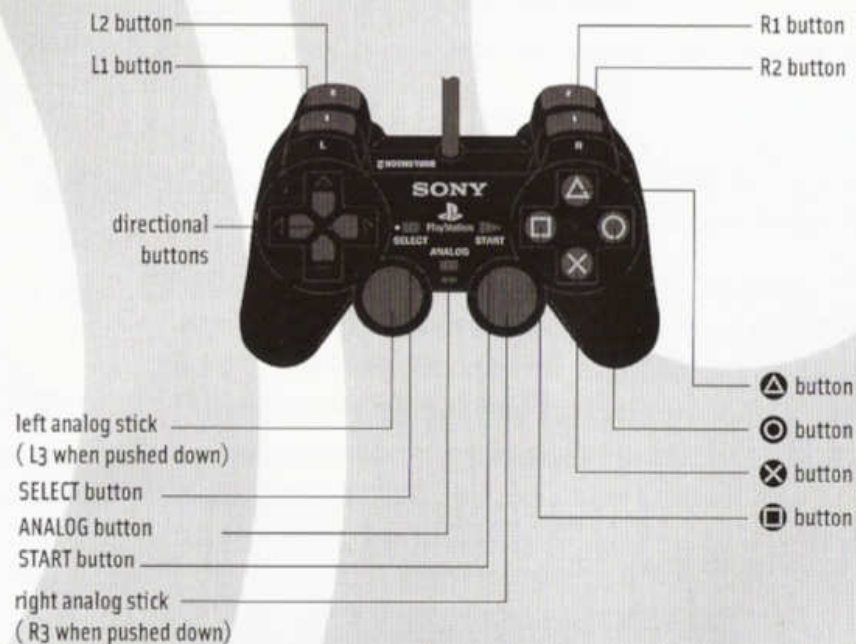
Set up your PlayStation®2 computer entertainment system according to the instructions supplied with your system. Check that the system is turned on (the on/standby indicator is green). Insert the *Juiced 2: Hot Import Nights* disc in the system with the label side facing up. Attach game controllers and other peripherals as appropriate. Follow the on-screen instructions and refer to this manual for information on using the software.

Memory Card (8MB) (for PlayStation®2)

To save game settings and progress, insert a memory card (8MB) (for PlayStation®2) into MEMORY CARD slot 1 of your PlayStation®2 system. You can load saved game data from the same memory card or any memory card (8MB) (for PlayStation®2) containing previously saved games.

GAME CONTROLS

DUALSHOCK®2 ANALOG CONTROLLER CONFIGURATIONS



BUTTON	ACTION
X button	Accelerate
Left analog stick	Steering Left/Right
Directional buttons	Crew commands **
square button	Brake/Reverse
circle button	Handbrake
triangle button	Change view
Right analog stick	Camera Pan
R1 button	Use Nitrous
L1 button	Look behind car
R2 button	Gear Up*
L2 button	Gear Down*
START button	Pause

*Only available with Manual Gear shifting modes

** Only available in Crew Racing modes

Profiles

Once the Title Screen appears, press **START** to bring up the profile selection screen.

Load Driver Available if a game has previously been saved. Loads the selected profile.

Create New Driver Create a new profile.

MAIN MENU

Press the directional buttons **UP/DOWN** or the use the left analog stick to scroll through the available options. Press the **X** button to confirm the selection.

- Career** Begin or continue a career. Can you make it to the top?
- Multiplayer** Race against your friend in a split screen challenge.
- Driver DNA Lab** Create your own Driver DNA races.
- Options** Customize your game settings.
- Credits** View the game credits.

GAME SCREEN



- Lap Counter** Displays the Current lap / Total laps in the race.
- Lap Times*** Displays the Current and Best lap times.
- Race Position*** Current position in the race.
- Drift Angle**** Displays current drift angle through the curve.
- Track Map*** Displays the track map.
- Tachometer** Shows the current RPM.
- Speedometer** Indicates speed given in MPH or KPH (see option settings).

- Nitrous Gauge*** Indicates how much Nitrous is left in your tank.
- Current Drift Score**** Displays your current drift score.
- Total Drift Score**** Displays your total drift score.

*Only available during a Circuit Race

**Only available during Drift Races

CAREER MODE

When you first start a new profile, you need to compete in a Hot Import Nights Initiation Challenge. Once you've completed the Challenge, select a car from the list of available cars in the Dealership. Now proceed to the Career menu:

- Go Race** Choose from the available Leagues and earn cash along the way. As you successfully complete each League, new, tougher Leagues become available.
- Customize Your Ride** Choose which car you want to modify or sell.
- Dealership** Buy a new car from one of the manufacturers listed.
- Crew DNA** View your Driver DNA and a list of crew members available to hire.
- Select Car** Choose which car you want to modify or sell.

CAREER STRUCTURE

Leagues

There are 10 Leagues from Rookie to World Class and HIN™ Elite. As you progress through the Leagues, you will come across new and different race modes.

Goals

Each League has a number of goals. To qualify for promotion to the next League, you must complete a number of those goals, e.g. 4 out of 6.

Events

After you select a goal, you should choose an event in which to achieve the goal. There is often more than one event in which you can achieve the goal.

GO RACE

Betting

Before each event, you will have the opportunity to place a side bet with other drivers. Select the driver you want to bet with then select your bet amount. The driver you are betting with might turn you down, accept your bet, or even raise it. Don't take too long or the driver will ask you to Hurry Up!

Race Modes

Circuit Race	Try to finish the race in 1st position.
Circuit Eliminator	A circuit race where the driver in last place at the end of each lap is eliminated until only one driver remains.
Last Man Standing	Can you win the race without hitting a barrier?
Drift Solo	Can you beat the target drift score?
Drift Obliterator	Drift and Race! Stay ahead of the pack while ensuring you score sufficient drift points to stay in the race. The winner is the first across the line with the required Drift Score.
Drift King	Compete against several drivers to attain the highest drift score
Drift Enduro	Get the highest possible score in one continuous drift.

MODIFY CAR

You can modify the performance and appearance of your ride in the garage.

Use the Select Car option when you have more than one car in your collection.

Visual Mods	Apply bodykits to improve the visual appeal of your ride.
Decals	Customize your ride with custom decal packs.
Paintshop	Apply a new paintjob to your ride.
Tuning	Complete Tuning challenges to unlock performance, handling and weight-saving mods that will help improve your ride's power-to-weight ratio.

Car Rating

Each car has a performance rating between 1 and 100. This reflects the power-to-weight ratio of the car, with 100 being the most powerful car in the game.

Each league limits cars with power-to-weight ratios outside a range. For example, Rookie events are only open to cars with a performance rating between 1 and 20.

DRIVER DNA & DRIVER DNA LAB™

Improve your Driver DNA and race against other racers' Driver DNA in the Driver DNA Lab.

What is Driver DNA?

As you race, the game monitors many hundreds of parameters that define your driving style in terms of circuit racing ability, drifting ability and gambling ability.

Driver DNA Lab

Create custom race events using Driver DNA from celebrity drivers.

HINTS & TIPS

Spooking

When you draft your rivals, a bar appears above their car and starts to fill up while you stay on their tail. This is the 'spook' bar. When the bar fills, that driver will lose control temporarily and make a mistake.

Nitrous

As you powerslide around the track, you earn nitrous. The more nitrous you have in the tank, the stronger your nitrous burn will be. Hold the nitrous burn for as long as you can to get the maximum performance.

Rival Characters and Driver DNA

You'll quickly learn the quirks of your key rivals. Tyrone, for example, is the meanest guy on the track! Bobby is a real gambler – he'll ALWAYS raise that bet! You should always check your competitors' Driver DNA before you go head-to-head with them.


Drift Techniques

For successful drifting, try using a wider 3rd person view and a rear-wheel drive car. Keep your speed in check and feather the throttle to help you get around curves faster. Focus on the center of the track and use the handbrake to flip the car into the drift. Dab the handbrake to help transition from one drift to the next when linking (or "chaining") drifts together.

OPTIONS

Customize your game experience including screen ratio (4:3 or 16:9) and audio settings.

PAUSE MENU

Press  during gameplay to bring up the Pause Menu.

Continue	Resume Play.
Restart	Progress and bets will be lost, but you get to restart the race from the beginning.
Options	Change audio settings and vibration settings mid-race.
Quit	Exit the current race.

CREDITS

ASCARI

Ascari name and logo as used on genuine Ascari cars are registered trademarks of Ascari Cars Ltd. Ascari and its logo are trademarks of Ascari Cars.

ASTON MARTIN

Aston Martin, DB9 Volante, Vanquish S and the Aston Martin logo are trademarks owned and licensed by Aston Martin Lagonda © 2007 Aston Martin Lagonda.

AUDI

Trademarks, design patents and copyrights are used with the approval of the owner AUDI AG.

BMW

The BMW logo, the BMW wordmark and the BMW model designations are Trademarks of BMW AG and are used under license.

CITROEN

The Citroen C2 16v VTR (2004 Model) is used under license to THQ Inc.

DODGE

Dodge and HEMI are trademarks of DaimlerChrysler Company LLC.

FIAT

Fiat is a registered trademark owned by Fiat S.p.A. Under license from Fiat Group Automobiles S.p.A. All rights reserved.

FORD

Ford Oval and nameplates are registered trademarks owned and licensed by Ford Motor Company. www.ford.com

GM

General Motors Trademarks used under license to THQ Inc.

HOLDEN

Official Licensed Holden Product.™ General Motors Corporation.

HONDA

Designed, manufactured, and distributed by/for THQ Inc. Honda®, "H" logo®, Acura®, Stylized "A" Logo®, Civic®, Integra Type R®, CRX™, SiR™, Type R™, Type-S™, S2000®, NSX®, RSX, Si™, and the distinctive design elements of Honda and Acura vehicles are trademarks and intellectual property of Honda Motor Co., Ltd., used

under license from American Honda Motor Co., Inc. in the U.S. and Honda Motor Co., Ltd. in other countries. Official Honda licensed product. All rights reserved.

HYUNDAI

Hyundai and its logos are trademarks of Hyundai Motor Company.

KOENIGSEGG

Koenigsegg and its logo are trademarks of Koenigsegg Automotive AB.

LOTUS

Approved and Licensed Product of Group Lotus plc.

MAZDA

Mazda, MX-5, RX-7, RX-8, and Miata names, emblems and body designs are used under approval of Mazda Motor Corporation.

MELLING

Melling and its logo are trademarks of Melling Sports Cars, Inc.

MINI

The MINI trademarks are used under license from BMW AG.

MITSUBISHI / RALLIART

Mitsubishi, Eclipse, FTO, GTO, 3000GT, Lancer EVOLUTION names, emblems and body designs are trademarks and/or intellectual property rights of MITSUBISHI MOTORS CORPORATION and used under license by THQ Inc.

NISSAN / INFINITI

"NISSAN" and the names, logos, marks and designs of the NISSAN products are trademarks and/or intellectual property rights of NISSAN MOTOR CO., LTD. and used under license to THQ Inc.

"INFINITI" and the names, logos, marks and designs of the INFINITI products are trademarks and/or intellectual property rights of NISSAN MOTOR CO., LTD. and used under license to THQ Inc.

EXIGE



PAGANI

Pagani and its logos and designs are trademarks of Pagani Automobili S.p.A. and used under license by THQ Inc.

PEUGEOT

Peugeot and its logos are trademarks of PSA and used under license by THQ Inc.

PLYMOUTH

Chrysler® is a registered trademark of DaimlerChrysler Company, LLC. Plymouth® Barracuda and its trade dress are used under license from DaimlerChrysler. ©DaimlerChrysler Company, LLC 2007.

RENAULT

Renault Official Licensed products are vehicle models and trademarks protected by Intellectual Property Rights, in particular trademarks, design and copyrights laws. Used with permission from Renault. All rights reserve

SALEEN

Saleen®, Saleen® S7™, Saleen® S281™, and all its vehicle model names and their designs are registered trademarks of Saleen, Inc. used under license to THQ Inc. © Saleen, Inc. 2007

SEAT

Trademarks, design, patents and copyrights are used with the permission of the owner SEAT S.A.

SUBARU

Names, trademarks and body designs of Fuji Heavy Industries Ltd. are used under license to THQ Inc.

TOYOTA / LEXUS

TOYOTA, SCION, MR2, COROLLA, CELICA, SUPRA and tC and associated symbols, emblems and designs are intellectual property of Toyota Motor Corporation and are used with permission.

LEXUS, IS300 and associated symbols, emblems and designs are intellectual property of Toyota Motor Corporation and are used with permission.

TVR

TVR and its logo are trademarks of TVR Engineering Ltd.



VAUXHALL

Vauxhall Trademarks licensed to THQ Inc.

VW

Trademarks, design patents and copyrights are used with the permission of the owner Volkswagen AG.

PART MANUFACTURERS

BFGoodrich® Tires Trademarks are used under license from Michelin Groupe Companies.

BRIDGESTONE and POTENZA names, emblems and wheel designs are trademarks and/or other intellectual properties of Bridgestone Corporation and used under license to THQ Inc.

FERODO name and logo used under license from Federal-Mogul Friction Products Limited, a wholly owned subsidiary of Federal-Mogul Corporation.

The 'HKS' name and logo are registered trademarks of HKS-USA, Inc., and all rights therein are expressly reserved.

MOOG name and logo used under license from Federal-Mogul World Wide, Inc. and Federal-Mogul Products, Inc., wholly owned subsidiaries of Federal-Mogul Corporation.

OZ Racing is a trademark and is used with permission from O.Z. S.p.A

Images of the Sydney Opera House appear under license from Sydney Opera House Trust 2007.

© 2007 THQ Inc. All manufacturers, cars, names, brands and associated imagery featured in this game are trademarks and/or copyrighted materials of their respective owners. All rights reserved. Uses Bink Video. Copyright © 1997-2007 by RAD Game Tools, Inc. Juiced 2: Hot Import Nights is powered by the SpeedTreeRT™ foliage middleware solution. SpeedTreeRT ©2002-2006. SpeedTree™ and IDV™ (and associated logos) are registered trademarks and used under license from Interactive Data Visualization. Hot Import Nights and its logo are trademarks of Hot Import Nights LLC. Juice Games, Juiced, THQ and their respective logos are trademarks and/or registered trademarks of THQ Inc. All rights reserved. All other trademarks, logos and copyrights are property of their respective owners.

Special Thanks
Hot Import Nights
Usula Mages

NOTES

NOTES



boostmobile

HIN

HOT IMPORT NIGHTS

2007 SCHEDULE

02.17	GUAM	Guam International Raceway
03.10	SAN MATEO	San Mateo Expo Center
03.24	POMONA	Pomona Fairplex
03.31	CHICAGO	McCormick Place
04.14	TAMPA BAY	Tropicana Field
04.21	WASHINGTON DC	Dulles Expo
04.28	BOSTON	Bayside Expo Center
05.12	PHILADELPHIA	Pennsylvania Convention Center
06.12	SAN DIEGO	Coors Amphitheatre
07.09	DALLAS	Dallas Convention Center
07.07	ORLANDO	Orange County Convention Center
07.14	CHARLOTTE	Merchandise Mart
07.21	NEW YORK	Belmont Park Raceway
08.04	SEATTLE	Qwest Field Event Center
08.11	CHICAGO	Soldier Field
08.25	LOS ANGELES	Los Angeles Convention Center
08.31	PUERTO RICO	Hiram Bithorn Stadium
09.22	MINNEAPOLIS	Minneapolis Convention Center
09.29	PLEASANTON	Alameda County Fairgrounds
10.06	LAS VEGAS	Sam Boyd Stadium
10.13	PHOENIX	Firebird International Raceway
12.01	HONOLULU	Blaisdell Expo Center
12.15	MIAMI	Miami Beach Convention Center

* HOT IMPORT NIGHTS * NIGHTS#IFT

For Event Features / Ticket Information / Vehicle Registration

www.HotImportNights.com

LIMITED WARRANTY

Warranty and Service Information

In the unlikely event of a problem with your product ("Product"), you may only need simple instructions to correct the problem. Please contact the THQ Inc. ("THQ") Customer Service Department at (818) 880-0456 or on the web at <http://www.thq.com> before returning the Product to a retailer. Live Customer Service Representatives are available to help you Monday through Friday 9am to 5pm PST or you can use our automated systems by phone or on the web 24 hours a day, 7 days a week. Please do not send any Product to THQ without contacting us first. Your 5 digit Product Code is 46113. Please use this code to identify your Product when contacting us.

Limited Warranty

THQ warrants to the best of THQ's ability to the original consumer purchaser of the Product that the medium on which the Product is recorded shall be free from defects in materials and workmanship for a period of ninety (90) days from the original date of purchase. The Product is sold "as is," without express or implied warranty of any kind, and THQ is not responsible for any losses or damages of any kind resulting from use of this Product. If a defect occurs during this ninety (90) day warranty period, THQ will either repair or replace, at THQ's option, the Product free of charge. In the event that the Product is no longer available, THQ may, in its sole discretion, replace the Product with a Product of comparable value. The original purchaser is entitled to this warranty only if the date of purchase is registered at point of sale or the consumer can demonstrate, to THQ's satisfaction, that the product was purchased within the last ninety (90) days.

To receive warranty service:

Notify the THQ Customer Service Department of the problem requiring warranty service by calling (818) 880-0456 or on the web at <http://www.thq.com>. If the THQ service technician is unable to solve the problem by phone or on the web via e-mail, he will authorize you to return the Product, at your risk of damage, freight and insurance prepaid by you, together with your dated sales slip or similar proof-of-purchase within the ninety (90) day warranty period to:

THQ Inc.

Customer Service Department

29903 Agoura Road
Agoura Hills, CA 91301

THQ is not responsible for unauthorized returns of Product and reserves the right to send such unauthorized returns back to customers.

This warranty shall not be applicable and shall be void if: (a) the defect in the Product has arisen through abuse, unreasonable use, mistreatment or neglect; (b) the Product is used with products not sold or licensed by Sony Computer Entertainment America or THQ (including but not limited to, non-licensed game enhancement and copier devices, adapters and power supplies); (c) the Product is used for commercial purposes (including rental); (d) the Product is modified or tampered with; (e) the Product's serial number has been altered, defaced or removed.

Repairs after Expiration of Warranty

After the ninety (90) day warranty period, defective Product may be replaced in the United States and Canada for US\$25.00. The original purchaser is entitled to the replacement of defective Product for a fee, only if proof of purchase is provided to THQ. Make checks payable to THQ Inc. and return the product along with the original proof of purchase to the address listed above.

Warranty Limitations

THIS WARRANTY IS IN LIEU OF ALL OTHER WARRANTIES AND REPRESENTATIONS. NO OTHER WARRANTIES OR REPRESENTATIONS OR CLAIMS OF ANY NATURE SHALL BE BINDING ON OR OBLIGATE THQ. ANY APPLICABLE IMPLIED WARRANTIES OR REPRESENTATIONS, INCLUDING WARRANTIES OF MERCHANTABILITY AND FITNESS FOR A PARTICULAR PURPOSE ARE HEREBY LIMITED TO NINETY (90) DAYS FROM THE DATE OF PURCHASE AND ARE SUBJECT TO THE CONDITIONS SET FORTH HEREIN. IN NO EVENT SHALL THQ BE LIABLE FOR CONSEQUENTIAL OR INCIDENTAL DAMAGES RESULTING FROM THE BREACH OF ANY EXPRESS OR IMPLIED WARRANTIES.

The provisions of this warranty are valid in the United States only. Some states do not allow limitations on how long an implied warranty lasts or exclusion of consequential or incidental damages, so the above limitations and exclusions may not apply to you. This warranty gives you specific legal rights, and you may also have other rights, which may vary, from state to state.

Warning

Copying of this Product or any of its contents or elements is illegal and is prohibited by United States and international copyright laws. Back-up or archival copies of this Product or any of its contents or elements are not authorized and are not necessary to protect your Product. United States and international copyright laws also protect this manual and other printed matter accompanying this Product. Violators will be prosecuted.