




PlayStation

NTSC U/C

PlayStation®



HARDCORE 4X4



WARNING: READ BEFORE USING YOUR PlayStation™ CONSOLE.

A very small percentage of individuals may experience epileptic seizures when exposed to certain light patterns or flashing lights. Exposure to certain patterns or backgrounds on a television screen or while playing video games, including games played on the PlayStation™ console, may induce an epileptic seizure in these individuals. Certain conditions may induce previously undetected epileptic symptoms even in persons who have no history of prior seizures or epilepsy. If you, or anyone in your family, has an epileptic condition, consult your physician prior to playing. If you experience any of the following symptoms while playing a video game – dizziness, altered vision, eye or muscle twitches, loss of awareness, disorientation, any involuntary movement, or convulsions – IMMEDIATELY discontinue use and consult your physician before resuming play.

WARNING TO OWNERS OF PROJECTION TELEVISIONS:

Do not connect your PlayStation™ console to a projection TV without first consulting the user manual for your projection TV, unless it is of the LCD type. Otherwise, it may permanently damage your TV screen.

HANDLING YOUR PlayStation™ DISC:

- This compact disc is intended for use only with the PlayStation™ console.
- Do not bend it, crush it or submerge it in liquids.
- Do not leave it in direct sunlight or near a radiator or other source of heat.
- Be sure to take an occasional rest break during extended play.
- Keep this compact disc clean. Always hold the disc by the edges and keep it in its protective case when not in use. Clean the disc with a lint-free, soft, dry cloth, wiping in straight lines from center to outer edge. Never use solvents or abrasive cleaners.

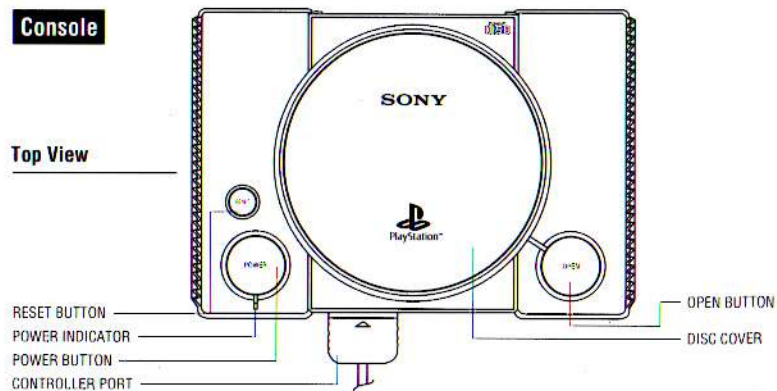
TABLE OF CONTENTS

| | | |
|------------|-----------------------------------|-----------|
| 1.0 | GETTING STARTED | 4 |
| 2.0 | OPTIONS | 5 |
| 3.0 | START MENU ITEMS | 6 |
| 4.0 | BASIC CONTROLS AND DRIVING | 12 |
| 5.0 | MID-RACE OPTIONS | 13 |
| 6.0 | DRIVING TIPS | 14 |
| 7.0 | CREDITS | 15 |
| 8.0 | WARRANTY | 17 |

START-UP INFORMATION

Console

Top View

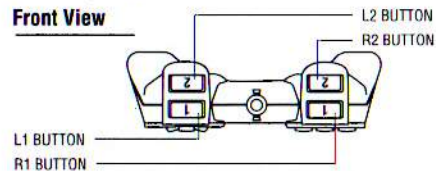


Set up your PlayStation™ console according to the instructions in its Instruction Manual. Make sure the power is off before inserting or removing a compact disc. Insert the TNN Motor Sports™ HardCore 4x4™ disc and close the Disc cover. Insert game controllers and turn on the PlayStation™ console. Follow on-screen instructions to start a game.

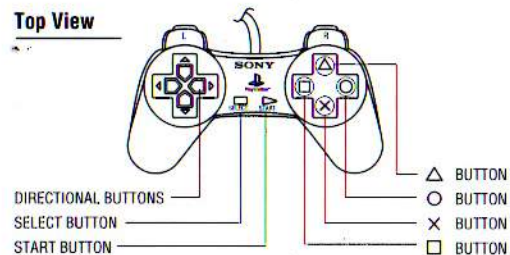
CONTROLLER DIAGRAM

Controller

Front View



Top View



1.0 GETTING STARTED

TNN Motor Sports™ HardCore 4x4™ brings real vehicle physics, four wheel independent suspension and incredible 3D graphics home to your PlayStation™. Rampage through six different courses in this hard-charging, white knuckle race to the finish.

TO BEGIN, simply place the CD into the PlayStation™, close the Disc cover and press the POWER button (RESET if the machine is already on). Using the TITLE screen, you may choose either START or OPTIONS. To choose between START and OPTIONS, simply use the Directional buttons ← → ↑ ↓ (the left side of the controller) to highlight your choice, and press the "X" button. You will then proceed to either the START menu screen, or the OPTIONS menu screen.

***WARNING:** It is advisable that you do not insert or remove peripherals or Memory cards once the power is turned on.

2.0 OPTIONS

- The OPTIONS screen allows you to configure the game in various ways: you can adjust the volume of music and sound effects, turn the commentary on and off, customize the controller setup, and adjust the feel of the steering from a "loose" feel to a very "tight" feel.
- Simply use the Directional buttons to select which function you want to access. Then use the LEFT and RIGHT Directional buttons (← →) to change the settings.
- When you are satisfied with the settings, use the Directional buttons (↑ ↓) to highlight EXIT and press the "X" button, or press the "START" button to return to the previous screen.
- These settings will remain active until they are changed or the machine is reset. The options settings are saved along with game saves.
- TNN Motor Sports™ HardCore 4x4™ is compatible with NeGcon™ and analog steering wheel peripherals.

3.0 START MENU ITEMS

Each of the following icons on the START menu allow you to set various game play features:

START RACE



Selecting this puts you into the race. The default is Single Race, Novice Class and Automatic Transmission. After making your race selections from the START menu, highlight the START RACE icon and press the "X" button.

SELECT RACE TYPE



There are three race types or modes to compete in:

Single Race

Race against 5 other trucks, one track at a time.

Championship

Race against 5 other trucks on all 6 courses. Win all 6 courses on the Extreme level and get the "hidden" truck — play another championship with the hidden truck for the fastest times! After each race, you can view your standings and save your results to the Memory card.

Time Trial

The Time Trial allows up to 8 players to compete individually for the fastest time and race up to 6 laps. You can save your Time Trial results on your Memory card.

SELECT TRUCK

Six trucks to choose from, each with different performance specs:



Fire Witch

Good on pumice and hardened lava.

Snow Spider

Excellent traction and gearing in wintery conditions.

Canyon Snake

Handles well on rock and sand.

Sand Blaster

Best traction on sandy terrains.

Shasta Cyclone

All around performance for multiple terrain environments.

Tree Killer

Great on pavement, pine needles and road kill.

SELECT TRANSMISSION

There are two types of transmissions for gear shifting:

Automatic

Gears will shift automatically.

Manual

Player must control gear shifting manually by using the R1 and/or R2 button (see controller layout).

SELECT RACE TRACK

There are six different courses, each with unique terrain properties:

Dynamite Pass

Multiple terrains in a mountain setting.

Ground Zero Gulch

There are lots of ruts and bumps in this grand canyon.

Devil's Kitchen

Kick up a dust storm as you race through blinding desert sands.

Mercurial Forest

Drive over pavement and mountain terrains.

Hades Highway

Feel the scorching heat of the volcano.

Arctic Inferno

Slip and slide through snow covered terrains.

SELECT DRIVER CLASS

Each class indicates the level of driving difficulty.

Higher driving classes are unavailable until you have won the Championship Race in your current class. Vehicle damage adversely affects vehicle handling.

Novice

In Novice mode, you race 3 laps around the selected track. Damage is set to minimum levels.

Pro

In Pro mode, you race 4 laps with normal damage.

Extreme

In Extreme mode, you race 5 laps with maximum damage.

SELECT WEATHER CONDITIONS



Choose from different weather conditions to intensify the race. Note that each type of weather condition affects each track according to its terrain type.

Good

Normal daytime conditions: all tracks.

Overcast

Cloudy conditions obscure your view: varies by track.

Severe

Rain: Ground Zero Gulch, Mercurial Forest

Snow: Arctic Inferno, Dynamite Pass

Sandstorm: Devil's Kitchen

Smoke: Hades Highway

Day/Night

Choose to race in either daylight or nighttime conditions on any track. Simply use the Directional buttons ←→ ↑↓ then press the "X" button to make your selection.

LOAD/SAVE GAME



Using your Memory Card you can save your Time Trial Race results and all of your races leading up to the Championship.

****WARNING**** DO NOT REMOVE MEMORY CARD DURING LOAD/SAVE OPERATION.

Insert the Memory card into Slot 1 (Left slot only) before turning on the console. Use the Directional buttons to select either Championship or Time Trial and press the "X" button. You will then be able to load or save Championship or Time Trial results.

For Time Trial Races, you can save your best split times from each track. The best split times will overwrite previously saved times on your Memory card.

You can only save a Championship Race from the Results Screen which appears after each race.

4.0 BASIC CONTROLS AND DRIVING

START Start/Pause game (fixed)

X Gas pedal/accelerate (configurable)*

□ Brake (configurable)

△ Change view (configurable)

*Behind vehicle, near vehicle, inside 4x4,
inside with active dashboard*

O Hand brake (configurable)

L1 Downshift (Manual Transmission)** (configurable)

L2 n/a (configurable)

R1 Shift up (Manual Transmission)** (configurable)

R2 Horn (configurable)

DIRECTIONAL BUTTONS:

→ Turn right (fixed)

← Turn left (fixed)

↑ ↓ n/a (fixed)

***Note:** By double-tapping the accelerator, you get an extra burst of speed for a limited time by using one of the 3 Nitro Power-ups. (there are 3 per track)

****Note:** In Automatic Transmission mode, you have access to 3 gears: Hi, Lo, and Reverse. By holding the Downshift button, the truck will go into Reverse. When released, it will automatically return to Hi. By holding the Shift Up button, the truck will drop into Lo gear for those tricky places that need lots of power. When released, it will return to Hi gear.

NeGcon™ and Analog Steering Wheel support:

Both of these analog controllers are supported by TNN Motor Sports™ HardCore 4x4™. Refer to the documentation provided by those peripherals for proper controller mapping. Note that when the NeGcon™ is connected, Shift Up and Downshift will be fixed to the Directional buttons ↑ ↓ and you will not be able to re-assign them.

5.0 MID-RACE OPTIONS

To pause the game, press START to bring up the PAUSE menu. From here, you can choose to return to the game by selecting CONTINUE and pressing START again. You can also choose to change sound levels and steering control. Or you can reset the game from the PAUSE menu by selecting QUIT and pressing START, then select YES and press START again. This will bring you back to the TITLE screen where you can start a new race. NO takes you back to the PAUSE menu.

6.0 DRIVING TIPS

- Be careful, the trucks can get damaged by obstacles and by other trucks.
- Since these trucks are designed to emulate real-world driving, use your natural instincts at all times.
- When climbing up steep terrains, make sure you are in low gear. As you pick up speed, shift into higher gears. On straight-aways, stay in high gear for top speed.
- If you need to turn a tight corner, use the Hand Brake. (Hint: This control is also good for radical spins!)
- Use the multiple camera views for optimal views of the race.
- Try different paths through the course. Some paths provide a faster, easier, more direct path than others, and may shave valuable seconds off your time.
- Use the Steering Wheel adjustment under the OPTIONS menu. This control adjusts the feel of the steering from LOOSE to TIGHT, with the default at a normal value. A tight setting means the trucks respond quickly to steering, while loose means there is more play in the wheel.

7.0 CREDITS

TNN Motor Sports™ HardCore 4x4™ is developed by Gremlin Interactive, Ltd. in Sheffield, England, and American Softworks Corporation in Darien, CT.

ASC GAMES

Original Concept: David Klein

Executive Producer: Scott Fentress

Testing: Dan Bell, Shamus "Big Red" Bowker, Luciano Manente, Brandon Wellman

Music: Michealangelo D'Amico

Recorded at: Chunky Studios, Tarrytown, NY

Voice-Over: Gary Lee

Packaging Design: Leslie Cullen, Spencer Media

Manual written by: Jayson Bernstein, Michael Masone, Kelly McAllen.

Special Thanks to: Jason Gomez, Steve Grossman, James North-Hearn for the "Ecclesall Adventures," Howie "Ho' Dog" Schwartz, Rennsport Communications, SCORE International, TNN Motor Sports (especially—Martin Clayton, David Hall, Paul Morris, Mark Kuchen), and all those who contributed to the making of this product.

GREMLIN INTERACTIVE, LTD.

Producer: Mark Glossop

Programming:

Steve Camber
Andy Chapman
Niall Dunne
Mick Lister

Artists:

Damon Godley
Nicholas Gomersall
Les Spink
Wai Ming Yeun

Support Programming: Steve Lovesey

Software Manager: Tim Heaton

Additional Programming: Phil Rankin

Lead Tester: Carl Bilby

Testing:

Lee Campbell
Richard Cartwright
Nicola Grice
Andrew Lee
Julia Sturman
Matt Tucket
Neil Wilson
Steve Woodward

Sound Effects Design: Neil Biggin, Darren Lambourne

8.0 WARRANTY

LIMITED WARRANTY - American Softworks Corporation (ASC Games) warrants to the original purchaser of this software product, for a period of ninety (90) days from the date of original purchase (the "Warranty period"), that under normal use, this medium on which this computer program is recorded is free from defects in materials and workmanship. This software program is sold "as is" without express or implied warranty of any kind and American Softworks is not liable for any losses or damages of any kind resulting from use of this program. This warranty is not applicable to normal wear and tear. This warranty shall not be applicable and shall be void if the defect in this software product has arisen through abuse, unreasonable use, mistreatment or neglect.

WARRANTY CLAIMS - To make a warranty claim under this limited warranty, please return the product to the point of purchase accompanied by proof of purchase, your name, your return address, and a statement of the defect, or send the disc(s) within 90 days of purchase to: American Softworks Corporation, 9 Old Kings Highway South, Suite 301, Darien, CT 06820-4518. Include a copy of the dated purchase receipt, your name, your return address, and a statement of the defect. ASC or its authorized dealer will, at our option, repair or replace the product and return it to you (postage prepaid) or issue to you a credit equal to the purchase price.

To replace defective media after the 90-day warranty period has expired, send the original disc(s) to American Softworks Corporation at the above address with a check or money order for \$15.00.

The foregoing states the purchaser's sole and exclusive remedy for any breach of warranty with respect to the software product.

LIMITATIONS - This warranty is in lieu of all other warranties and no other representations or claims of any nature shall be binding on or obligate American Softworks Corporation. Any implied warranties applicable to this software product, including warranties of merchantability and fitness for a particular purpose, are limited to the ninety (90) day period described above. In no event will American Softworks Corporation be liable for any special, incidental, or consequential damages resulting from possession, use, or malfunction of this American Softworks Corporation software product.

Some states do not allow limitations as to how long an implied warranty lasts and/or exclusions or limitations of incidental or consequential damages so the above limitations and/or exclusions of liability may not apply to you. This warranty gives you specific rights, and you may also have other rights which vary from state to state.

NOTICE - American Softworks Corporation reserves the right to make improvements in the product described in this manual at any time and without notice. This manual and the software described in this manual are copyrighted. All rights are reserved. No part of this manual or the described software may be copied, reproduced, translated, or reduced to any electronic medium or machine-readable form without the prior written consent of American Softworks Corporation, 9 Old Kings Highway South, Suite 301, Darien, CT 06820-4518, ATT: GAME MANAGEMENT

so you still want more ...

www.ascgames.com

- **Game hints and tips ... more?**
- **We'll add in free downloadable demos ... are we there yet?**
 - **How about screen savers ... do you still want more?**
- **Okay, we'll throw in contests and free giveaways ... should we stop?**
 - **If that's not enough, how about never-before-seen previews of upcoming ASC Games titles ... well?**
- **If you still want more ... we have the hottest links to all of your favorite gaming sites.**

**Consumer Product Information, call
203-655-0032**

ASC Games, 9 Old Kings Highway So., Darien, CT 06820. HardCore 4X4™ is a trademark of American Softworks Corporation. THN © and the THN © logos are registered service marks and THN Motor Sports™ is a trademark of Hospitality & Leisure Management Co., Inc. © 1994 AVC Limited Partnership. © 1996 American Softworks Corporation. THN Motor Sports™ HardCore 4X4™ is developed by Grenin Interactive. All rights reserved.

Licensed by Sony Computer Entertainment America for use with the PlayStation game console. PlayStation and the PlayStation logo are trademarks of Sony Computer Entertainment Inc. The ratings icon is a trademark of the Interactive Digital Software Association. Manufactured and printed in the U.S.A. THIS SOFTWARE IS COMPATIBLE WITH PLAYSTATION GAME CONSOLES WITH THE NTSC U/C DESIGNATION. U.S. AND FOREIGN PATENTS PENDING.

