

BACK TO ROCK THE NEW MILLENNIUM



NTSC U/C

PlayStation®



# ASTEROIDS™

ACTIVISION

# Table of Contents

Starting Up .....	2
Game Controls .....	3
Main Menu .....	5
The Story So Far .....	9
Zones .....	10
Asteroids .....	12
Power-Ups .....	13
Wildcard Weapons .....	14
Enemies .....	16
Scoring .....	18
Classic Asteroids .....	18
Credits .....	19
Customer Support .....	21
Software License Agreement .....	22

## **WARNING: READ BEFORE USING YOUR PLAYSTATION® GAME CONSOLE.**

A very small percentage of individuals may experience epileptic seizures when exposed to certain light patterns or flashing lights. Exposure to certain patterns or backgrounds on a television screen or while playing video games, including games played on the PlayStation game console, may induce an epileptic seizure in these individuals. Certain conditions may induce previously undetected epileptic symptoms even in persons who have no history of prior seizures or epilepsy. If you, or anyone in your family, has an epileptic condition, consult your physician prior to playing. If you experience any of the following symptoms while playing a video game – dizziness, altered vision, eye or muscle twitches, loss of awareness, disorientation, any involuntary movement, or convulsions – IMMEDIATELY discontinue use and consult your physician before resuming play.

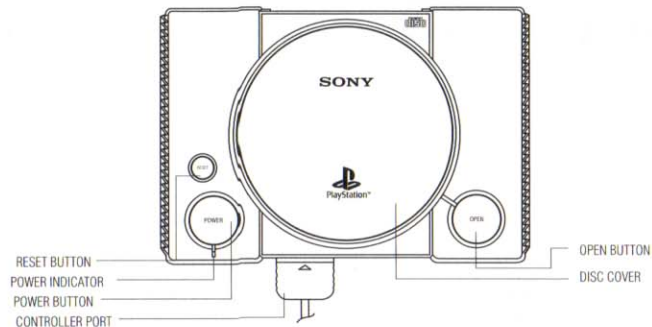
## **WARNING TO OWNERS OF PROJECTION TELEVISIONS:**

Do not connect your PlayStation game console to a projection TV without first consulting the user manual for your projection TV, unless it is of the LCD type. Otherwise, it may permanently damage your TV screen.

## **HANDLING YOUR PLAYSTATION® DISC:**

- This compact disc is intended for use only with the PlayStation® game console.
- Do not bend it, crush it or submerge it in liquids.
- Do not leave it in direct sunlight or near a radiator or other source of heat.
- Be sure to take an occasional rest break during extended play.
- Keep this compact disc clean. Always hold the disc by the edges and keep it in its protective case when not in use. Clean the disc with a lint-free, soft, dry cloth, wiping in straight lines from center to outer edge. Never use solvents or abrasive cleaners.

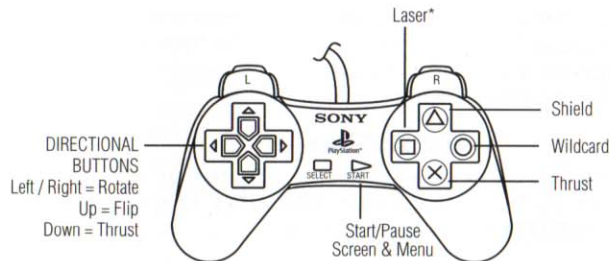
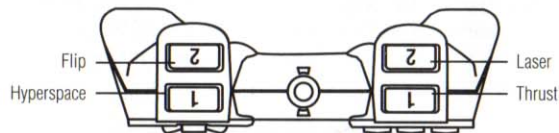
## Starting Up



- Set up your PlayStation® game console according to the instruction manual.
- Make sure the power is off before inserting or removing a compact disc.
- Insert the Asteroids disc and close the disc cover.
- Insert game controllers and turn on the PlayStation game console.
- Follow the on-screen instructions to start a game.

## Game Controls

The default controller configuration is shown here. All references to button selection in this manual will refer to the default controller configuration. You can change the controller configuration in the Options screen accessed from the Main Menu screen (see page 5).



\* To charge the laser's power, press and hold the laser button for five (5) seconds, then release the button. This results in increased firepower. Note: The Dagger does not have a charged weapon.

## Movies

When you turn on the PlayStation you will see an introductory movie, which can be interrupted by pressing the **Start** button or the X button.

## Game Menus

To select menu options, use the Directional Buttons up/down to navigate through the menu options, highlight the option you want to select, and press the X button to accept. Screens without menus will have button press options listed on the bottom of the screen.

## Game Reset

To abort a game in progress, press the **Start** button to pause the game and press the **Select** button to bring up the in-game menu. Choose **Quit** and press the X button. When prompted "Are you sure?", choose **Yes** and press the X button to quit from the game and return to the title screen. Choose **Continue** to resume play.

## Soft Reset

You can reset to the Asteroids title screen at any time during gameplay by holding down **SELECT**, then pressing and holding **START** for two seconds.

## Main Menu

Choose from the following options to begin playing Asteroids.

## Single Player

### Start a Game

When playing a single player game, there are up to three different options available:

**New Game** — Choose this option to start a new game.

**Saved Games** — Choose this option to load a saved game.

**Resume Loaded Game** — Choose this option to return to the saved game you currently have loaded.

### New Game

**Difficulty** — Choose the level of difficulty you want.

**Normal** — Experienced pilots will find this a walk in the park.

**Expert** — For veteran pilots only.

**Hardcore** — With no wildcard weapons, you better be hardcore if you want to complete these levels.

**Select a Ship** — Once you choose New Game, you will then have to select a ship to pilot. Use the Directional Buttons Left/Right to cycle through available ships.

**Dagger** — An all-purpose ship. Equal parts shields, firepower, and rotation.

**Rapier** — Increased rotation and firepower at the expense of shield duration.

**Longsword** — This ship has less rotation, but increased shields and firepower.

### Saved Games

Select this option to load a previously saved game from a memory card. You will be given the option to save your game

whenever you complete a zone (each comprised of 15 levels) or run out of ships.

In order to load a saved game, select the name of the saved game you want to play using the Directional Buttons. Once the name is highlighted, all the information about your saved game will be displayed on the screen. To load the game, press the X button. When the Load Game Yes/No query appears, select **Yes** to load your saved game. When **Game Restored** is displayed on the screen, press the X button. With **Resume Loaded Game** highlighted, press the X button again. The game will start at the beginning of the last zone that you saved.

## Multiplayer Game

### Start a Game

Once you choose a multiplayer game, each player must then choose a ship to pilot. Note: You will need both controllers plugged in to play a multiplayer game.

**Select a Ship** — Use the Directional Buttons Left/Right to cycle through available ships. Press the X button to choose a ship. Once both players have selected a ship, the game will begin.

## Options Menu

### Player 1 / Player 2 Controls

Choose Player 1 and Player 2 controller configurations by pressing **Left/Right** on the Directional Buttons to select from several pre-set configurations.

**Analog Controller** — Asteroids supports analog controllers. To calibrate an analog controller, follow these steps:

- Select **Player 1 / Player 2 Controls** from the **Options** menu. If your controller has an Analog/Digital switch, it must be set to Analog in order to work properly.
- If an analog controller is detected, you have the option of calibrating the controller by using the Up/Down on the Directional Buttons to select Calibrate Controller. Press the X button to begin calibration.
- Follow the on-screen instructions to calibrate the controller.

**Dual Shock™ Controller** — Asteroids supports the Dual Shock™ Controller. The Dual Shock™ Controller has auto-calibration and a vibration mechanism. You may disengage vibration by following these steps:

- Select **Player 1 / Player 2 Controls** from the **Options** screen.
- If the Dual Shock™ is detected, you have the option of turning the vibration on or off by pressing Up/Down on the Directional Buttons to highlight Vibration On/Off.
- Press Left/Right on the Directional Buttons to toggle the vibration On/Off.

### Customized Setup

- Select **Player 1 / Player 2 Controls** from the options screen.

- Press **Left/Right** on the Directional Buttons to choose Customized Setup.
- Press **Up/Down** on the Directional Buttons until a controller button function begins to blink.
- Press **Left/Right** on the Directional Buttons to change the function of the button.
- Press **Up/Down** on the Directional Buttons to modify a different controller button.
- Once you have configured your controller, press the X button.
- Press the X button once again to accept your configuration.

### **Music Volume**

Use the Left/Right Directional Buttons to change the music volume.

### **Sound FX Volume**

Use the Left/Right Directional Buttons to change the sound FX volume.

### **Center Screen**

Use the Directional Buttons to center the screen. Press X to confirm your view or  $\Delta$  to cancel your screen alterations.

### **Credits**

See all the people behind the scenes.

## **The Story So Far...**

The galaxy is filled with valuable commodities. If a company wants to keep their business up-to-date, they must compete on the ground and in the heavens. Interstellar mining has made people rich overnight. Seizing this great opportunity, the biggest mining corporations merged into a single mega-corporation, the Astro-Mining Corporation. More and more, surveyors have discovered the most valuable deposits deep within dangerous asteroid fields. In order to make the big money, the corporation hires pilots to blast asteroids to a reasonable size, then sends in their massive mining machines to capture valuable minerals in the quadrant. The corporation's efforts in space support entire off-world societies. The rule is simple: Make the company rich, and it makes you rich in return.

The bulk of the Astro-Mining Corporation contracts are from the military, which explains why mining has become such a dangerous, yet lucrative occupation. The corporation realized that not only could it mine for valuable ores, but it also could provide a clearance service for debris-infested areas of space. Since the military has been engaging in wars against hostile extraterrestrials, they have needed an efficient way to clear interstellar highways of any potential hazards. . . such as asteroids. One small asteroid can have a devastating effect on everything from a transport to a battle cruiser, particularly since these craft normally travel at half the speed of light. An entire asteroid field is a deadly obstacle, indeed.

Talented pilots from all over the planet are being recruited by Astro-Mining to clear areas of space for equipment to be moved in and to provide safe passage for military and civilian life. These pilots must be talented dogfighters who can dodge and weave among the constant threats found within an asteroid belt. In addition, they must be skilled shooters who can pulverize asteroids into dust with a well-aimed shot and can fight fiercely against any enemies they might encounter.

You have been selected. Good luck.

## Zones

There are five different zones that you will encounter in Asteroids. Each zone is comprised of fifteen levels that you must complete.

Zone 1: Sigma Delta – Clear the area of all asteroids. Beware of any alien craft.

**Hint:** Destroy all the broken pieces of the crystal asteroids before they grow into new, full-size crystals!

Zone 2: Black Hole – Destroy all foreign material floating in the zone in order to provide safe passage for cargo ships. Avoid staying in the center of the black hole for too long, or you may be lost forever!

**Hint:** Keep in mind that you can safely pass over the black hole's core and fly near its center. Just do not stay in its eye for too long or you will pay the price for your actions.

Zone 3: Sun – The Poseidon Corporation wants you to clear the area so they can make a vacation spot here. Avoid the solar flare explosions at all costs.

**Hint:** When attacking the ancient crystal asteroids, be sure you give yourself enough room to avoid their reflected energy bursts.

Zone 4: Worm Zone – The military has sent you to clear this zone of debris, however they failed to mention that it is a breeding ground for alien space worms. Annihilate all opposition and destroy all alien eggs in the area.

**Hint:** Beware the alien queen! She cannot be killed, so be sure you are continually moving to avoid her crushing your vessel.

Zone 5: Save the Earth – The aliens have launched a counter-assault on earth. Prevent any asteroids from hitting the earth. If the planet takes too much damage, life will cease to exist... including your own!

**Hint:** Try to stay just above earth in order to have a clear shot at all incoming asteroids. If you stray too far into space, it will be harder to protect the planet from the barrage of rocks hurtling toward it.

## Asteroids



**Classic Asteroid** — These are floating volcanic space rocks.



**Mined Asteroid** — These asteroids are surrounded by cages that are embedded with high-explosives. If fired upon, they will explode in a massive blast of destructive force.



**Space Debris** — There is a wide assortment of junk floating in space. The debris consists of huge ripped-open chunks of ships, satellites, and other space objects that clutter many transportation routes.



**Indestructible Asteroid** — No weapon can damage these impervious asteroids. However, with enough shots, a pilot can change the direction of this hazardous debris.



**Fireball Comets** — These flaming comets move fast!



**Crystal Asteroid** — These crystal blue asteroids are actually bizarre extraterrestrial organisms found throughout the galaxies. Warning: When shattered, the shards of the creature grow into full-size crystals if they are not quickly dispatched.



**Alien Egg Asteroid** — The alien egg asteroids are dense egg packs that hold baby space worms. Destroying one of these eggs releases the deadly offspring from their shell, allowing them to directly attack your ship's hull. . . unless you can eliminate them first.



**Ancient Energy Asteroid** — It comes from the most ancient of times. These orange crystal asteroids are composed of the energy that fueled the Big Bang. If you attack these asteroids, they will absorb your laser's energy, and send it right back at you in a powerful blast.

## Power-Ups

Power-ups are objects found in space that bestow various benefits to the pilot's ship.



**Shield** — (Light Blue Power-Up) This power-up will instantly recharge your shield.



**Free Ship** — (Yellow Power-Up) This power-up gives you an extra ship.



**Bonus Point** — (Green Power-Up) This power-up will give you extra points.



## Wildcard Weapons

These are powerful weapons that can be found floating around in the darkest recesses of space.



### GunSat — (Green Power-Up)

The GunSat activates a rotating satellite that spins around the ship. The satellite will automatically fire a shot at the closest enemy as it spins. If an object impacts with the GunSat, it will be destroyed, but your ship will be safe.



### Mines — (Red Power-Up)

When a mine is fired, it is ejected from the rear of the ship. The mine is armed and will explode upon impact with an object, causing significant damage to anything caught in its blast.



### Armageddon — (Purple Power-Up)

When this attack is activated your ship will start to spin. During this rapid spinning motion, the laser will fire continuously. Any ships or asteroids in range will be destroyed or take damage. \*



### Homing Missiles — (Light Blue Power-Up)

When fired, these plasma missiles lock onto the closest enemy object within its current flight path. If the enemy changes direction, the missile will adjust its angle of attack to compensate.



### Plasma Drill — (Light Blue Power-Up)

This powerful laser can cause major destruction.



### Trigger Bombs — (Dark Blue Power-Up)

The Trigger Bomb is aimed and fired at an enemy by pressing and holding the **wildcard** button. As long as the button is held, the Trigger Bomb will continue to travel in the direction launched. When the button is released, the bomb will explode. The bomb will be triggered early if impact occurs with another object.



### Laser — (Light Blue Power-Up)

This weapon fires a beam that cuts through almost anything.



### Ramming Shield — (Red Power-Up)

When the Ramming Shield is activated you have a few seconds to ram your ship into an enemy or asteroid, causing massive damage. \*



### Robo Wall — (Light Blue Power-Up)

This power-up creates a stationary barrier that adjusts itself to the orientation of your ship.



### Missile Armageddon — (Purple Power-Up)

A bigger, badder 360 degree spin weapon. Once spinning, the ship will fire a barrage of plasma missiles.

\* Be warned, though. The tremendous drain on your systems will render your laser momentarily inactive (in order to recharge).



**Smartbomb** — (Dark Blue Power-Up)  
Tremendous damage.



**Wide Shot** — (Green Power-Up)  
This Wildcard weapon allows you to shoot three photons at once.



**Plasma Sword** — (Red Power-Up)  
The Plasma Sword leaves a deadly trail of liquid plasma death. Use it to destroy objects approaching from behind you.

## Enemies



**Standard Saucer** — This round saucer-style ship fires small bolts.



**Asteroid Tug** — The Asteroid Tug has the annoying habit of capturing asteroids and protecting them from your attacks. Shoot the tug in order to free the asteroids.



This heavily armored tug has a high shield capacity which powers down when it captures an asteroid.\*



**Crystal Ice Ship** — This crystal ship fires cold plasma bolts. The plasma bolts are slow-moving and if they hit your ship, you will be unable to move for a few precious seconds.

\*The tug can only be destroyed once its shields are down.



**Fuel Transports** — These transports have a laser support system to protect their valuable cargo. The armor of these ships combined with their firepower make them one tough enemy.



**Hex** — When hit, the Hex will break into two Battle Stations. When either Battle Station is hit, it will break into Squad Fighters.



**Living Turret Cruiser** — One wrong move and you are space dust.



**Super Saucer** — The Super Saucer is smaller, yet more powerful than the standard saucer. It has a better weapon tracking system than its larger predecessor, so be careful.



**Repulsor Beam** — These ships have a repulsor beam that can push you in a random direction.



**Nuke Drivers** — These are old ships using a unique type of nuclear power. Because of this, they leave an exhaust trail that is pulsing with deadly energy. These trails will linger for a while after the Driver has moved on. Avoid their exhaust!



**Vulturoids** — These ships avoid direct confrontations. If you fly towards them, they will fly away.



**Regenerator** — A bladed ship that regenerates. Deadly.



**Kamikaze** — Controlled by a "hive-mind," these vehicles make high-speed suicide runs at your ship.

## Scoring

Your score is shown at the top of the in-game screen.

## Classic Asteroids

Somewhere within the game, the classic version of Asteroids, from 1979, is hidden. In order to unlock it, you will need to be very observant while playing the updated version of the game. Beware of any out-of-place debris you may see floating in space...



## Credits

### Publisher

Activision, Inc.

### Produced by

Seth Gerson

### Produced by

Dominic Wood  
Syrax Developments, Ltd.

### Lead Design

Mike Latham  
Boat Drinks, LLC.  
Seth Gerson

### Associate Producer

Brian Clarke

### Developer

Syrax Developments, Ltd.

### Lead Programmer

Mark Gordon

### Programmers

Phong Ly  
Alex Darby  
Steve Pearce  
Tom Pinnock  
Rob Brooks

### White Dwarf Editor

Alex Darby

### Lead Level Layout

Derek Poon

### Lead Artist

Mark Knowles

### Artists

Jon Green  
Phil Williams

Colin Robinson  
Mathew Bell  
Steve Green

### Cutscenes

Steve Green

### Artistic Consultation

Larry Paolicelli

### Design Assistance

Scott Pease

## Music and Sound Effects

### Associate Producer

Jay Halderman

### Sound Programmer

Gary Jesdanun

### Sound Effects

Bill Black  
Big Fat Kitty Productions

### Music

David Logan  
David Logan Music

## Classic Asteroids Programming

LTI

Michael Livesay  
Daniel Zahn  
Jason Maynard

### Boss Programming

Sandy Burusco

## Activision

### Senior VP of Studio

Alan Gershenfeld

### VP Console Division

Steve Crane

### Director of Console Marketing

Mark Metis

### Product Manager

William Kassoy

### Marketing Associate

Serene Chan

### Senior Publicist

Julia Roether

### Designer

Erik Jensen

### Copywriter

Veronica Milito

### Creative Director

Ron Gould

### Documentation Manager

Mike Rivera

### Documentation Layout

Sylvia Orzel

## Activision Quality Assurance

### Senior Project Lead

Marilena Morini

### Project Lead

Todd Q. Jefferson

## Testers

Daniel Hagerty

Ronald Weibel

Jay Franke

Mike Flynn

Bruce Campbell

Aaron Casillas

Kip Stolberg

Mohammed Wright

Eric Koch

Damien Fischer

Edward Murphy

Chris Galvin

Darren Harper

Clay Retzer

Ilya Tchak

Robert Hamiter

Hector Guerrero

## Special Thanks

Michael Schwartz

Brian Bright

Chris Hepburn

Kenny Ramirez

Matt Stubbs

Jean Powell

David Silverman

George Rose

Thaine Lyman

James Thompson

Barry Plaga

Ralph Votrian

Scott Lahman

Murali Tegulapalle

Dave Stohl

Bryant Bustamante

Salvador Fernandez

Belinda Van Sickle

## Localizations

### Localization Supervisor

Nathalie Dove

Cedric Saint-Julien

### International Publishing

#### Coordinator

Heather Maxwell

### Creative Services

Lucy Morgan

Jackie Whale

### UK Product Manager

Michele Marchand

### German Translation

Klaus Müller

Effective Media GmbH

### German Speech Recording

M & S Music

# Customer Support

## Online Services with Activision Forums, E-Mail and File Library Support

- **Internet:** support@activision.com or <http://www.activision.com>

## Other Contact Methods

### Fax

(310) 255-2151, 24 hours a day

### Mail

Activision, Customer Support, P.O. Box 67713, Los Angeles, CA 90067

### Phone

Call our 24-hour voice-mail system for answers to our most frequently asked questions at (310) 255-2050. Or contact a customer service representative at the same number between the hours of 9:00 a.m. and 5:00 p.m (Pacific Time) Monday through Friday, except holidays.

### Proof of Purchase

ISBN 0-87321-252-5



### For Hints and Tips on Activision Games Call:

**1 (900) 680-HINT\* U.S. (99¢ per minute)**

**1 (900) 451-4849\* Canada  
(\$1.49 per minute)**

\*Must be 18 years or older and have a touch tone phone.  
Prices subject to change without notice.

### SOFTWARE LICENSE AGREEMENT

**IMPORTANT - READ CAREFULLY:** USE OF THIS PROGRAM IS SUBJECT TO THE SOFTWARE LICENSE TERMS SET FORTH BELOW. "PROGRAM" INCLUDES THE SOFTWARE INCLUDED WITH THIS AGREEMENT, THE ASSOCIATED MEDIA, ANY PRINTED MATERIALS, AND ANY ON-LINE OR ELECTRONIC DOCUMENTATION, AND ANY AND ALL COPIES AND DERIVATIVE WORKS OF SUCH SOFTWARE AND MATERIALS. BY OPENING THIS PACKAGE, AND/OR USING THE PROGRAM, YOU ACCEPT THE TERMS OF THIS LICENSE WITH ACTIVISION, INC. ("ACTIVISION").

**LIMITED USE LICENSE.** Activision grants you the non-exclusive, non-transferable, limited right and license to use one copy of this Program solely and exclusively for your personal use. All rights not specifically granted under this Agreement are reserved by Activision. This Program is licensed, not sold. Your license confers no title or ownership in this Program and should not be construed as a sale of any rights in this Program.

**OWNERSHIP.** All title, ownership rights and intellectual property rights in and to this Program and any and all copies thereof (including but not limited to any titles, computer code, themes, objects, characters, character names, stories, dialog, catch phrases, locations, concepts, artwork, animation, sounds, musical compositions, audio-visual effects, methods of operation, moral rights, and any related documentation, incorporated into this Program) are owned by Activision or its licensors. This Program is protected by the copyright laws of the United States, international copyright treaties and conventions and other laws. This Program contains certain licensed materials and Activision's licensors may protect their rights in the event of any violation of this Agreement.

#### YOU SHALL NOT:

- Exploit this Program or any of its parts commercially, including but not limited to use at a cyber cafe, computer gaming center or any other location-based site. Activision may offer a separate Site License Agreement to permit you to make this Program available for commercial use; see the contact information below.
- Sell, rent, lease, license, distribute or otherwise transfer this Program, or any copies of this Program, without the express prior written consent of Activision.
- Reverse engineer, derive source code, modify, decompile, disassemble, or create derivative works of this Program, in whole or in part.
- Remove, disable or circumvent any proprietary notices or labels contained on or within the Program.
- Export or re-export this Program or any copy or adaptation in violation of any applicable laws or regulations. By using this Program you are warranting that you are not a "foreign person," as defined by U.S. government regulations, or under the control of a foreign person.

**LIMITED WARRANTY.** Activision warrants to the original consumer purchaser of this Program that the recording medium on which the Program is recorded will be free from defects in material and workmanship for 90 days from the date of purchase. If the recording medium is found defective within 90 days of original purchase, Activision agrees to replace, free of charge, any product discovered to be defective within such period upon its receipt of the Product, postage paid, with proof of the date of purchase, as long as the Program is still being manufactured by Activision. In the event that the Program is no longer available, Activision retains the right to substitute a similar program of equal or greater value. This warranty is limited to the recording medium containing the Program as originally provided

by Activision and is not applicable to normal wear and tear. This warranty shall not be applicable and shall be void if the defect has arisen through abuse, mistreatment, or neglect. Any implied warranties prescribed by statute are expressly limited to the 90-day period described above.

EXCEPT AS SET FORTH ABOVE, THIS WARRANTY IS IN LIEU OF ALL OTHER WARRANTIES, WHETHER ORAL OR WRITTEN, EXPRESS OR IMPLIED, INCLUDING ANY WARRANTY OF MERCHANTABILITY, FITNESS FOR A PARTICULAR PURPOSE OR NON-INFRINGEMENT, AND NO OTHER REPRESENTATIONS OR CLAIMS OF ANY KIND SHALL BE BINDING ON OR OBLIGATE ACTIVISION.

When returning the Program for warranty replacement please send the original product disks only in protective packaging and include: (1) a photocopy of your dated sales receipt; (2) your name and return address typed or clearly printed; (3) a brief note describing the defect, the problem(s) you are encountered and the system on which you are running the Program; (4) if you are returning the Program after the 90-day warranty period, but within one year after the date of purchase, please include check or money order for \$15 U.S. currency per CD or floppy disk replacement. Note: Certified mail recommended.

In the U.S. send to: Warranty Replacements, Activision, Inc., P.O. Box 67713, Los Angeles, California 90067

**LIMITATION ON DAMAGES.** IN NO EVENT WILL ACTIVISION BE LIABLE FOR SPECIAL, INCIDENTAL OR CONSEQUENTIAL DAMAGES RESULTING FROM POSSESSION, USE OR MALFUNCTION OF THE PROGRAM, INCLUDING DAMAGES TO PROPERTY, LOSS OF GOODWILL, COMPUTER FAILURE OR MALFUNCTION AND, TO THE EXTENT PERMITTED BY LAW, DAMAGES FOR PERSONAL INJURIES, EVEN IF ACTIVISION HAS BEEN ADVISED OF THE POSSIBILITY OF SUCH DAMAGES. ACTIVISION'S LIABILITY SHALL NOT EXCEED THE ACTUAL PRICE PAID FOR THE LICENSE TO USE THIS PROGRAM. SOME STATES/COUNTRIES DO NOT ALLOW LIMITATIONS ON HOW LONG AN IMPLIED WARRANTY LASTS AND/OR THE EXCLUSION OR LIMITATION OF INCIDENTAL OR CONSEQUENTIAL DAMAGES, SO THE ABOVE LIMITATIONS AND/OR EXCLUSION OR LIMITATION OF LIABILITY MAY NOT APPLY TO YOU. THIS WARRANTY GIVES YOU SPECIFIC LEGAL RIGHTS, AND YOU MAY HAVE OTHER RIGHTS WHICH VARY FROM JURISDICTION TO JURISDICTION.

**TERMINATION.** Without prejudice to any other rights of Activision, this Agreement will terminate automatically if you fail to comply with its terms and conditions. In such event, you must destroy all copies of this Program and all of its component parts.

**U.S. GOVERNMENT RESTRICTED RIGHTS.** The Program and documentation have been developed entirely at private expense and are provided as "Commercial Computer Software" or "restricted computer software." Use, duplication or disclosure by the U.S. Government or a U.S. Government subcontractor is subject to the restrictions set forth in subparagraph (c)(1)(ii) of the Rights in Technical Data and Computer Software clauses in DFARS 252.227-7013 or as set forth in subparagraph (c)(1) and (2) of the Commercial Computer Software Restricted Rights clauses at FAR 52.227-19, as applicable. The Contractor/Manufacturer is Activision, Inc., 3100 Ocean Park Boulevard, Santa Monica, California 90405.


**INJUNCTION.** Because Activision would be irreparably damaged if the terms of this Agreement were not specifically enforced, you agree that Activision shall be entitled, without bond, other security or proof of damages, to appropriate equitable remedies with respect to breaches of this Agreement, in addition to such other remedies as Activision may otherwise have under applicable laws.

**INDEMNITY.** You agree to indemnify, defend and hold Activision, its partners, affiliates, contractors, officers, directors, employees and agents harmless from all damages, losses and expenses arising directly or indirectly from your acts and omissions to act in using the Product pursuant to the terms of this Agreement


**MISCELLANEOUS.** This Agreement represents the complete agreement concerning this license between the parties and supersedes all prior agreements and representations between them. It may be amended only by a writing executed by both parties. If any provision of this Agreement is held to be unenforceable for any reason, such provision shall be reformed only to the extent necessary to make it enforceable and the remaining provisions of this Agreement shall not be affected. This Agreement shall be construed under California law as such law is applied to agreements between California residents entered into and to be performed within California, except as governed by federal law and you consent to the exclusive jurisdiction of the state and federal courts in Los Angeles, California.

If you have any questions concerning this license, you may contact Activision at 3100 Ocean Park Boulevard, Santa Monica, California 90405, (310) 255-2000, Attn. Business and Legal Affairs, legal@activision.com.

# Notes



**Classic '80s Action.  
Sleek '90s Design.**



**A**t about a buck a game, this baby's fully loaded with 30 of your all-time video game favorites! In the first and largest arcade collection of its kind, Activision Classic Games gives you all the game-play of the original Atari 2600 games, now for your PlayStation® game console. With classics like **Pitfall!**, **River Raid** and **Kaboom!**, you'll be reliving the good old