


EA SPORTS
P R E S E N T S



M L B P A

BASEBALL

MAJOR LEAGUE BASEBALL
PLAYERS



© 1994 EA

FROM THE
DESIGNERS OF
**MADDEN
FOOTBALL**

AtariGuide

WARNING: READ BEFORE USING YOUR SEGA VIDEO GAME SYSTEM.

A very small percentage of individuals may experience epileptic seizures when exposed to certain light patterns or flashing lights. Exposure to certain patterns or backgrounds on a television screen or while playing video games may induce an epileptic seizure in these individuals. Certain conditions may induce previously undetected epileptic symptoms even in persons who have no history of prior seizures or epilepsy. If you, or anyone in your family, has an epileptic condition, consult your physician prior to playing. If you experience any of the following symptoms while playing a video game—dizziness, altered vision, eye or muscle twitches, loss of awareness, disorientation, any involuntary movement, or convulsions—**IMMEDIATELY** discontinue use and consult your physician before resuming play.

WARNING**To Owners of Projection Televisions!**

Still pictures or images may cause permanent picture-tube damage or mark the phosphor of the CRT (television screen). Avoid repeated or extended use of video games on large-screen projection televisions.

Table Of Contents

STARTING THE GAME	2
COMMAND SUMMARY	2
GAME SELECT	5
ONE GAME	5
LEAGUE PLAYOFF	7
THE SERIES	8
FULL SEASON	9
RESTORE SEASON	11
TEAM SELECTION	12
THE ROSTER	13
USER CONTROL ROSTER	16
THE FIELD OF PLAY	18
PAUSING THE GAME	20
OPTIONS	20
RETURN TO GAME	21
ROSTER	21
INSTANT REPLAY	21
DEFENSIVE POSITIONING	22
OTHER SCORES TODAY	23
LEAGUE STANDINGS	23
SEASON SCHEDULE	23
USER CONTROL ROSTER	24
PITCHING	24
FIELDING	25
BATTING	27
BASE RUNNING	28
TEAM ROSTERS AND PLAYER RATINGS	29

Starting the Game

1. Turn OFF the power switch on your Sega™ Genesis™. **Never insert or remove a game cartridge when the power is on.**
2. Make sure a Controller is plugged into the port labeled Control 1 on the Genesis Console.
3. Insert the game cartridge into the slot on the Genesis. To lock the cartridge in place, press firmly.
4. Turn ON the power switch.

The Electronic Arts® logo appears (if you don't see it, begin again at step 1)

Command Summary

PITCHING

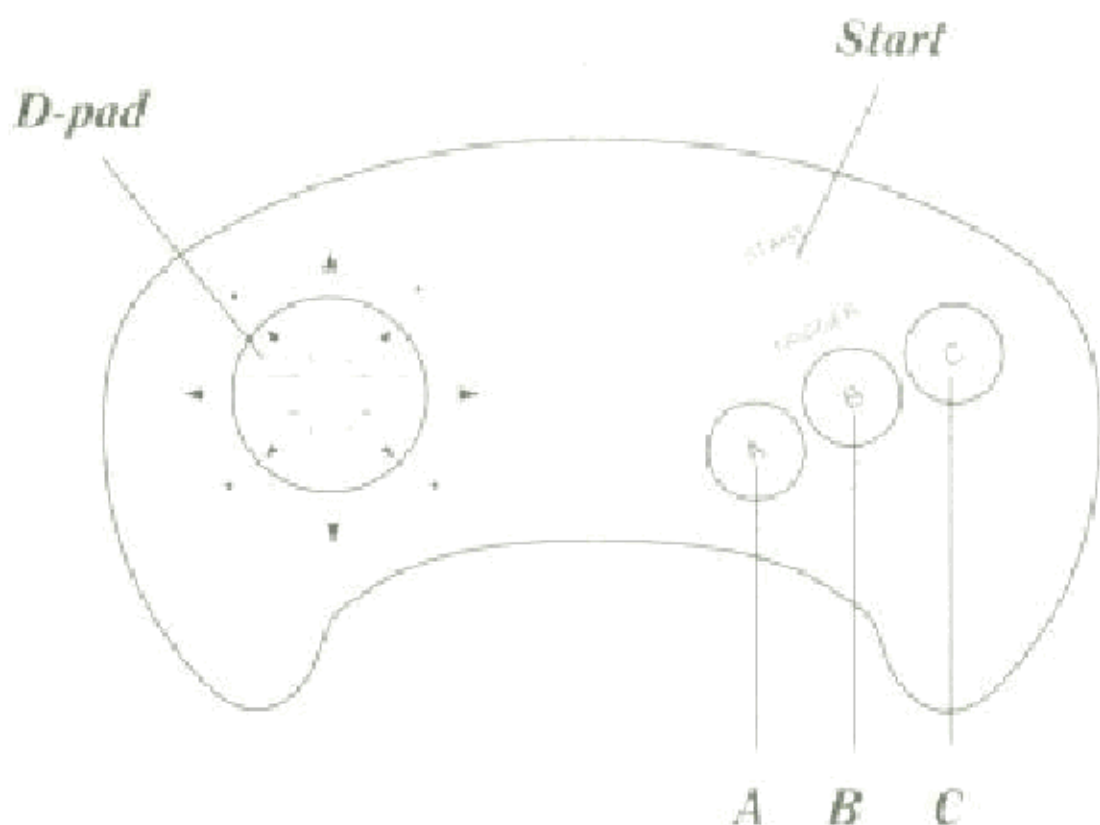
Position Pitcher
Throw Pitch

D-Pad **left/right**
C (see Pitch Types)

Pitch Types

Fast Ball
Sinker
Curve to Left
Curve to Right

C + D-Pad down
C + D-Pad up
C + D-Pad left
C + D-Pad right



Pick-Off Play

Throw to First

Throw to Second

Throw to Third

B + D-Pad right

B + D-Pad up

B + D-Pad left

FIELDING

Catching the Ball

Position Fielder

Diving Catch

Jumping Catch

D-Pad in any direction

C + D-Pad in any direction

C

Throwing to a Base

First Base

C + D-Pad right



Second Base	C + D-Pad up
Third Base	C + D-Pad left
Home Plate	C + D-Pad down

Run to a Base (Run Down)

First Base	B + D-Pad right
Second Base	B + D-Pad up
Third Base	B + D-Pad left
Home Plate	B + D-Pad down

Changing Fielder Control

Gain control of fielder nearest the ball	B
--	----------

BATTING

Position Batter	D-Pad in any direction
Full Swing	C (press and hold)
Check Swing	C (tap)
Bunt	A (press and hold)

BASE RUNNING

Run Toward a Base

Second Base	B + D-Pad up
Third Base	B + D-Pad left
Home Plate	B + D-Pad down

Run Back (Return to Previous Base)

First Base	C + D-Pad right
Second Base	C + D-Pad up
Third Base	C + D-Pad left

Game Select

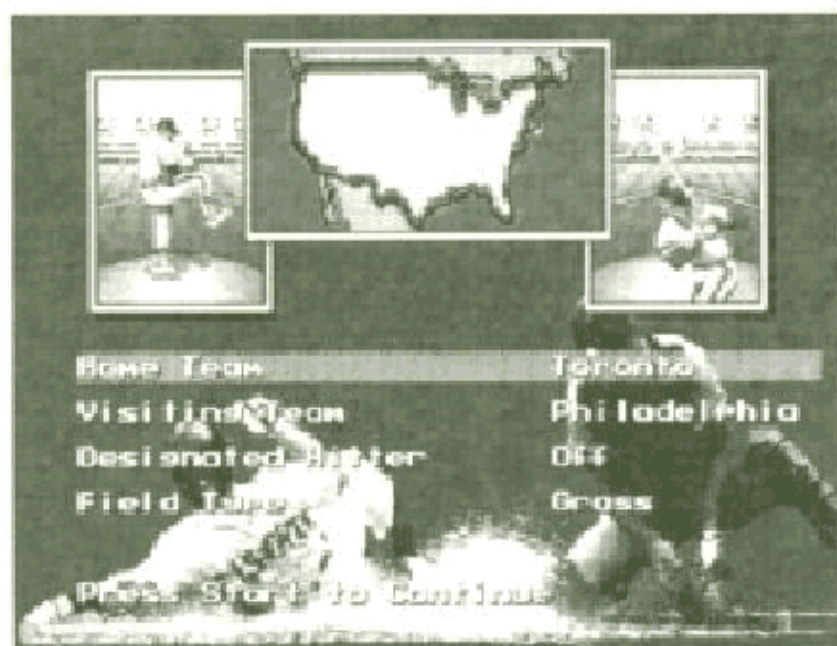
At the Game Select screen, you can choose one of four game modes: One Game, League Playoff, The Series, and Full Season. You can also restore a season in progress.



- To select a game mode, D-Pad **up/down** to move the baseball icon to the desired mode and press **START**.

ONE GAME

Select **ONE GAME** to play a single game between two teams. You can choose any two teams, regardless of league or division.



To choose game options:

1. From the One Game Setup screen, D-Pad **up/down** to highlight an option.
2. D-Pad **left/right** to cycle through choices.
3. Press **START** to accept and play ball. The Team Selection screen appears.

Home Team: Select the desired home team.

Visiting Team: Select the desired visiting team.

Designated Hitter: When this option is ON a designated hitter replaces your pitcher in the batting order.

Field Type: Select between Grass and Turf field surfaces.

LEAGUE PLAYOFF

Play the best-of-7-games League Playoff series for both the A-League and the N-League. Winners of the League Playoffs go on to The Series.

- To proceed with the default divisional champions, press **START**. The Playoff Schedule appears.

To choose your own playoff teams:

1. From the League Playoff Setup screen, D-Pad **up/down** to highlight a division.
2. D-Pad **left/right** to scroll through the teams.
3. When the desired teams are selected, press **START**. The Playoff Schedule appears.

To play a League Playoff game:

1. From the Playoff Schedule, D-Pad **left/right** to highlight a game.
2. Press **C** to mark the game; a baseball icon appears next to it. Press **C** again to unmark the game, if you decide not to play it.
3. Press **START**. A text box appears indicating all games will be played up to the selected game.
4. Press **A** to accept. The games are simulated and the Team Select screen appears for your game.

THE SERIES

This option lets you bypass an entire season and advance straight to the big show—The Series! Play the best-of-7-games championship series between the A-League and N-League pennant winners.

- To proceed with the default league champions, press **START**. The Series Schedule appears.

To choose your own series teams:

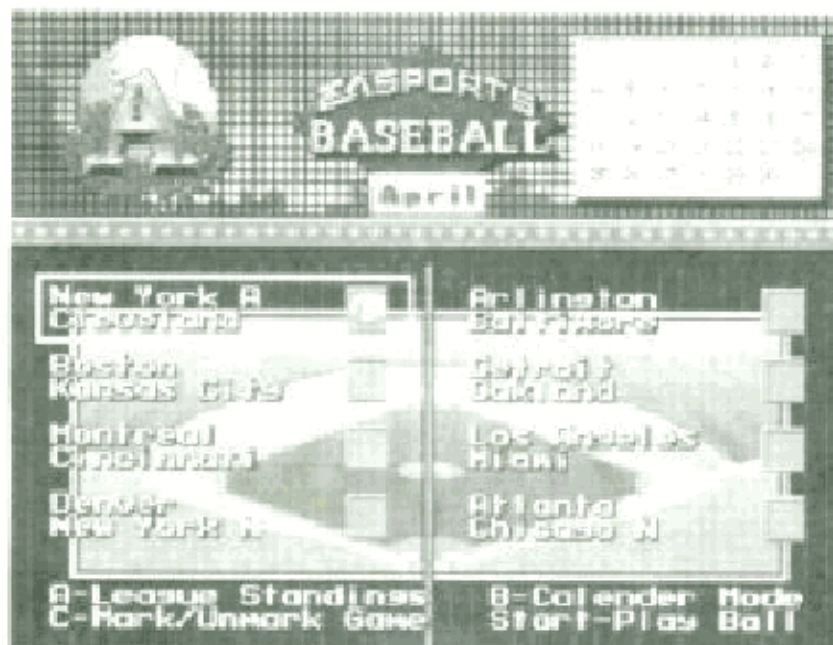
1. From the Series Setup screen, D-Pad **up/down** to highlight a league.
2. D-Pad **left/right** to scroll through the teams.
3. When the desired teams are selected, press **START**. The Series Schedule appears.

To play a game in The Series:

1. From the Series Schedule, press **C** to mark the game; a baseball icon appears next to it. Press **C** again to unmark the game, if you decide not to play it.
2. Press **START**. A text box appears indicating all games will be played up to the selected game.
3. Press **A** to accept. The games are simulated and the Team Select screen appears for your game.

FULL SEASON

Full Season sets up an MLBPA Baseball season complete with post-season play for divisional and league champions.



To play a single game on a game day:

1. From the Season Schedule, D-Pad in any direction to highlight the desired game.
2. Press **C** to mark the game; a baseball icon appears next to it. Press **C** again to unmark the game, if you decide not to play it.
3. Press **START**. A text box appears indicating all games will be played up to the selected game.
4. Press **A** to accept. The games are simulated and the Team Select screen appears for your game.



To play multiple games on a game day:

1. From the Season Schedule, D-Pad in any direction to highlight the desired games.
2. Press **C** to mark each game. Press **C** again to unmark games you decide not to play.
3. Press **START**. A text box appears indicating all games will be played up to the selected game.
4. Press **A** to accept. The games are simulated and the Team Select screen appears for your first game.

Simulating Games

If you'd rather not play every game of a series or season, you can have them simulated up to the next game you wish to play. Simulated games generate final scores and new league standings.

To play to a selected game:

1. From the Schedule, D-Pad in any direction to highlight the next game you wish to play; a baseball icon appears next to it. Press **C** to mark it.
2. Press **START**. A text box appears indicating all games will be played up to the selected game.
3. Press **A** to accept. The games are simulated and the Team Select screen appears for the marked game.

To play to a selected date:

1. From the Schedule, press **B** to select Calendar mode. The current date flashes.
2. D-Pad **right** to advance the date to the next day on which you wish to play a game.
3. Press **B** to select Games mode.
4. D-Pad in any direction to highlight the next game you wish to play. Press **C** to mark it.
5. Press **START**. A text box appears indicating all games will be played up to the selected game.
6. Press **A** to accept. The games are simulated and the Team Select screen appears for the marked game.

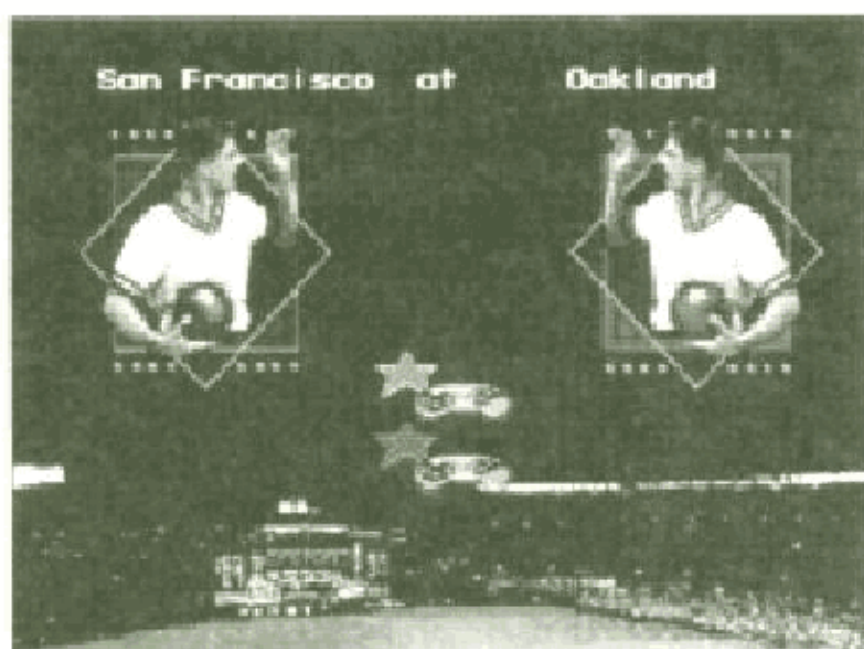
RESTORE SEASON

MLBPA Baseball features a battery back-up to save your season in progress, final scores, and league standings after every game. Incomplete games are not saved, so make sure the final score has been posted before turning OFF your Genesis.

To return to a season in progress, select RESTORE SEASON from the Game Select screen; you are returned to the Season Schedule. Final scores appear for the last game day played.

Team Selection

After you have selected a Game mode and options, the Team Select screen appears. Up to four people can play MLBPA Baseball at a time, choose which team each human player controls from this screen.



An icon with a color coded star corresponding to each controller plugged in appears in the middle of the screen. If an icon does not appear for one of your controllers, check to make sure the controller is securely connected.

- Player 1 - Yellow
- Player 2 - Blue
- Player 3 - Red
- Player 4 - Orange

To select teams:

1. From the Team Select screen, each human player must D-Pad **left/right** to place their controller icon under the desired team's name.
2. When each player has chosen a team, press **START**. The Roster appears.

NOTE: Controllers do not function during the game unless they are designated to a team.

The Roster

Use the Roster screen to check your starting players' stats, rearrange your batting order, reassign players on the field, and send players from the bench into the game.

Stats Bar

Atlanta	B	AVG	HR	SB
01 vs Nixon	L	.269	10	47

Field Assignments

Nixon

Stanton
Blauzer
Gant
Cangelero
Berrish
Lemke
Haddux

Outfield
Infield
Pitcher

Batting Order

CF	Nixon	.269	RED/EF	PITCHERS	
SS	Blauzer	.305	RP	Stanton	4.06
LF	Gant	.274	RP	Hercker	1.06
1B	McGriff	.291	RP	Howell	1.06
3B	Cangelero	.272	RP	Sedrosia	1.06
RF	Winstone	.220	RP	McNichols	2.00
2B	Berrish	.235	RP	FIELDERS	
P	Lemke	.252	RP	Secota	.323
	Haddux	2.503	SB	Beliffard	.228

Bench

- To proceed with the default Roster or accept changes, press **START**. The User Control Roster appears.

The Stats Bar

The Stats Bar displays a pitcher's Earned Run Average (ERA). Stats for fielders include Batting Average (AVG), Home Runs (HR), and Stolen Bases (SB).

A column marked B appears for fielders, which indicates their batting stance—L for Left and R for Right. Pitchers have a T column representing their throwing arm.

To view starting players' stats:

1. From the Roster screen, D-Pad in any direction to highlight the desired player's name.
2. The stats bar displays the highlighted player's name and individual stats.

Batting Order

The batting order can be adjusted before the start of any game. If you think modifying the lineup will allow your team to generate more runs—change it!

To rearrange the batting order:

1. From the Roster screen, press **B** to move the selection box around the batting order.

2. D-Pad **up/down** to highlight the player to be repositioned.
3. Press **C** to select the player; a baseball icon appears next to his name.
4. D-Pad **up/down** to highlight the new position in the order.
5. Press **C** again and the player moves to his new position in the order.

Field Assignments

Are your defensive fielders playing the positions you feel they are best suited for? If not, change their field assignments.

To reassign fielders:

1. From the Roster screen, press **B** to move the selection box around the field diagram.
2. D-Pad in any direction to highlight the player to be reassigned.
3. Press **C** to select the player; a baseball icon appears next to his name.
4. D-Pad in any direction to highlight the new fielding assignment.
5. Press **C** again and the player takes on his new fielding assignment.



The Bench

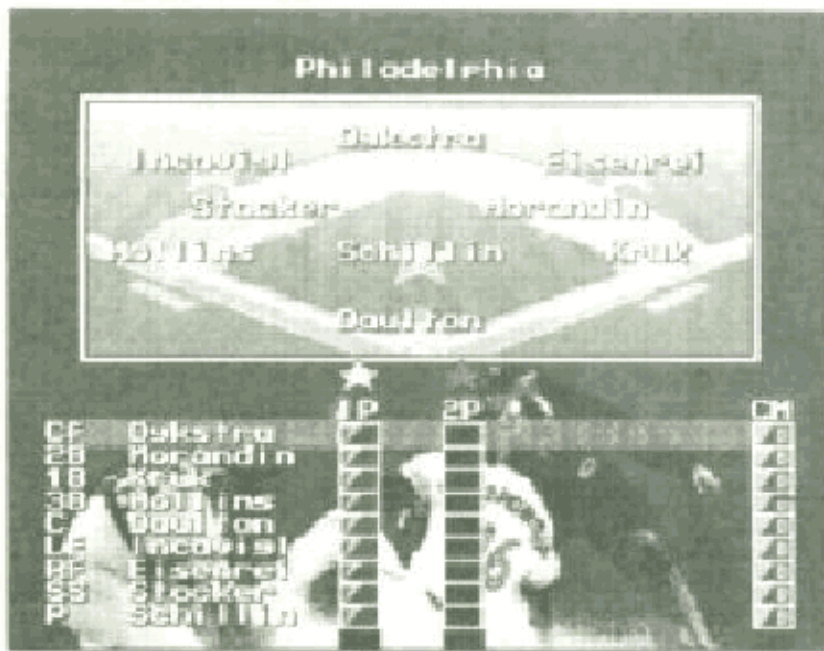
Every manager faces situations where the decision must be made to relieve a starting athlete. Timely substitutions win games.

To send a player in from the bench:

1. From the Roster screen, press **B** to move the selection box around the roster of players on the bench.
2. D-Pad **up/down** to highlight the player to join the lineup.
3. Press **C** to select the player; a baseball icon appears next to his name.
4. Press **B** to move the selection box around the batting order.
5. D-Pad **up/down** to highlight the player to be relieved.
6. Press **C** again and the fresh player joins the lineup while the starter hits the showers.

User Control Roster

A column with a color coded star corresponding to each human player appears on the screen. Before a game, batting and fielding are controlled by Player 1. Control can be switched to any human player or the Genesis from the User Control Roster.



Batting control indicated by a "B" in a controller column

Fielding control indicated by an "F" in a controller column

- To proceed with the default User Control Roster or accept changes, press **START**. John Shrader appears to introduce the game.

To change user control to another human player:

- From the User Control Roster screen, D-Pad **up/down** to highlight the desired player.
- The human player wishing to gain control must press **C**. Batting and fielding control for the highlighted player are transferred from Player 1 to the new human player.

To change user control to the Genesis:


- From the User Control Roster screen, D-Pad **up/down** to highlight the desired player.

2. The human player controlling the highlighted player must press **C** to place the player's batting under computer control.
3. Press **C** again to place the player's fielding under computer control.
4. Press **C** a third time to place both batting and fielding under computer control.
5. Press **B** to shift an entire team's batting or fielding at once.


NOTE: When a player's fielding is under human control, a color coded star appears by his name on the field diagram.

The Field of Play

When a batter is up and the ball is not in play, a diagram of the infield appears on the screen.



When the ball is in play, a diagram of the entire field appears on the screen.



Human controlled players on the full-size field stand on color coded stars according to who controls them:

- Player 1 - Yellow
- Player 2 - Blue
- Player 3 - Red
- Player 4 - Orange

On the field diagram, they are indicated by color coded lots, except for the current player being controlled who appears as an X. All Genesis controlled players appear as gray dots on the field diagram. (See User Roster Control page 16)



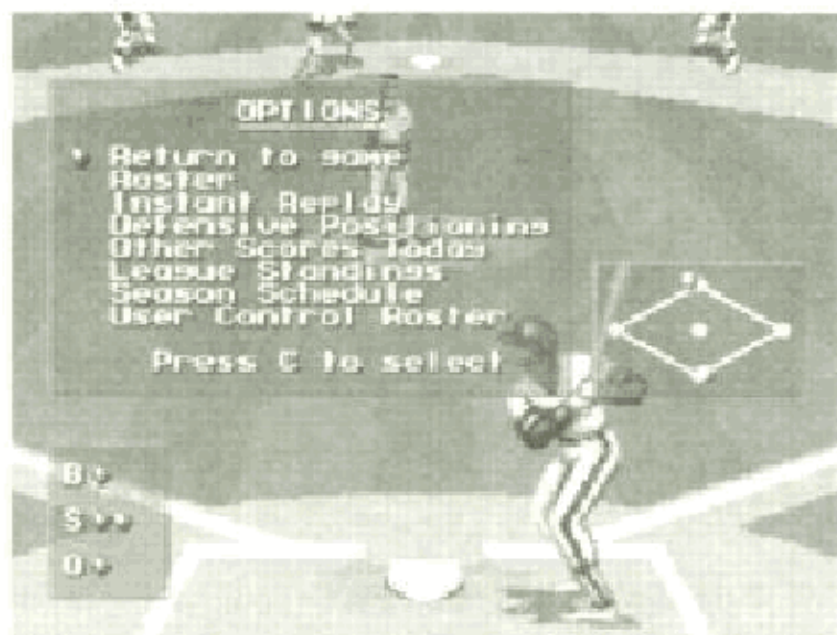
Pausing the Game

You can pause your game between pitches to take a break from the action.

- To pause the game, press **START**. The Options screen appears.
- To resume the game, D-Pad **up** to move the baseball icon to Return to Game and press **C**.

Options

Game modifying options are essential to the sport of baseball. Use the Options screen during every game to stay on top of the action.



To select an option:

1. During a game, press **START** between pitches to call up the Options screen.

2. D-Pad **up/down** to move the baseball icon to the desired option and press **C**.

RETURN TO GAME

Select Return To Game to get back into the action, when you are satisfied with your options selections.


ROSTER

Use the Roster during a game to make substitutions, bring in pinch hitters, and relieve your starting pitcher. (See The Roster page 13)

INSTANT REPLAY

Let's face it—double plays, long home runs, and close calls at the plate are worth seeing again. Instant Replay allows you to view great plays over and over.

*Control
Panel*



Rewind	A
Play	B
Fast Forward	C
Single Frame	D-Pad left/right
Exit Instant Replay	START

DEFENSIVE POSITIONING

The Defensive Positioning screen lets you respond to changing game situations by repositioning your fielders.

To change defensive positioning:

1. From the Defensive Positioning screen, D-Pad in any direction to highlight the Defensive Position you want to change to.
2. Press **C** to select the highlighted position.
3. Press **START** to return to the game.

NORMAL: Standard defensive positioning.

DOUBLE: With a base runner on first, set the second baseman and shortstop for a double play.

BUNT: First and third basemen play close in to charge the ball when your gut feeling warns you of a bunt attempt.

GUARD: First and third basemen play near the lines to protect against hits for extra bases.

ALL IN: All fielders play in to protect a slim lead—an

essential defense when there's a base runner in scoring position.

INFIELD: When the opposition has the lead and runners on base, bring your infield in and ground balls become easy outs.

OTHER SCORES TODAY

During a season, this information allows you to keep up-to-the-minute tabs on your opponents. In League Playoff and Series modes, this option updates you on the win-loss records in the best-of-7-games series. Not available in Single Game mode.

- To return to the game, press **START**.

LEAGUE STANDINGS

You can check the league standings before or after any game of the season. Keep tabs on your favorite teams to see how they are matching up against the competition.

To view league standings:

1. From the League Standings screen, press **B** to switch leagues.
2. To return to the game, press **START**.

SEASON SCHEDULE

When playing in League Playoff, The Series, or Full Season

mode, you can view the upcoming schedule to prepare for future match-ups.

To view the upcoming schedule:

1. From the Schedule press **B** to select Calendar mode; the current date flashes.
2. D-Pad **right** to advance through the season day by day. Team match-ups change to reflect each new game day.
3. To return to the game, press **START**.

USER CONTROL ROSTER

You can continue to adjust your team's User Control during the game until you find the best combination. (See User Control Roster page 16)

Pitching

You can position a pitcher on the mound only before he goes into his windup.

Position Pitcher	D-Pad left/right
Throw Pitch	C (See Pitch Types)

The umpire's call appears on the screen after each pitch. The speed of the pitch appears after strikes that are not hit.

PITCH TYPES

There are three types of pitches: fast balls, sinkers, and curve balls. You control the type of pitch as you throw it.

Fast Ball	C + D-Pad down
Sinker	C + D-Pad up
Curve to Left	C + D-Pad left
Curve to Right	C + D-Pad right

Pitch effectiveness is determined by a number of factors, such as the pitcher's position on the mound, velocity, control, and endurance ratings. (Pitchers often shows signs of fatigue after 4 innings on the mound.)

PICK-OFF PLAYS

Keep an eye on the infield diagram to look for base runners taking generous leads. If it looks like a base runner is attempting to steal—pick him off!

Throw to First	B + D-Pad right
Throw to Second	B + D-Pad up
Throw to Third	B + D-Pad left

Fielding

When fielding is human controlled, you must position your fielders to catch the ball and direct them to throw it. Genesis controlled fielders track and attempt to catch the ball, but throwing remains under human control.

CATCHING A BALL IN PLAY

When the ball is in play, but before it has been caught, white crosshairs appear on the full-size field where it will land; the field diagram shows a white X in this spot.

Hard grounders and line drives are more difficult to catch than fly balls. You can catch a ball on the ground or in the air by making diving or jumping catches.

Diving Catch	C + D-Pad in any direction
Jumping Catch	C

THROWING TO A BASE

Remember, even when your team's defense is controlled by the Genesis, *you* must direct your fielders' throws.

First Base	C + D-Pad right
Second Base	C + D-Pad up
Third Base	C + D-Pad left
Home Plate	C + D-Pad down

RUN TO A BASE (RUN DOWN)

Throwing the ball to your teammate covering a base is not always an option—when a base runner is caught in a run down, you may have to tag him out and if a base is not being covered at all, you must direct your fielder to run to it.

First Base	B + D-Pad right
Second Base	B + D-Pad up
Third Base	B + D-Pad left
Home Plate	B + D-Pad down

CHANGING FIELDER CONTROL

Sometimes you may want to select a specific fielder to make a play. This situation may arise when you need to make a jumping or diving catch.

- To switch control to your fielder nearest the ball, press **B**.

NOTE: Once a fielder is selected he remains stationary until you direct him to move.

Batting

Each time a batter comes to the plate in a game, his name, Batting Average (AVG), Home Runs (HR), and Runs Batted In (RBI) appear on the screen. The pitcher begins his windup after this information disappears.

Position Batter	D-Pad in any direction
Full Swing	C (press and hold)
Check Swing	C (tap)
Bunt	A (press and hold)



Base Running

Batters who make contact automatically run toward First base but won't try for extra bases unless you direct them to. Runners automatically circle the bases after a home run.

To run to a base:

Second Base	B + D-Pad up
Third Base	B + D-Pad left
Home Plate	B + D-Pad down

To return to a previous base:

First Base	C + D-Pad right
Second Base	C + D-Pad up
Third Base	C + D-Pad left

NOTE: Men on base try to advance on line drives and high pop flies, but they won't return to base until you direct them to.

Team Rosters and Player Ratings

Anaheim

PITCHERS	T	POS	ERA	CTL	VEL	END
31 Chuck Finley	L	S	3.15	4	5	7
12 Mark Langston	L	S	3.20	5	5	7
32 Joe Magrane	L	S	4.66	4	3	5
38 John Farrell	R	S	7.38	3	3	4
45 Phil Leftwich	R	S	3.82	5	2	7
19 Joe Grahe	R	R	2.88	3	3	1
23 Mike Butcher	R	R	2.88	3	6	1
41 Steve Frey	L	R	2.99	3	2	1
47 Ken Patterson	L	R	4.58	2	4	1
48 Hilly Hathaway	L	R	5.04	3	2	5

BATTERS	H	POS	SPD	PWR	RNG	ERR
22 Luis Polonia	L	7	8	2	2	5
9 Chad Curtis	R	8	6	3	5	9
6 J.T. Snow	S	3	5	5	2	6
44 Chili Davis	S	10	4	6	2	0
15 Tim Salmon	R	9	6	7	5	7
11 Greg Myers	L	2	3	3	1	6
38 Rene Gonzales	R	5	5	3	4	10
1 Damion Easley	R	4	5	3	6	5
13 Gary DiSarcina	R	6	5	2	6	14
0 Torey Lovullo	S	4	4	3	5	8
1 Eduardo Perez	R	5	4	4	3	5
5 Rod Correia	R	6	4	2	4	3
3 Kurt Stillwell	S	6	4	2	1	10
5 Stan Javier	S	7	6	3	5	2
3 Chris Turner	R	2	4	4	1	1

Arlington

PITCHERS	T	POS	ERA	CTL	VEL	END
41 Kevin Brown	R	S	3.59	5	4	7
59 Roger Pavlik	R	S	3.41	3	5	6
37 Kenny Rogers	L	S	4.11	5	5	6
34 Nolan Ryan	R	S	4.90	2	6	5
32 Charlie Leibbrandt	L	S	4.56	6	4	6
50 Tom Henke	R	R	2.91	4	7	1
31 Cris Carpenter	R	R	3.52	4	5	1
27 Matt Whiteside	R	R	4.32	5	3	1
45 Brian Bohanon	L	R	4.78	3	3	3
11 Craig Lefferts	L	R	6.06	6	4	2

BATTERS	H	POS	SPD	PWR	RNG	ERR
15 David Hulse	L	8	7	2	5	3
14 Julio Franco	R	10	4	4	1	0
25 Raphael Palmeiro	L	3	6	7	4	5
19 Juan Gonzalez	R	7	6	9	4	4
16 Dean Palmer	R	5	4	8	3	29
33 Jose Canseco	R	9	4	7	2	3
7 Ivan Rodriguez	R	2	3	4	1	8
6 Mario Diaz	R	6	3	3	4	3
20 Doug Strange	S	4	5	3	3	13
3 Billy Ripken	R	4	4	2	5	1
2 Manuel Lee	S	6	5	1	6	10
13 Butch Davis	R	7	4	5	3	1
29 Doug Dascenzo	S	8	5	3	4	0
17 Dan Peltier	L	9	4	3	6	4
5 Gary Redus	R	9	5	5	5	2

Atlanta

PITCHERS	T	POS	ERA	CTL	VEL	END
31 Greg Maddux	R	S	2.36	8	5	7
47 Tom Glavine	L	S	3.20	3	3	7
33 Steve Avery	L	S	2.94	7	3	6
29 John Smoltz	R	S	3.63	4	6	7
25 Pete Smith	R	S	4.39	4	4	5
38 Greg McMichael	R	R	2.07	5	7	1
36 Steve Bedrosian	R	R	1.65	6	4	1
52 Jay Howell	R	R	2.32	6	4	1
50 Kent Mercker	L	R	2.86	2	6	2
30 Mike Stanton	L	R	4.67	3	6	1

BATTERS	H	POS	SPD	PWR	RNG	ERR
1 Otis Nixon	S	8	7	2	6	3
4 Jeff Blauser	R	6	5	5	4	19
5 Ron Gant	R	7	7	7	4	11
27 Fred McGriff	L	3	3	8	4	17
9 Terry Pendleton	S	5	4	5	5	19
23 Dave Justice	L	9	4	7	4	5
11 Damon Berryhill	S	2	4	4	1	6
20 Mark Lemke	S	4	2	3	5	14
12 Sid Bream	L	3	2	5	5	3
10 Greg Olson	R	2	3	3	1	6
19 Francisco Cabrera	R	3	4	5	3	0
14 Brian Hunter	R	3	5	5	4	1
2 Rafael Belliard	R	4	4	2	6	1
12 Bill Pecota	R	5	4	3	4	0
14 Deion Sanders	L	8	6	6	6	2



Baltimore

PITCHERS	T	POS	ERA	CTL	VEL	END
35 Mike Mussina	R	S	4.47	7	4	7
19 Ben McDonald	R	S	3.39	4	5	6
51 Jamie Moyer	L	S	3.43	5	4	6
34 Fernando Valenzuela	L	S	4.95	3	2	6
40 Rick Sutcliffe	R	S	5.75	3	3	6
30 Gregg Olson	R	R	1.60	4	7	1
45 Jim Poole	L	R	2.16	4	3	1
75 Alan Mills	R	R	3.24	3	4	2
49 Todd Frohwirth	R	R	3.84	3	3	1
53 Arthur Rhodes	L	R	6.55	2	4	5

BATTERS	H	POS	SPD	PWR	RNG	ERR
9 Brady Anderson	L	7	6	5	4	2
2 Mark McLemore	S	9	5	3	3	4
12 Mike Devereaux	R	8	7	5	4	4
3 Harold Baines	L	10	1	5	2	0
8 Cal Ripken	R	6	5	5	7	17
13 Mike Pagliarulo	L	5	3	4	4	8
23 Chris Hoiles	R	2	3	8	1	5
21 David Segui	S	3	2	3	2	5
25 Harold Reynolds	S	4	6	3	4	10
10 Leo Gomez	R	5	3	5	4	10
36 Tim Hulett	R	5	3	3	8	8
11 Jeffrey Hammonds	R	7	4	5	3	1
27 Lonnie Smith	R	7	6	5	5	1
28 Jack Voigt	R	7	5	5	2	0
42 Sherman Obando	R	9	3	4	5	1

Boston

PITCHERS	T	POS	ERA	CTL	VEL	END
16 Frank Viola	L	S	3.14	4	3	6
44 Danny Darwin	R	S	3.26	7	4	7
21 Roger Clemens	R	S	4.47	6	6	7
36 Aaron Sele	R	S	2.75	3	6	6
40 John Dopson	R	S	4.99	4	3	5
25 Jeff Russell	R	R	2.73	5	6	1
29 Scott Bankhead	R	R	3.51	3	5	2
50 Ken Ryan	R	R	3.60	2	6	1
27 Greg Harris	R	R	3.77	3	6	1
49 Paul Quantrill	R	R	3.91	5	3	3

BATTERS	H	POS	SPD	PWR	RNG	ERR
5 Scott Fletcher	R	4	5	3	5	11
22 Billy Hatcher	R	8	6	3	2	2
39 Mike Greenwell	L	7	4	4	2	2
10 Andre Dawson	R	9	4	5	4	0
42 Mo Vaughn	L	3	3	6	3	16
23 Rob Deer	R	9	3	7	6	8
34 Scott Cooper	L	5	3	3	3	24
13 John Valentin	R	6	4	5	4	20
6 Tony Pena	R	2	4	1	1	4
3 Bob Melvin	R	2	2	3	4	2
11 Tim Lincecum	R	4	4	3	3	2
12 Ernest Riles	L	4	3	4	5	0
2 Luis Rivera	R	6	4	3	5	3
18 Carlos Quintana	R	9	2	1	2	0
28 Bob Zupcic	R	9	5	4	3	2



Chicago A

	T	POS	ERA	CTL	VEL	END
PITCHERS						
29 Jack McDowell	R	S	3.37	6	4	8
32 Alex Fernandez	R	S	3.13	6	4	7
40 Wilson Alvarez	L	S	2.95	2	5	7
36 Tim Belcher	R	S	4.45	4	4	6
51 Jason Bere	R	S	3.48	2	7	6
39 Roberto Hernandez	R	R	2.30	6	6	1
48 Jose DeLeon	R	R	2.99	3	5	2
49 Jeff Schwarz	R	R	3.71	1	6	1
31 Scott Radinsky	L	R	4.32	4	6	1
25 Kirk McCaskill	R	R	5.25	4	3	4

	H	POS	SPD	PWR	RNG	ERR
BATTERS						
30 Tim Lincecum	S	7	7	4	5	0
28 Joey Cora	S	4	6	2	4	19
35 Frank Thomas	R	3	5	9	1	15
23 Robin Ventura	L	5	5	5	7	14
21 George Bell	R	10	3	4	2	0
26 Ellis Burks	R	9	4	5	3	6
1 Lance Johnson	L	8	8	3	9	9
20 Ron Karkovice	R	2	5	6	1	5
13 Ozzie Guillen	L	6	5	3	8	16
10 M. LaVallier	L	2	2	1	2	0
14 Craig Grebeck	R	6	3	3	6	3
8 Bo Jackson	R	7	1	7	2	0
7 Steve Sax	R	7	5	3	3	0
27 Ivan Calderon	R	9	5	3	4	0
44 Dan Pasqua	L	9	5	5	4	1

Chicago N

PITCHERS	T	POS	ERA	CTL	VEL	END
37 Greg Hibbard	L	S	3.96	6	2	6
36 Mike Morgan	R	S	4.04	4	3	6
29 Jose Guzman	R	S	4.34	4	6	6
49 Frank Castillo	R	S	4.85	6	4	5
22 Mike Harkey	R	S	5.27	5	2	6
28 Randy Myers	L	R	3.12	4	8	1
38 Jose Bautista	R	R	2.83	7	3	2
47 Shawn Boskie	R	R	3.45	5	3	2
30 Bob Scanlan	R	R	4.55	4	4	1
32 Dan Plesac	L	R	4.77	4	5	1

BATTERS	H	POS	SPD	PWR	RNG	ERR
18 Dwight Smith	L	8	5	5	4	6
16 Jose Vizcaino	S	6	4	2	6	13
23 Ryne Sandberg	R	4	6	5	8	7
17 Mark Grace	L	3	5	5	7	5
24 Steve Buechele	R	5	3	5	5	8
27 Derrick May	L	7	3	4	4	7
21 Sammy Sosa	R	9	5	6	6	4
2 Rick Wilkins	L	2	4	7	1	3
34 Glenallen Hill	R	9	5	7	3	5
10 Steve Lake	R	2	4	4	1	3
20 Eric Yelding	R	4	5	3	3	2
11 Rey Sanchez	R	6	6	2	8	15
25 Karl Rhodes	L	8	4	5	3	1
6 Willie Wilson	S	8	6	3	5	1
19 Kevin Roberson	S	9	4	6	1	3



Cincinnati

PITCHERS	T	POS	ERA	CTL	VEL	END
27 Jose Rijo	R	S	2.49	7	6	7
32 Tom Browning	L	S	4.74	7	3	5
40 Tim Lincecum	R	S	5.27	5	3	5
57 John Smiley	L	S	5.65	6	3	6
44 John Roper	R	S	5.63	3	4	5
49 Rob Dibble	R	R	6.55	2	9	1
48 Jerry Spradlin	R	R	3.49	8	3	1
41 Jeff Reardon	R	R	4.12	9	3	1
34 Scott Service	R	R	4.30	4	7	2
59 Bobby Ayala	R	R	5.60	3	4	2

BATTERS	H	POS	SPD	PWR	RNG	ERR
10 Bip Roberts	S	4	6	2	3	5
30 Bobby Kelly	R	8	6	5	4	1
23 Hal Morris	L	3	2	3	5	5
7 Kevin Mitchell	R	7	2	8	3	7
11 Barry Larkin	R	6	6	4	5	16
17 Chris Sabo	R	5	4	6	4	11
16 Reggie Sanders	R	9	6	5	5	7
9 Joe Oliver	R	2	1	4	3	7
8 Juan Samuel	R	4	5	3	2	9
6 Dan Wilson	R	2	4	3	1	1
20 Jeff Branson	L	6	4	2	3	5
22 Thomas Howard	S	7	5	3	5	1
42 Gary Varsho	L	7	4	4	3	0
46 Jacob Brumfield	R	8	5	4	3	4
18 Tim Costo	R	9	4	4	3	0

Cleveland

PITCHERS	T	POS	ERA	CTL	VEL	END
49 Jose Mesa	R	S	4.93	5	3	6
54 Mark Clark	R	S	4.29	6	3	4
41 Charles Nagy	R	S	6.35	6	4	5
36 Jeff Mutis	L	S	5.78	4	3	5
17 Bobby Ojeda	L	S	4.40	3	4	5
38 Eric Plunk	R	R	2.79	4	7	1
28 Derek Lilliquist	L	R	2.25	6	4	1
45 Jerry DiPoto	R	R	2.41	3	5	1
53 Jeremy Hernandez	R	R	3.64	6	4	2
46 Bill Wertz	R	R	3.65	3	6	2

BATTERS	H	POS	SPD	PWR	RNG	ERR
7 Kenny Lofton	L	8	9	3	9	9
35 Wayne Kirby	L	9	6	3	6	5
9 Carlos Baerga	S	4	6	5	6	17
8 Albert Belle	R	7	5	8	3	5
1 Paul Sorrento	L	3	4	6	3	6
4 Reggie Jefferson	S	3	2	4	4	3
0 Alvaro Espinoza	R	5	5	3	6	10
6 Felix Fermin	R	6	5	2	3	23
5 Sandy Alomar Jr.	R	2	3	3	1	6
2 Jesse Levis	L	2	4	3	1	1
0 Junior Ortiz	R	2	2	2	1	5
0 Randy Milligan	R	3	1	4	4	3
5 Jim Thome	L	5	6	5	4	6
7 Jeff Treadway	L	5	4	3	4	6
2 Candy Maldonado	R	9	3	5	3	2

Denver

PITCHERS	T	POS	ERA	CTL	VEL	END
42 Armando Reynoso	R	S	4.00	5	4	6
27 Greg Harris	R	S	4.60	5	3	6
46 Kent Bottenfield	R	S	5.09	4	2	4
17 Dave Nied	R	S	5.17	4	4	5
19 Willie Blair	R	S	4.75	6	3	3
40 Darren Holmes	R	R	4.08	6	6	1
18 Bruce Ruffin	L	R	3.88	3	6	2
39 Steve Reed	R	R	4.49	5	4	1
53 Gary Wayne	L	R	5.07	4	5	1
38 Jeff Parrett	R	R	5.41	2	7	2

BATTERS	H	POS	SPD	PWR	RNG	ERR
21 Eric Young	R	4	6	3	3	15
5 Alex Cole	L	8	5	2	3	4
14 Andres Galarraga	R	3	3	6	4	11
10 Dante Bichette	R	9	4	6	3	9
13 Charlie Hayes	R	5	4	6	4	20
24 Jerald Clark	R	7	3	5	4	7
7 Joe Girardi	R	2	2	3	1	6
12 Freddie Benavides	R	6	4	3	3	12
6 Daryl Boston	L	7	4	6	2	2
16 Danny Sheaffer	R	2	4	3	4	2
20 Jimmy Tatum	R	3	4	3	5	1
8 Roberto Mejia	R	4	4	5	3	12
9 Vinny Castilla	R	6	4	4	4	11
4 Nelson Liriano	S	6	4	4	1	3
33 Chris Jones	R	8	5	6	1	2

Detroit

PITCHERS	T	POS	ERA	CTL	VEL	END
6 David Wells	L	S	4.19	7	4	6
4 John Doherty	R	S	4.45	7	2	6
1 Mike Moore	R	S	5.23	4	2	6
6 Bill Gullickson	R	S	5.37	6	2	6
3 Mark Leiter	R	S	4.75	4	4	4
9 Mike Henneman	R	R	2.65	4	6	1
0 Bill Krueger	L	R	3.40	4	4	3
7 Joe Boever	R	R	3.61	3	4	2
9 Tom Bolton	L	R	4.49	3	4	2
8 Storm Davis	R	R	5.05	3	5	2

BATTERS	H	POS	SPD	PWR	RNG	ERR
4 Tony Phillips	S	7	5	3	6	2
1 Lou Whitaker	L	4	5	5	4	11
4 Travis Fryman	R	6	7	6	4	19
5 Cecil Fielder	R	3	1	7	3	10
3 Kirk Gibson	L	8	6	5	3	1
2 Dan Gladden	R	7	5	4	5	3
0 Mickey Tettleton	S	2	2	8	4	1
7 Scott Livingstone	L	5	2	2	7	6
0 Chad Kreuter	S	2	4	5	3	7
0 Skeeter Barnes	R	3	5	4	4	2
6 Chris Gomez	R	6	3	3	3	4
3 Alan Trammell	R	6	6	5	5	3
Eric Davis	R	7	6	5	7	2
Milt Cuyler	S	8	6	3	6	7
Gary Thurman	R	8	6	3	4	1



Houston

PITCHERS	T	POS	ERA	CTL	VEL	ENI
51 Mark Portugal	R	S	2.77	4	4	6
57 Darryl Kile	R	S	3.52	4	6	5
27 Pete Harnisch	R	S	2.98	4	6	7
15 Doug Drabek	R	S	3.79	7	4	7
21 Greg Swindell	L	S	4.17	7	4	6
23 Doug Jones	R	R	4.55	7	2	1
31 Xavier Hernandez	R	R	2.62	5	7	1
46 Tom Edens	R	R	3.12	4	3	1
59 Todd Jones	R	R	3.15	4	4	1
53 Brian Williams	R	R	4.83	3	4	2

BATTERS	H	POS	SPD	PWR	RNG	ERI
7 Craig Biggio	R	4	4	5	6	14
12 Steve Finley	L	8	6	4	4	4
5 Jeff Bagwell	R	3	6	6	6	9
11 Ken Caminiti	S	5	5	4	5	24
24 Eric Anthony	L	9	5	4	4	2
26 Luis Gonzalez	L	7	5	5	6	8
10 Andujar Cedeno	R	6	5	4	1	25
6 Eddie Taubensee	L	2	4	4	1	5
17 Kevin Bass	S	9	4	4	2	1
9 Scott Servais	R	2	3	4	1	2
36 Scooter Tucker	R	2	4	4	1	0
1 Casey Candaele	S	4	4	3	4	0
3 Chris Donnels	L	5	4	3	4	6
28 Jose Uribe	S	6	5	3	5	5
30 Rick Parker	R	8	4	4	3	0

Kansas City

PITCHERS	T	POS	ERA	CTL	VEL	END
55 Kevin Appier	R	S	2.57	6	5	7
17 David Cone	R	S	3.33	3	6	7
36 Tom Gordon	R	S	3.60	3	7	3
35 Hipolito Pichardo	R	S	4.04	5	2	6
33 Chris Haney	L	S	6.02	4	3	5
21 Jeff Montgomery	R	R	2.27	6	5	1
50 Stan Belinda	R	R	3.90	6	5	1
41 John Habyan	R	R	4.17	5	4	1
23 Mark Gubicza	R	R	4.67	4	5	2
37 Mark Gardner	R	R	6.22	4	4	5

BATTERS	H	POS	SPD	PWR	RNG	ERR
34 Felix Jose	S	9	6	3	4	7
56 Brian McRae	S	8	6	4	4	7
5 George Brett	L	10	4	4	2	0
12 Wally Joyner	L	3	5	5	7	7
15 Mike Macfarlane	R	2	2	7	1	11
4 Gary Gaetti	R	5	5	5	6	6
14 Chris Gwynn	L	7	5	3	5	1
7 Greg Gagne	R	6	6	4	6	10
13 Jose Lind	R	4	5	1	6	4
24 Brent Mayne	L	2	4	3	2	2
12 Rico Rossy	R	4	4	4	4	1
15 Phil Hiatt	R	5	5	4	1	16
6 Keith Miller	R	5	6	2	3	5
2 Kevin McReynolds	R	7	4	6	5	2
0 Hubie Brooks	R	9	3	3	2	1

Los Angeles

PITCHERS	T	POS	ERA	CTL	VEL	END
49 Tom Candiotti	R	S	3.12	5	5	6
48 Ramon Martinez	R	S	3.45	3	4	7
55 Orel Hershiser	R	S	3.60	5	4	7
56 Pedro Astacio	R	S	3.58	4	4	6
46 Kevin Gross	R	S	4.14	4	5	6
35 Jim Gott	R	R	2.33	6	6	1
17 Roger McDowell	R	R	2.25	3	3	1
45 Pedro Martinez	R	R	2.61	4	7	2
36 Ricky Trliceck	R	R	4.08	5	4	2
38 Todd Worrell	R	R	6.13	5	6	1

BATTERS	H	POS	SPD	PWR	RNG	ERR
22 Brett Butler	L	8	5	1	5	0
30 Jose Offerman	S	6	5	2	4	37
31 Mike Piazza	R	2	2	6	1	11
23 Eric Karros	R	3	4	5	4	12
28 Cory Snyder	R	9	4	4	4	4
26 Henry Rodriguez	L	7	4	5	2	1
25 Tim Wallach	R	5	3	4	4	15
3 Jody Reed	R	4	5	2	5	5
44 Darryl Strawberry	L	9	4	5	2	4
41 Carlos Hernandez	R	2	3	4	1	7
29 Lenny Harris	L	4	5	2	4	2
27 Mike Sharperson	R	4	5	4	3	3
15 Dave Hansen	L	5	4	4	3	3
20 Mitch Webster	S	7	5	3	5	4
43 Raul Mondesi	R	9	5	5	4	2

Miami

PITCHERS	T	POS	ERA	CTL	VEL	END
49 Charlie Hough	R	S	4.28	5	3	6
27 Luis Aquino	R	S	3.43	5	3	3
11 Chris Hammond	L	S	4.66	5	3	6
77 Jack Armstrong	R	S	4.50	4	4	5
46 Ryan Bowen	R	S	4.44	2	4	6
34 Bryan Harvey	R	R	1.70	7	8	1
54 Matt Turner	R	R	2.91	4	6	1
24 Richie Lewis	R	R	3.27	2	5	1
42 Rich Rodriguez	L	R	3.79	3	3	1
48 Pat Rapp	R	R	4.02	4	4	6

BATTERS	H	POS	SPD	PWR	RNG	ERR
21 Chuck Carr	S	8	7	2	4	6
29 Henry Cotto	R	8	6	3	2	1
19 Jeff Conine	R	7	4	3	2	2
10 Gary Sheffield	R	5	5	6	2	34
39 Orestes Destrade	S	3	1	5	4	19
9 Benito Santiago	R	2	2	4	1	11
8 Bret Barberie	S	4	4	2	6	9
22 Walt Weiss	S	6	5	1	4	15
6 Rich Renteria	R	4	3	2	5	2
2 Mitch Lyden	R	2	3	4	1	0
3 Bob Natal	R	2	3	3	1	0
6 Alex Arias	R	4	3	2	3	2
0 Nigel Wilson	L	7	3	4	5	0
5 Matias Carrillo	L	9	5	4	3	0
7 Dave Whitmore	L	9	5	3	3	3



Milwaukee

PITCHERS	T	POS	ERA	CTL	VEL	END
21 Cal Eldred	R	S	4.01	5	5	7
25 Ricky Bones	R	S	4.87	5	1	6
31 Jaime Navarro	R	S	5.34	5	3	6
46 Bill Wegman	R	S	4.49	7	2	6
38 Angel Miranda	L	S	3.30	3	5	5
28 Doug Henry	R	R	5.56	3	5	1
37 Graeme Lloyd	L	R	2.85	6	3	1
47 Jesse Orosco	L	R	3.20	6	8	1
36 Mike Fetters	R	R	3.35	4	3	1
39 Rafael Novoa	L	R	4.50	4	1	4

BATTERS	H	POS	SPD	PWR	RNG	ERR
16 Pat Listach	S	6	6	2	4	10
9 Bill Spiers	L	4	6	3	4	13
24 Darryl Hamilton	L	9	5	3	6	1
23 Greg Vaughn	R	7	5	7	8	3
29 Kevin Reimer	L	7	5	4	5	2
19 Robin Yount	R	8	5	4	3	1
5 B.J. Surhoff	L	5	4	3	5	17
32 John Jaha	R	3	4	4	3	10
11 Dave Nilsson	L	2	4	3	3	9
22 Tom Lampkin	L	2	4	4	1	6
20 Kevin Seitzer	R	5	3	4	4	12
26 Juan Bell	S	6	6	3	4	16
8 Dickie Thon	R	6	5	3	2	3
18 Tom Brunansky	R	9	4	5	4	2
1 Alex Diaz	S	9	4	3	3	0

Minneapolis

PITCHERS	T	POS	ERA	CTL	VEL	END
36 Kevin Tapani	R	S	4.44	7	4	6
19 Scott Erickson	R	S	5.20	5	3	6
23 Willie Banks	R	S	4.05	3	5	6
18 Eddie Guardado	L	S	6.21	4	3	5
57 Greg Brummett	R	S	5.11	4	2	6
38 Rick Aguilera	R	R	3.12	7	6	1
51 Carl Willis	R	R	3.10	7	4	1
49 Mike Hartley	R	R	4.00	3	6	2
21 Mike Trombley	R	R	4.89	4	5	3
22 George Tsamis	L	R	6.21	4	2	2

BATTERS	H	POS	SPD	PWR	RNG	ERR
11 Chuck Knoblauch	R	4	7	2	5	9
24 Shane Mack	R	8	5	4	5	0
34 Kirby Puckett	R	8	7	6	4	2
14 Kent Hrbek	L	3	2	6	6	5
32 Dave Winfield	R	9	4	6	2	0
12 Brian Harper	R	2	3	4	1	10
5 Pedro Munoz	R	7	3	5	4	2
2 Pat Meares	R	6	4	2	3	19
7 Terry Jorgensen	R	5	3	3	5	2
4 Chip Hale	L	5	4	3	3	1
7 Scott Stahoviak	L	5	3	3	3	4
7 Jeff Reboulet	R	6	4	2	4	4
9 Gene Larkin	S	9	3	3	2	0
8 Dave McCarty	R	9	3	2	3	3
5 Lenny Webster	R	2	3	3	1	0



Montreal

PITCHERS	T	POS	ERA	CTL	VEL	END
32 Dennis Martinez	R	S	3.85	6	4	6
44 Ken Hill	R	S	3.24	4	4	7
13 Jeff Fassero	L	S	2.29	4	6	3
42 Kirk Rueter	L	S	2.75	8	2	6
43 Chris Nabholz	L	S	4.10	3	4	4
57 John Wetteland	R	R	1.37	6	9	1
38 Denis Boucher	L	R	1.92	7	3	6
51 Mel Rojas	R	R	2.96	5	4	1
31 Jeff Shaw	R	R	4.16	5	3	2
41 Brian Barnes	L	R	4.41	3	4	2

BATTERS	H	POS	SPD	PWR	RNG	ERR
4 Delino DeShields	L	4	7	2	4	11
23 John VanderWal	L	3	5	4	5	3
9 Marquis Grissom	R	8	10	4	5	7
33 Larry Walker	L	9	7	7	8	6
24 Darrin Fletcher	L	2	1	4	1	8
18 Moises Alou	R	7	6	6	5	2
3 Mike Lansing	R	5	6	2	5	13
12 Wil Cordero	R	6	6	4	2	33
5 Sean Berry	R	5	5	6	4	15
26 Joe Siddall	L	2	3	4	1	0
2 Tim Spehr	R	2	4	4	1	9
46 Oreste Marrero	L	3	2	4	3	2
39 Randy Ready	R	4	5	3	4	4
7 Lou Frazier	S	7	5	2	4	1
37 Rondell White	R	7	4	4	5	0

New York A

PITCHERS	T	POS	ERA	CTL	VEL	END
22 Jimmy Key	L	S	3.01	8	4	7
25 Jim Abbott	L	S	4.37	5	3	7
28 Scott Kamieniecki	R	S	4.09	4	3	5
33 Melido Perez	R	S	5.19	4	7	7
31 Frank Tanana	L	S	4.36	5	3	6
47 Lee Smith	R	R	3.88	6	7	1
43 Paul Assenmacher	L	R	3.38	4	7	1
27 Bob Wickman	R	R	4.63	3	3	3
55 Rich Monteleon	R	R	4.96	4	4	2
57 Steve Howe	L	R	5.02	8	3	1

BATTERS	H	POS	SPD	PWR	RNG	ERR
51 Bernie Williams	S	8	5	4	5	4
12 Wade Boggs	L	5	4	2	7	12
19 Dion James	L	7	6	4	3	3
43 Don Mattingly	L	3	2	5	7	3
5 Danny Tartabull	R	9	2	8	3	2
1 Paul O'Neill	L	9	5	6	5	2
8 Matt Nokes	L	2	1	6	1	2
2 Mike Gallego	R	6	4	4	5	6
4 Pat Kelly	R	4	5	3	5	14
0 Mike Stanley	R	2	2	7	2	3
3 Jim Leyritz	R	3	3	6	5	2
1 Kevin Maas	L	3	3	6	5	2
7 Spike Owen	S	6	3	2	2	14
3 Randy Velarde	R	7	5	4	5	4
6 Gerald Williams	R	8	5	4	6	2



New York N

PITCHERS	T	POS	ERA	CTL	VEL	END
16 Dwight Gooden	R	S	3.46	6	5	7
18 Bret Saberhagen	R	S	3.30	8	4	7
48 Pete Schourek	L	S	5.97	4	3	3
50 Sid Fernandez	L	S	2.94	6	5	7
19 Anthony Young	R	S	3.78	5	4	3
31 John Franco	L	R	5.24	4	5	1
51 Mike Maddux	R	R	3.60	5	5	1
28 Bobby Jones	R	R	3.68	4	3	7
53 Eric Hillman	L	R	3.97	8	2	5
40 Jeff Innis	R	R	4.13	4	3	1

BATTERS	H	POS	SPD	PWR	RNG	ERR
11 Vince Coleman	S	7	7	3	4	3
44 Ryan Thompson	R	8	3	6	7	3
33 Eddie Murray	S	3	1	6	4	18
25 Bobby Bonilla	S	9	4	8	4	5
12 Jeff Kent	R	4	5	6	3	18
9 Todd Hundley	S	2	5	4	1	8
6 Joe Orsulak	L	7	6	3	5	5
8 Dave Gallagher	R	8	5	4	7	0
20 Howard Johnson	S	5	5	5	3	11
22 Charlie O'Brien	R	2	3	4	1	5
34 Chico Walker	S	5	5	3	4	5
23 Tim Bogar	R	6	5	3	5	8
17 Jeff McKnight	S	6	6	3	5	5
5 Jeromy Burnitz	L	9	5	8	6	4
3 Darrin Jackson	R	9	4	4	5	0

Oakland

PITCHERS	T	POS	ERA	CTL	VEL	END
17 Ron Darling	R	S	5.16	4	3	6
32 Bobby Witt	R	S	4.21	3	4	6
35 Bob Welch	R	S	5.31	5	2	6
69 Todd Van Poppel	R	S	5.04	3	0	1
59 Steve Karsay	R	S	4.04	5	4	6
43 Dennis Eckersley	R	R	4.16	9	9	1
52 Edwin Nunez	R	R	3.83	4	5	1
54 Goose Gossage	R	R	4.58	2	5	1
58 Mike Mohler	L	R	5.62	1	4	2
31 Kelly Downs	R	R	5.66	3	3	3

BATTERS	H	POS	SPD	PWR	RNG	ERR
30 Jerry Browne	S	7	4	2	6	1
13 Brent Gates	S	4	3	3	2	14
21 Ruben Sierra	S	9	7	5	4	7
6 Troy Neel	L	3	2	6	5	5
3 Craig Paquette	R	5	5	5	4	13
6 Terry Steinbach	R	2	3	4	3	5
5 Mark McGwire	R	3	4	8	5	0
7 Scott Brosius	R	8	5	4	4	0
4 Mike Bordick	R	6	5	2	4	13
2 Scott Hemond	R	2	5	5	4	4
3 Mike Aldrete	L	3	4	6	5	2
1 Kurt Abbott	R	7	4	4	6	1
9 Scott Lydy	R	7	4	4	5	0
2 Lance Blankenship	R	8	6	2	5	1
2 Dave Henderson	R	8	3	6	4	1



Philadelphia

PITCHERS	T	POS	ERA	CTL	VEL	END
38 Curt Schilling	R	S	4.02	6	5	7
49 Tommy Greene	R	S	3.42	4	5	6
45 Terry Mulholland	L	S	3.25	8	4	7
27 Danny Jackson	L	S	3.77	4	3	7
34 Ben Rivera	R	S	5.02	3	5	5
99 Mitch Williams	L	R	3.34	1	7	1
40 David West	L	R	2.93	2	6	1
47 Larry Andersen	R	R	2.94	6	7	1
39 Donn Pall	R	R	3.07	7	3	2
48 Roger Mason	R	R	4.08	5	5	1

BATTERS	H	POS	SPD	PWR	RNG	ERR
4 Lenny Dykstra	L	8	7	5	6	10
12 Mickey Morandini	L	4	5	3	4	5
29 John Kruk	L	3	3	5	5	8
15 Dave Hollins	S	5	7	5	3	27
10 Dave Daulton	L	2	3	8	1	9
22 Pete Incaviglia	R	7	4	7	3	5
8 Jim Eisenreich	L	9	5	3	7	1
19 Kevin Stocker	S	6	4	3	3	14
7 Mariano Duncan	R	4	7	4	2	9
23 Todd Pratt	R	2	3	5	1	2
17 Ricky Jordan	R	3	4	4	4	2
5 Kim Batiste	R	5	4	4	3	3
25 Milt Thompson	L	7	5	3	6	1
33 Ruben Amaro	S	9	4	4	4	0
44 Wes Chamberlain	R	9	4	6	3	1

Pittsburgh

PITCHERS	T	POS	ERA	CTL	VEL	END
6 Steve Cooke	L	S	3.90	6	4	7
1 Zane Smith	L	S	4.55	7	2	6
9 Randy Tomlin	L	S	4.86	8	2	5
7 Bob Walk	R	S	5.68	4	2	6
9 Tim Wakefield	R	S	5.62	2	3	5
0 Mark Dewey	R	R	2.40	5	4	1
4 Joel Johnston	R	R	3.39	4	4	2
5 Blas Minor	R	R	4.11	6	5	1
3 Paul Wagner	R	R	4.27	5	5	3
6 Jeff Ballard	L	R	4.91	6	1	2

CATCHERS	H	POS	SPD	PWR	RNG	ERR
3 Carlos Garcia	R	4	5	4	3	11
3 Jay Bell	R	6	6	4	3	11
6 Orlando Merced	L	9	5	4	5	8
8 Andy Van Slyke	L	8	6	5	2	1
7 Jeff King	R	5	4	3	5	17
1 Don Slaught	R	2	4	4	1	4
3 Al Martin	L	7	4	6	3	4
5 Kevin Young	R	3	3	3	5	3
5 Dave Clark	L	9	4	5	4	6
7 Jerry Goff	L	2	3	5	1	1
Tom Prince	R	2	4	3	1	5
Tom Foley	L	4	3	3	5	1
Midre Cummings	L	7	4	3	4	0
Andy Tomberlin	L	7	3	4	2	0
Lloyd McClendon	R	9	4	3	5	2



St. Louis

PITCHERS	T	POS	ERA	CTL	VEL	ENI
39 Bob Tewksbury	R	S	3.84	10	1	7
43 Rene Arocha	R	S	3.78	9	3	6
31 Donovan Osborne	L	S	3.77	7	3	6
52 Rheal Cormier	L	S	4.34	8	3	4
38 Allen Watson	L	S	4.60	5	3	5
42 Mike Perez	R	R	2.49	6	5	1
50 Les Lancaster	R	R	2.95	4	4	1
00 Omar Olivares	R	R	4.19	4	3	2
34 Tom Urbani	L	R	4.65	4	3	3
46 Rob Murphy	L	R	4.91	5	4	1

BATTERS	H	POS	SPD	PWR	RNG	ERI
23 Bernard Gilkey	R	7	6	5	5	8
1 Ozzie Smith	S	6	6	2	7	19
25 Greg Jefferies	S	3	6	4	3	9
27 Todd Zeile	R	5	3	4	3	33
16 Ray Lankford	L	8	5	4	4	7
22 Mark Whiten	S	9	7	4	5	9
18 Luis Alicea	S	4	6	3	5	11
19 Tom Pagnozzi	R	2	4	3	1	4
3 Brian Jordan	R	8	5	6	3	4
12 Erik Pappas	R	2	3	2	6	6
28 Gerald Perry	L	3	5	4	3	2
21 Geronimo Pena	S	4	5	1	5	12
54 Tracy Woodson	R	5	4	3	5	3
11 Jose Oquendo	S	6	4	3	5	1
33 Rod Brewer	L	9	3	3	3	2

San Diego

PITCHERS	T	POS	ERA	CTL	VEL	END
40 Andy Benes	R	S	3.79	5	5	7
43 Andy Ashby	R	S	6.80	3	4	4
49 Doug Brocail	R	S	4.57	5	4	5
41 Wally Whitehurst	R	S	3.85	6	4	5
58 Tim Worrell	R	S	4.94	4	3	5
33 Gene Harris	R	R	3.05	2	5	1
34 Trevor Hoffman	R	R	3.90	3	6	1
52 Tim Lincecum	R	R	4.00	3	6	2
45 Mark Davis	L	R	4.29	2	6	1
37 Kerry Taylor	R	R	6.48	1	4	2

BATTERS	H	POS	SPD	PWR	RNG	ERR
17 Jarvis Brown	R	8	5	3	5	2
7 Ricky Gutierrez	R	6	3	2	4	14
19 Tony Gwynn	L	9	4	4	8	5
24 Phil Plantier	L	7	3	7	6	3
4 Derek Bell	R	8	5	5	6	8
26 Archi Cianfrocco	R	5	4	5	2	9
20 Tim Teufel	R	4	4	5	5	2
1 Brad Ausmus	R	2	3	5	1	8
10 Phil Clark	R	3	4	5	7	4
5 Kevin Higgins	L	2	3	1	4	6
3 Guillerm Velasquez	L	3	3	3	3	4
2 Jeff Gardner	L	4	4	3	7	9
8 Craig Shipley	R	6	5	3	4	5
1 Billy Bean	L	9	4	4	4	1
1 Melvin Nieves	S	9	4	4	6	2



San Francisco

PITCHERS	T	POS	ERA	CTL	VEL	END
33 John Burkett	R	S	3.66	8	4	7
26 Bill Swift	R	S	2.83	7	4	7
29 Scott Sanderson	R	S	4.21	7	3	6
35 Salomon Torres	R	S	4.07	2	3	6
32 Trevor Wilson	L	S	3.60	4	3	5
47 Rod Beck	R	R	2.16	9	7	1
28 Kevin Rogers	L	R	2.69	5	5	1
42 Mike Jackson	R	R	3.04	5	7	1
34 Dave Burba	R	R	4.26	4	6	2
41 Bryan Hickerson	L	R	4.27	5	4	3

BATTERS	H	POS	SPD	PWR	RNG	ERR
2 Darren Lewis	R	8	6	2	7	0
6 Robby Thompson	R	4	5	6	5	8
22 Will Clark	L	3	4	5	3	14
9 Matt Williams	R	5	4	8	8	12
25 Barry Bonds	L	7	7	10	8	5
51 Willie McGee	S	9	6	3	6	5
10 Royce Clayton	R	6	5	3	2	27
8 Kirt Manwaring	R	2	1	2	1	2
45 Mark Carreon	R	9	5	5	4	2
52 Jeff Reed	L	2	3	5	1	0
14 Todd Benzinger	S	3	2	4	4	0
18 Mike Benjamin	R	4	6	4	6	1
23 Steve Scarsone	R	4	4	4	5	0
1 Dave Martinez	L	8	5	4	3	1
17 Luis Mercedes	R	9	4	4	4	0

Seattle

PITCHERS	T	POS	ERA	CTL	VEL	END
51 Randy Johnson	L	S	3.25	3	10	7
39 Erik Hanson	R	S	3.47	6	5	7
54 Tim Leary	R	S	5.06	4	2	5
29 Chris Bosio	R	S	3.46	5	4	6
35 Dave Fleming	L	S	4.36	5	2	6
37 Norm Charlton	L	R	2.37	4	9	1
52 Steve Ontiveros	R	R	1.00	4	4	1
38 Brad Holman	R	R	3.74	3	3	2
40 Jeff Nelson	R	R	4.35	2	6	1
48 Ted Power	R	R	5.39	4	4	1

BATTERS	H	POS	SPD	PWR	RNG	ERR
25 Mike Felder	S	7	6	2	4	2
5 Bret Boone	R	4	4	5	4	3
34 Ken Griffey Jr.	L	8	6	9	4	3
19 Jay Buhner	R	9	3	7	2	6
11 Edgar Martinez	R	5	4	5	4	2
23 Tino Martinez	L	3	4	6	4	3
6 Mike Blowers	R	5	4	5	3	15
0 Dave Valle	R	2	3	4	1	5
3 Omar Vizquel	S	6	4	1	7	15
3 Bill Haselman	R	2	4	5	1	2
8 Rich Amaral	R	4	5	2	4	9
8 Dave Magadan	L	5	2	2	4	9
5 Greg Litton	R	7	4	4	4	0
4 Mackey Sasser	L	7	4	3	3	3
1 Brian Turang	R	7	5	3	4	1

Toronto

	T	POS	ERA	CTL	VEL	END
66 Juan Guzman	R	S	3.99	3	7	7
41 Pat Hentgen	R	S	3.87	4	4	6
30 Todd Stottlemyre	R	S	4.85	4	3	6
34 Dave Stewart	R	S	4.44	3	4	6
47 Jack Morris	R	S	6.21	4	4	6
31 Duane Ward	R	R	2.15	6	9	1
48 Mark Eichhorn	R	R	2.74	6	4	1
50 Danny Cox	R	R	3.14	4	6	2
28 Al Leiter	L	R	4.11	3	4	3
40 Mike Timlin	R	R	4.73	3	6	1

	H	POS	SPD	PWR	RNG	ERR
24 Rickey Henderson	R	7	8	6	7	7
25 Devon White	S	8	8	5	9	3
12 Roberto Alomar	S	4	8	5	6	14
29 Joe Carter	R	9	6	8	4	4
9 John Olerud	L	3	2	7	6	10
19 Paul Molitor	R	3	6	5	4	3
1 Tony Fernandez	S	6	5	3	4	13
33 Ed Sprague	R	5	3	4	4	17
10 Pat Borders	R	2	3	3	1	13
27 Randy Knorr	R	2	3	5	1	0
4 Alfredo Griffin	S	6	5	3	4	3
22 Dick Schofield	R	6	4	2	7	4
2 Rob Butler	L	7	3	4	7	1
11 Darnell Coles	R	7	5	4	2	1
16 Turner Ward	S	7	4	4	6	1

Credits

Game Design: Michael Kosaka, Happy Keller

Programming: Duncan Meech, Paul Halmshaw, Jim Sproul

Executive Producer: Scott Orr

Associate Producer: Kevin Hogan

Assistant Producer: Ken Rogers

Graphics: Cynthia Hamilton, Terry Falls, Kendra Lammas

Sound and/or Music: Dave Whittaker, Rob Hubbard

Umpire Voice: James Bailey

Technical Director: Evan Robinson

Product Manager: Chip Lange

Package Design: E.J. Sarraille Design Group

Package Art Direction: Nancy Waisanen

Documentation: Bill Scheppler

Documentation Layout: Tom Peters

Testing Manager: Al Roireau

Product Testing: Greg Kawamura, Ted Fitzgerald, Steve Imes, Brian Reed, Michael Caldwell

Quality Assurance: Stewart Putney, Dan Gossett, Paul Armatta

Special Thanks To: Mike Schechter, James Bailey, Kyra Woody, Michael Humes

ELECTRONIC ARTS LIMITED WARRANTY

Electronic Arts warrants to the original purchaser of this Electronic Arts software product that the medium on which this computer program is recorded is free from



defects in materials and workmanship for a period of ninety (90) days from the date of purchase. This Electronic Arts software program is sold "as is," without express or implied warranty of any kind, and Electronic Arts is not liable for any losses or damages of any kind resulting from use of this program. Electronic Arts agrees for a period of ninety (90) days to replace, free of charge, any Electronic Arts software product, postage paid, with proof of purchase, at the Electronic Arts Warranty Department. This warranty is not applicable to normal wear and tear. This warranty shall not be applicable and shall be void if the defect in the Electronic Arts software product has arisen through abuse, unreasonable use, mistreatment or neglect.

LIMITATIONS—THIS WARRANTY IS IN LIEU OF ALL OTHER WARRANTIES AND NO OTHER REPRESENTATIONS OR CLAIMS OF ANY NATURE SHALL BE BINDING ON OR OBLIGATE ELECTRONIC ARTS. ANY IMPLIED WARRANTIES APPLICABLE TO THIS SOFTWARE PRODUCT, INCLUDING WARRANTIES OF MERCHANTABILITY AND FITNESS FOR A PARTICULAR PURPOSE, ARE LIMITED TO THE NINETY (90) DAY PERIOD DESCRIBED ABOVE. IN NO EVENT WILL ELECTRONIC ARTS BE LIABLE FOR ANY SPECIAL, INCIDENTAL, OR CONSEQUENTIAL DAMAGES RESULTING FROM POSSESSION, USE OR MALFUNCTION OF THIS ELECTRONIC ARTS SOFTWARE PRODUCT.

Some states do not allow limitations as to how long an

implied warranty lasts and/or exclusions or limitations of incidental or consequential damages so the above limitations and/or exclusions of liability may not apply to you. This warranty gives you specific rights, and you may also have other rights which vary from state to state.

RETURNS AFTER WARRANTY—To replace defective media after the ninety (90) day warranty period has expired, send the original cartridge to Electronic Arts' address below. Enclose a statement of the defect, your name, your return address, and a check or money order for \$20.00:

Electronic Arts
Customer Warranty
P.O. Box 7578
San Mateo, California 94403-7578

If you need to talk to someone about this product, call us at (415) 572-9448 Monday through Friday between 8:30 am and 4:30 pm, Pacific Time.

In Australia and New Zealand, contact:
Electronic Arts Pty. Limited
P.O. Box 432
Southport Qld 4215
Australia

Within Australia call:
Phone: (075) 711 811

Within New Zealand call:
Phone: +61 75 711 811
between 9am-5pm Eastern Standard Time

All software and documentation are ©1994 Electronic Arts. All rights reserved.

EA Sports, the EA Sports logo, "If it's in the game, it's in the game", 4 Way Play, and the 4 Way Play logo are trademarks of Electronic Arts.

MLBPA, Major League Baseball Players Association and the MLBPA logo are trademarks of the MLBPA and used under license by Electronic Arts ©MLBPA 1994.

Electronic Arts is an official licensee of the MLBPA.

LICENSED BY SEGA ENTERPRISES, LTD. FOR PLAY ON
THE SEGA™ GENESIS™ SYSTEM.

SEGA AND GENESIS ARE TRADEMARKS OF SEGA
ENTERPRISES, LTD.

NOTES

NOTES

NOTES

NOTES



**THIS WILL
CHANGE THE
WAY YOU PLAY.**



Choose 2 on 1:
3 on 2; 3 on 1;
4 vs. computer.

4 Way Play™ lets up to four players compete at the same time. Perfect for tournament play.

The sports games you want—the way you want to play. Only from EA SPORTS.

17405



AtariGul




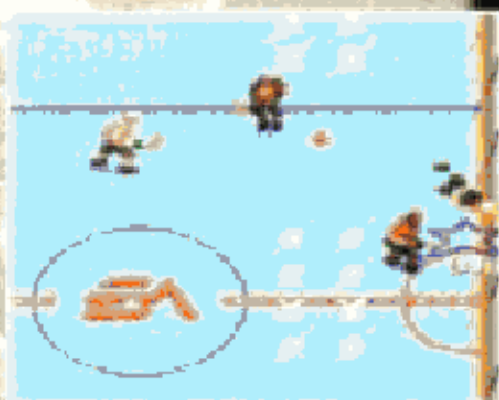
EA SPORTS™

P R E S E N T S


FIFA INTER
EA SPORTS
realistic so
ated, featur
perspective
to see the f

NHL® '94

Now for the first time ever, EA SPORTS lets you skate with the teams of the NHL AND the players of the NHLPA. NHL '94 will feature loads of new features that improve on the '93 version including 4 Way Play. Skate with 4 people using the new EA SPORTS 4 Way Play adaptor.



Other new features include updated teams and player ratings, tougher goalies and opposing defenses, new player animations, one timers and penalty shots.



AL SOCCER

s the most
 te ever cre-
 volutionary
 ows players
 their tea-
 tes while
 l being close
 the action.
 er 1800 player
 imations
 luding bicycle
 ks, slide tack-
 , diving head
 ots and lung-
 g goalies. Grab
 ree friends and play with the
EA SPORTS 4 Way Play. Go 2 on
 2 on 2 or 3 on 1 - even go 4
 ayers against the computer.



NBA™ SHOWDOWN '94

EA SPORTS
 takes basketball
 to new heights
 with **NBA Showdown '94!** All
 27 NBA teams,
 the real '93-'94
 players, Topps
 Skills Rating
 System with
 over 4500 play-
 er ratings.
 Season play,
 battery back-up to track team
 standings and league-leading stats.
 Create dream teams, call plays,
 assign match-ups on D. Hot

EA SPORTS




NBA
SHOWDOWN '94



EA GAMES™

EA MADDEN NFL™ '94

Best selling sports video game returns
 with 80 teams, including 12 all time
 wise teams. now play a full NFL season
 2 new plays, bigger players and a
 field view,
 se your
 with "bluff
 and cus-
 your audi-
 anytime.
 Play
 tibility is
 t for tour-
 t play.




streaks,
 faster
 game-
 play,
 tougher
 comput-
 er D, 4
 Way Play
 support,
 and all
 new sig-
 nature
 slams.



'94




EA SPORTS™
P R E S E N T S



Mario Andretti Racing

Through the expert guidance of Mario Andretti, compete in sprint, stock or Indy car racing. Win money, customize your car and compete against the computer or a friend. 15 tracks, 4 racing views, including split and full screen, 3 types of racing, and incredibly fast driving control make this product unique.



4 WAY PLAY™

Only from EA SPORTS. 4 Way Play lets four players compete at the same time: 2 on 1, 2 on 2, 3 on 1 or 4 against the computer. Perfect for tournament play! Look for these 4 Way Play tournament series products:



Madden NFL® '94 *NHL® '94*
Bill Walsh College Football™
FIFA International Soccer
PGA European Tour™
NBA® Showdown '94



EA
Guide