

SEGA™

GENESIS™

MEGA TURRICAN™



INSTRUCTION MANUAL

**DATA
EAST**



LICENSED BY SEGA ENTERPRISES, LTD. FOR
PLAY ON THE SEGA™ GENESIS™ SYSTEM.

WARNING: READ BEFORE USING YOUR SEGA VIDEO GAME SYSTEM.

A very small percentage of individuals may experience epileptic seizures when exposed to certain light patterns or flashing lights. Exposure to certain patterns or backgrounds on a television screen or while playing video games may induce an epileptic seizure in these individuals. Certain conditions may induce previously undetected epileptic symptoms even in persons who have no history of prior seizures or epilepsy. If you, or anyone in your family has an epileptic condition, consult your physician prior to playing. If you experience any of the following symptoms while playing a video game – dizziness, altered vision, eye or muscle twitches, loss of awareness, disorientation, any involuntary movement, or convulsions – IMMEDIATELY discontinue use and consult your physician before resuming play.



This official seal is your assurance that this product meets the highest quality standards of SEGA™. Buy games and accessories with this seal to be sure that they are compatible with the SEGA™ GENESIS™ SYSTEM.

CONTENTS

Handling Your Sega Cartridge.....	2
Getting Started.....	3
The Story So Far.....	4
Controls.....	6
Game Options.....	8
General Information.....	9
Weapons.....	10
Useful Items.....	12
Game Hints.....	14
Data East Tipline.....	15
Limited Warranty.....	16



Handling your Sega Cartridge:

The Sega Genesis Cartridge is intended for use exclusively with the Sega™ Genesis™ System.

Handle it with care. Do not bend it, crush it, or submerge it in liquids.

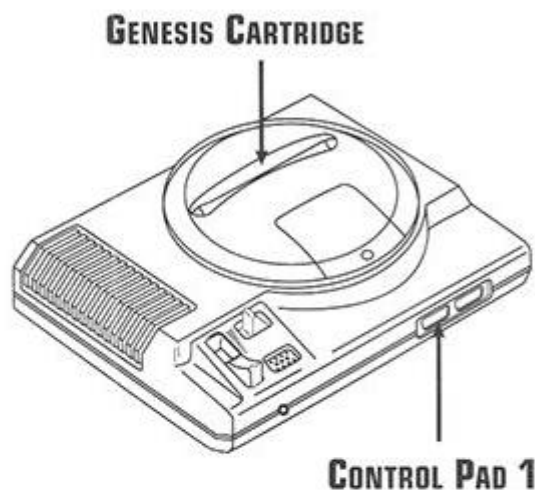
Do not leave it in direct sunlight or near a radiator or other source of heat.

Be sure to take an occasional recess during extended play, to rest yourself and the Sega Cartridge.

Warning to Owners of Projection Televisions:

Still pictures or images may cause permanent picture-tube damage or mark the phosphor of the CRT. Avoid repeated or extended use of video games on large screen projection televisions.

GETTING STARTED



- 1. Make sure that the power switch is OFF and that there is no game cartridge in your Sega Genesis System.**
- 2. Plug a Genesis Controller into the "Control 1" port on your Sega Genesis.**
- 3. Insert the MEGA TURRICAN cartridge firmly in the cartridge slot on the Genesis System and turn the system on.**
- 4. When you're ready, press the START button on your Controller to begin play.**

THE STORY SO FAR...

You are on a United Planets Freedom Forces mission when suddenly you see your worst nightmares come true again! Years ago you were the only survivor of the starship Avalon 1 when the evil "Machine" took out your comrades in an attempt to take over the galaxy. All those years ago, you sought revenge and finally destroyed your enemy. Nobody expected a return of the dark forces, but...Old memories arise again, when you hear the last message of a beautiful girl. Desperately she cries for help, as her planet is taken over by the soldiers of The Machine. Once again, as Bren McGuire, you are the leader of the Freedom Forces in a crucial mission to destroy the grasp of evil for eternity.





The Freedom Force fighters use the newest weapon technology available:

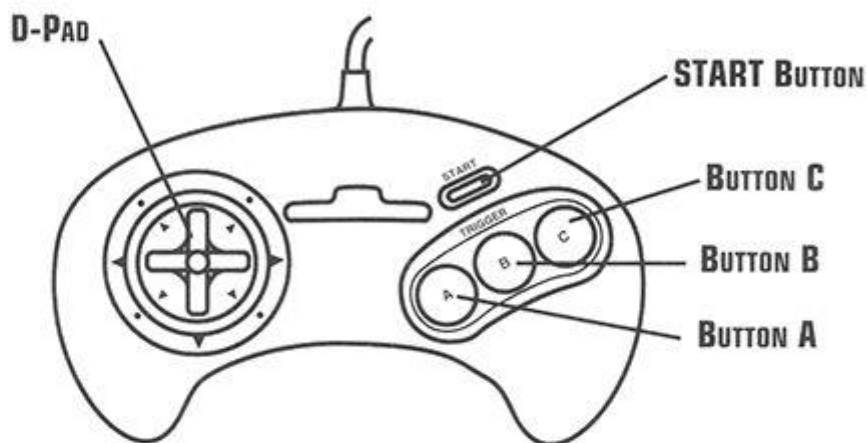
The Turrigan assault suit.

Equipped with multiple weapon capabilities and the mighty Plasma-Rope to reach even deeply hidden areas, the Turrigan assault suit gives one man the abilities of a whole army.

You have to find your way through 15 increasingly complex levels, first in the bio-mech laboratories of The Machine and later in the deep dungeons of the Alien Queen, until you're able to confront your arch-enemy. Don't hesitate to use all the powers given to you...

The challenge awaits!

CONTROLS



You control Turrican with the controller in port 1.

- Press **C** to jump.
- Press **B** to shoot.
- Press **A** to activate the Plasma-Rope, aim and let the Fire button loose to shoot off the Rope. To release the Rope from any point it is attached to, press **A**.
- To activate the Energy Wheel, duck by pressing the D-pad down and press **C**.

- **To activate the Smart Bomb, duck and press A.**
- **Press Start to pause and unpause the game at any time.**



GAME OPTIONS

If the default settings of "Mega Turrigan" don't fit your gaming habits, you can change them in the options menu. Select "OPTIONS" in the main menu by highlighting the word and press B.

Game Level

Normally you have 3 lives and 3 continues to waste. If you select "Easy," enemies are far easier to destroy but your mission will end after two worlds.

Rapid Fire

Normally you just have to press the Fire button and Turrigan will shoot automatically very fast. But if your thumbs are made of steel, try the "Rapid Fire" off mode!

Controls

If you want to change the default button settings, select the version you prefer.

Music-Test

You can select any music of the game here and hear maximum quality, without distracting sound-effects.

GENERAL INFORMATION

Losing a Life

You will lose one of your lives when all of your energy is drained. Try to collect power-ups to refill your energy.

Level Complete

To complete a level, just search until you find the final Exit at the end of the level. In a few levels, huge monsters are waiting to be destroyed.

World Complete


The game is divided into 5 worlds. Each world contains 3 levels. At the end of each world you will see a statistic which tells you how many diamonds and lives you collected in that world, and how many were left.

Game Over


If you should lose all your remaining lives, you will see the Continue Screen (if you still have one of your three continues). Select Yes to continue the game from the beginning of the world where you left off. Select No to end the game.

WEAPONS


Turrican can select between three major types of weapons by collecting flashing icons with three different colors. Each weapon can be upgraded three times. If you lose a life, your weapons will be downgraded one level.



MULTIPLE: A powerful spread shot. Very effective in the open field.



LASER: This one is good for tough enemies.




REBOUND: Very useful for enemies above or below Turrican. The rebound shoots off walls.

Homing Missile

In addition to those three weapons, Turrigan has a homing missile. Collect the icon and it will be shot off automatically with the normal shot. It searches for the nearest enemy and goes for it.

Smart Bomb

If you are in a hopeless situation, surrounded by enemies, use the Smart Bomb. It will destroy almost anything on the screen.




The Energy Wheel

If you duck and press C, Turrigan will turn into an almost invulnerable wheel of energy. In this form you can only lay mines and throw bombs in the air, but in certain situations, the wheel is very useful! If you want to transform back, just jump up. You have only limited "wheel time" which is marked by the line beneath your energy indicator. If your "wheel time" runs out, Turrigan returns to his normal form. Turrigan gets new "wheel time" every level.




USEFUL ITEMS



The Extra Container

Shoot containers to find loads of extra weapons and power-ups. In some hidden spaces you can also find extra lives.



Extra Man

Gives you one additional life.




Power-Up Heart

Gives you additional Energy.

Shield

Protects you for a limited time against enemy weapons and fire.



Diamonds

Diamonds are good for bonus points. Many are hidden in the game, so try to find them all to get the highest score.



GAME HINTS

How to become a true Freedom Forces Fighter...

- **Search the levels carefully!**
- **Extra lives are hidden everywhere!**
- **Don't forget to use the Energy Wheel. Certain places can only be reached with the Wheel.**
- **Use the Plasma-Rope to reach many hidden areas.**

GET THERE

BEFORE YOUR FRIENDS DO!

**Burnt?
Befuddled?
Bamboozled?**

Call the Data East Tipline and get insightful answers and gaming tips on all Data East games. Be the first on your block to master everything from Side Pocket to Atomic Runner.

Call 1-900-454-5HELP

.95 first minute. .75 each additional minute.

Higher Scores

Are Just A Phone Call Away!

LIMITED WARRANTY

Data East USA, Inc. warrants to the original purchaser only that the cartridge provided with this manual and the software program coded on it will perform in accordance with the descriptions in this manual when used with the specified equipment, for a period of 90 days from the date of purchase. If this program is found to be defective within 90 days of purchase, it will be replaced. Simply return the cartridge to Data East USA, Inc. or its authorized dealer along with a dated proof of purchase. Replacement of the cartridge, free of charge to the original purchaser (except for the cost of returning the cartridge) is the full extent of our liability.

THIS WARRANTY IS IN LIEU OF ALL OTHER WARRANTIES, WHETHER ORAL OR WRITTEN, EXPRESS OR IMPLIED. ALL IMPLIED WARRANTIES, INCLUDING THOSE OF MERCHANTABILITY AND FITNESS FOR A PARTICULAR PURPOSE, IF APPLICABLE, ARE LIMITED IN DURATION TO 90 DAYS FROM THE DATE OF PURCHASE OF THIS PRODUCT.

Data East USA, Inc. shall not be liable for incidental and/or consequential damages for the breach of any express or implied warranty including damage to property and, to the extent permitted by law, damages for personal injury, even if Data East USA, Inc. has been advised of the possibility of such damages. Some states do not allow the exclusion or limitation of any incidental or consequential damages or limitations on how long an implied warranty lasts, so the above limitations or exclusions may not apply to you.

This warranty shall not be applicable to the extent that any provision of this warranty is prohibited by any federal, state or municipal law which cannot be pre-empted. This warranty gives you specific legal rights and you may also have other rights which vary from state to state.

Data East USA, Inc., 1850 Little Orchard Street, San Jose, California 95125.
(408) 286-7080.

SPECIAL THANKS TO:

Jonathan Seidenfeld

David Hoffman

Brian Balistreri

Sirus Ahmadi

Factor 5

Patents: U.S. #'s 4,442,486/4,454,594/4,462,076/4,026,555; Europe #80244; Canada #'s 1,183,276/1,082,351; Hong Kong # 88-4302; Germany # 2,609,826; Singapore # 88-155; U.K. # 1,535,999; France # 1,607,029; Japan #'s 1,632,396/82-205605 (Pending).



1850 LITTLE ORCHARD ST.
SAN JOSE, CA 95125

© 1994 DATA EAST USA, INC.

SEGA AND GENESIS ARE TRADEMARKS
OF SEGA ENTERPRISES, LTD.
ALL RIGHTS RESERVED.

PRINTED IN JAPAN