



# TOMB RAIDER

## THE LAST REVELATION



- Exclusive graphical enhancements and sound effects for Sega Dreamcast™
- Explore tombs as a teenage Lara Croft discovering her roots as an adventurer
- New inventory system: combine accessories to enhance weapons, change ammo and solve puzzles
- Highly interactive environments: light torches, swing from ropes and kick down doors





## WARNINGS Read Before Using Your Sega Dreamcast Video Game System

### CAUTION

Anyone who uses the Sega Dreamcast should read the operating manual for the software and console before operating them. A responsible adult should read these manuals together with any minors who will use the Sega Dreamcast before the minor uses it.

### HEALTH AND EPILEPSY WARNING

Some small number of people are susceptible to epileptic seizures or loss of consciousness when exposed to certain flashing lights or light patterns that they encounter in everyday life, such as those in certain television images or video games. These seizures or loss of consciousness may occur even if the person has never had an epileptic seizure.

If you or anyone in your family has ever had symptoms related to epilepsy when exposed to flashing lights, consult your doctor prior to using the Sega Dreamcast.

In all cases, parents should monitor the use of video games by their children. If any player experiences dizziness, blurred vision, eye or muscle twitches, loss of consciousness, disorientation, any involuntary movement or convulsion, IMMEDIATELY DISCONTINUE USE AND CONSULT YOUR DOCTOR BEFORE RESUMING PLAY.

To reduce the possibility of such symptoms, the operator must follow these safety precautions at all times when using the Sega Dreamcast.

- Sit a minimum of 6.5 feet away from the television screen. This should be as far as the length of the controller cable.
- Do not play if you are tired or have not had much sleep.
- Make sure that the room in which you are playing has all the lights on and is well lit.
- Stop playing video games for at least ten to twenty minutes per hour. This will rest your eyes, neck, arms and fingers so that you can continue comfortably playing the game in the future.

### OPERATING PRECAUTIONS

To prevent personal injury, property damage or malfunction:

- Before removing the disc, be sure it has stopped spinning.
- The Sega Dreamcast GD-ROM disc is intended for use exclusively on the Sega Dreamcast video game system. Do not use this disc in anything other than a Sega Dreamcast console, especially not in a CD player.
- Do not allow fingerprints or dirt on either side of the disc.
- Avoid bending the disc. Do not touch, smudge or scratch its surface.
- Do not modify or enlarge the center hole of the disc or use a disc that is cracked, modified or repaired with adhesive tape.
- Do not write on or apply anything to either side of the disc.
- Store the disc in its original case and do not expose it to high temperature and humidity.
- Do not leave the disc in direct sunlight or near a radiator or other source of heat.
- Use lens cleaner and a soft dry cloth to clean the disc, wiping gently from the center to the edge. Never use chemicals such as benzene and paint thinner to clean the disc.

### PROJECTION TELEVISION WARNING


Still pictures or images may cause permanent picture tube damage or mark the phosphor of the CRT. Avoid repeated or extended use of video games on large-screen projection televisions.

### SEGA DREAMCAST VIDEO GAME USE

This GD-ROM can only be used with the Sega Dreamcast video game system. Do not attempt to play this GD-ROM on any other CD player; doing so may damage the headphones and/or speakers. This game is licensed for home play on the Sega Dreamcast video game system only. Unauthorized copying, reproduction, rental, or public performance of this game is a violation of applicable laws. The characters and events portrayed in this game are purely fictional. Any similarity to other persons, living or dead, is purely coincidental.

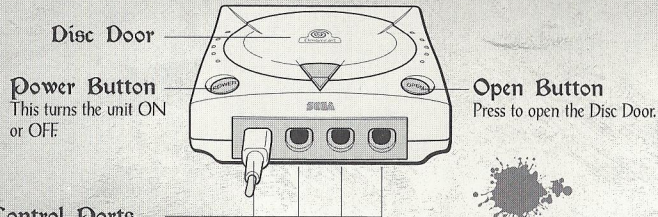
## CONTENTS

- 2 Sega Dreamcast™
  - Starting a Game
  - Jump Pack
  - Soft Reset
  - Handling Menu Screens
  - Main Menu
  - Options Menu
  - Prize Box
- 5 Default Controls
- 6 A World Without Hope
- 8 Characters
- 12 Combat Moves
- 14 On-Screen Display
- 15 Berserk Mode
- 16 Special Features
- 17 Saving & Loading Games
- 18 Credits





# SEGA DREAMCAST™

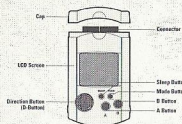


## Control Ports

Use these ports to connect the Sega Dreamcast™ controller or other peripheral equipment. From left to right are Control Port A, Control Port B, Control Port C, and Control Port D. **GUTS' RAGE** uses Control Port A.

## Starting a Game

To save game settings and results and to continue play on previously saved games, insert a Visual Memory Unit (VMU) into slot 1 of the controller BEFORE turning on the Sega Dreamcast.



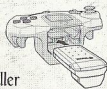
1. Insert the **GUTS' RAGE** CD-ROM into the Sega Dreamcast and close the Disc Door. Press the Power Button to turn the unit ON.
2. From the Title screen, use the Analog Thumb Pad or Directional Button to highlight **NEW GAME**, and press the A Button.

3. To continue a saved game, highlight **LOAD GAME** and press the A Button. Highlight the saved game you want to play and then press the A Button.

(When you load a saved game, the game will scan for a VMU and check its data. If you don't have a VMU inserted, follow the on-screen directions to play without a VMU.)

## Jump Pack

**GUTS' RAGE** supports the Jump Pack vibration peripheral. When inserted into the Expansion Socket of a Sega Dreamcast controller or other compatible peripheral equipment, the Jump Pack provides a vibration effect that can considerably enhance the game play experience.



## Soft Reset

To return to the Title screen at any point during game play, simultaneously press and hold the A, B, X, Y and START Buttons. This will cause the Sega Dreamcast to soft-reset the software and display the Title screen.

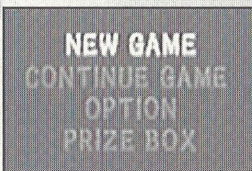
## Handling Menu Screens

Use either the Analog Thumb Pad or Directional Button (D-Button) for menu navigation. Press the A Button to confirm your selection.

## Main Menu

The Main Menu offers the following choices:

- NEW GAME** – Start new game at the selected difficulty level.
- LOAD/CONTINUE GAME** – Load a previously saved game.
- OPTION** – Save/load game data and reconfigure selected game settings.
- PRIZE BOX** – Access special game features.



## Options Menu

The Options Menu offers these choices:

- FILE** – Save or load your current game.
- KEY CUSTOMIZE** – Redefine the button controls. Selecting "Preset" resets the default controls.
- DIFFICULTY** – Set the game challenge to Easy, Normal or Hard Mode. This option affects enemy strength and attack accuracy.
- VIBRATION** – Activate vibration feedback (when using a Jump Pack).
- AUDIO** – Choose stereo or monaural output.
- BGM TEST** – Cycle through in-game music tracks. Press the A Button to play the selected track.
- GAMMA** – Adjust the in-game brightness.
- EXIT** – Return to the Main Menu.



## Prize Box

The prize box contains game secrets and new play modes that you unlock by completing the game at each difficulty level.

**WORLD** – An encyclopedia of the game world. (Available at game start.)

**GALLERY** – View all character trading cards. (A new card is added when you complete a stage in the Battle Arena; see below.)

**MOVIES** – View all the game movies. (A new selection is added whenever you complete a difficulty level.)


**PUCK'S GAME** – Play as Puck against the evil Mandragora plants. (This option becomes available when you finish Easy Mode.)

**BATTLE ARENA** – Play against level bosses and record the high score. (This option becomes available when you finish Normal Mode.)

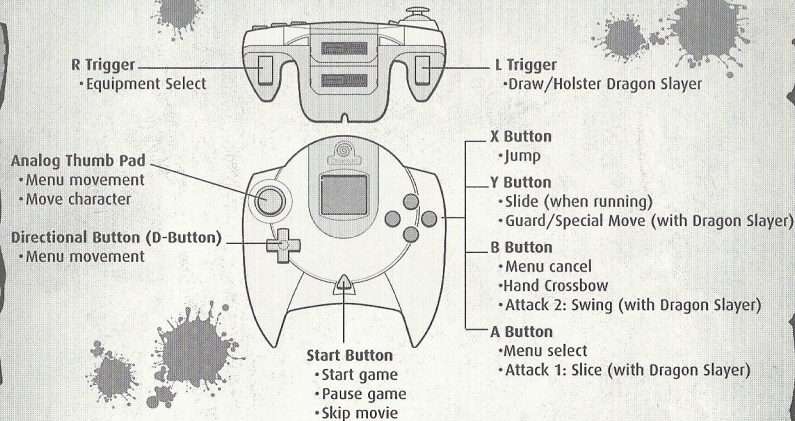
**STAGE SELECT** – Start at any point in the game. (This option becomes available when you finish Hard Mode.)

**NO LIMIT MODE** – Play the game with unlimited Ammo. (This option becomes available when you finish the Hard difficulty level.)

**EXIT** – Return to the Main Menu.



## DEFAULT CONTROLS





- Never touch the Analog Thumb Pad or L/R Triggers while turning the Sega Dreamcast power ON. Doing so may disrupt the controller initialization procedure and result in malfunction. If the Analog Thumb Pad or L/R Triggers are accidentally moved while turning the Sega Dreamcast power ON, immediately turn the power OFF and then ON again, making sure not to touch the controller.
- To return to the Title screen at any point during game play, simultaneously press and hold the A, B, X, Y and START Buttons. This will cause the Sega Dreamcast to soft-reset the software and display the Title screen.
- You can change the default buttons using the Key Customize option in Option mode. See page 3.



## A WORLD WITHOUT HOPE



Guts (Guts to his friends) and Casca are the only survivors of a band of highly trained and feared mercenaries – the Hawks. The Hawks were slaughtered by the supernatural warrior clan, ominously known as the “God Hand.” In that final epic battle, Casca’s sanity was traumatically scarred by the carnage she witnessed. Even Guts’ love cannot free her mind. Now Guts roams the land searching for his destiny, a cure for his beloved Casca, and to exact revenge against the God Hand’s minions.



As Guts and Casca enter a region ravaged by years of wars and famine, a vile plague is sweeping the land. It has struck fear in peasants, townsfolk and nobles alike. Even the armies dread this approaching pestilence.

The threat is embodied in a horde of parasitic plants. Named Mandragora, these plants attach to humans and soon transform them into grotesque creatures – the Mandragorans. Once attached, the plants control all the actions of their unwilling hosts.

Little is known about Mandragora and its minions. But a strange voice was heard rising from the ground as Mandragora uprooted itself, and the aggressiveness of its attacks is legendary. Most of the land is now contaminated by these creatures. Rumor has it they congregate in a village near the castle protected by a nun.

Baron Balzac of this Kingdom is much feared for his skill in battle. But now he seems distracted as he searches for an antidote for the Mandragora plague. Can he dare to hope ...



# CHARACTERS



**G**uts (Gattsu) is one of only two people to survive the solar eclipse massacre at the mercy of the God Hand's minions. He now wanders the world seeking revenge against them, armed with the mighty Dragon Slayer sword.

Guts was branded with a mark as he fled the God Hand's massacre. The brand serves as a tracking device for the God Hand, but it also forewarns of danger and imparts Guts' Berserk rage. It will change and bleed as God Hand draws nearer or when the minions perform a human sacrifice.



**T**he Dragon Slayer is a fearsome 7-foot sword crafted for Guts by Godo the master metallurgist in appreciation for saving his life. Guts swings it with deadly accuracy, but because of its length it can catch on walls in narrow halls.



**O**nce Casca was the feared leader of the Hawks. But the God Hand's massacre left her so severely traumatized that it drove her to madness. Her total recovery is in doubt. Only Guts' love may save her.




**P**uck is Guts' diminutive fairy partner. By nature cheerful and easily elated, Puck is a valuable elfin friend.






**R**ita is a traveling performer, perhaps of gypsy descent. An adept knife handler, she learned this talent as part of her performance. This fascinating street-artist is a strong-willed ally.



**B**aron Balzac is the tyrannical ruler of the Kingdom infested by Mandragora's minions. He is wise and strong, but his motives are clouded.



**E**rika is the caregiver for Mandragora's victims. A woman of deep spiritual faith and compassion, she is opposed to Balzac's atrocity toward those afflicted by Mandragora.

## Sword of the Berserk: Guts

Name \_\_\_\_\_

Address \_\_\_\_\_

City \_\_\_\_\_ State \_\_\_\_\_

Phone (\_\_\_\_) \_\_\_\_\_ E-mail \_\_\_\_\_

Is this your first Eidos purchase?

Yes  No

How did you hear about this game?

Friend  Sales Clerk

Magazine ad  TV ad

Game Review  Internet

Demo Disc  Rental

Saw on Shelf  Other \_\_\_\_\_

Tell us about yourself:

Gender  M  F

Date of Birth M \_\_\_\_ D \_\_\_\_ Y \_\_\_\_

What type of games do you prefer?

Adventure  Action

Fighting  Role Playing

Simulation  Sports

Racing

Which publications do you regularly read?

Official Sega Dreamcast™ Magazine

EGM  Spin

Game Fan  Game Pro

Next Generation  PS Extreme

Marvel Comics  DC Comics

Incite  Details

Maxim

Did you rent this game before purchasing it?

Yes  No

Which systems do you own?

PlayStation® game console

Sega Dreamcast™  Pentium PC

Game Boy® Color  Nintendo® 64

Where did you purchase this game?

Mass merchant (i.e. Walmart, Target)

Software specialty (i.e. EB, Babbage's)

Mail Order

Toy Store

Internet (i.e. eToys)

Do you have access to the internet?

Yes  No



s' Rage™

\_\_\_\_\_

\_\_\_\_\_

Zip \_\_\_\_\_

es, check the websites below that you  
gularly visit.

eidos.com

videogames.com  CNET.com

sega.com  Other \_\_\_\_\_

IGN.com

What was the main reason you purchased  
this game?

Magazine Review  Played Demo

Print Advertising  Packaging

TV Advertising  Price

Sales clerk recommended


Recommended by friend

Other \_\_\_\_\_


How would you rate this game?

A  B  C  D

**check out  
our online  
contests  
at  
eidos.com  
and enter to  
win!**



**U**nteth is the leader of the underground resistance against Balzac. Strong and wise, he wants to find a cure for the plague in order to save his son.



**J**ob is Rita's former traveling companion. A gentle giant of a man, he used to assist Rita in her street performances until he became possessed by one of Mandragora's minions (which attached itself to his chest).



**N**osferatu Zoddo, one of the oldest living servants of God Hand, has taken a liking to this region. He has assumed the form of a Minotar and has become a formidable creature (who some say is the vessel of Griffith).



# COMBAT MOVES

## Without Dragon Slayer GUARD

Y Button (with or without Dragon Slayer) – Deflect most attacks or reduce their damage.

## SIDESTEP

Y Button + Analog Thumb Pad – Move Guts left or right.

## KNIFE THROW

R Trigger hold + A Button – Throw knives (unlimited ammo).

## HAND CANNON

R Trigger hold + Y Button – Fire powerful cannon blasts toward facing direction.

## FAIRY DUST (Health)

R Trigger + X Button – Regain full health.

## GRENADES

R Trigger + B Button – Short range toss.

## HAND CROSSBOW

B Button – Fire hand crossbow with auto target.\*  
B Button while running – Fire hand crossbow in a sweep pattern.\*

## RUNNING TACKLE

A Button while running.\*

## SLIDE TACKLE

Y Button while running.

## QUICK SWORD DRAW

X + A Buttons.

\*While Dragonslayer is sheathed.

## With Dragon Slayer

### UNSHEATHE/SHEATHE SWORD

L Trigger – Unleash a minor short-range attack.

### SLICE

A Button.

### SWING

B Button.

### BLOCK/GUARD

Y Button – Sidestep with Analog Thumb Pad left or right.

### POWER SLICE COMBO

Hold A Button and release.

### POWER SWING COMBO

Tap B Button 3 times.

### SLIDE TACKLE

Y Button while running.


### JUMPING SLICE

Press X Button, then A Button while in mid-air for deadly downward jumping slice attack.





## ON-SCREEN DISPLAY



- 1 Cuts' Health Meter. Bosses will have a similar health meter, located at the bottom center of the screen.
- 2 Cuts' Berserk Meter. See page 15 for explanation.
- 3 Health Vial shows number of uses.
- 4 Hand Cannon shows ammo remaining.
- 5 Grenade shows ammo remaining.
- 6 Throwing Dagger has unlimited ammo.

Note: The Hand Crossbow also has unlimited ammo.

## BERSERK MODE




During combat, with every successful attack or every blow Cuts receives, his Berserk meter increases. Once the gauge fills up, Cuts will go "Berserk." His eyes will glow with bloodlust and the screen will redden. During this brief time, Cuts' speed will increase and his attacks will be extremely powerful. While Cuts is Berserking, enemy attacks will inflict less damage to him.



## SPECIAL FEATURES

### Button Timer Sequences

During certain movie sequences, you can determine Guts' fate by pressing the button displayed in an on-screen prompt.



### Multiple Paths

In certain areas of the castle, Guts can access shortcuts or different routes by slashing through doors or barricades.

### Stage Save

Within the game, there are 3 automatic save stages. When you complete a save stage, a notification screen appears. After this happens, if your character loses all his lives, you will not have to start from the beginning of the game, only from the last save stage.

### Lives Per Stage

You have a limited number of Lives (Continues) per stage. When you use a Life to continue a stage, your equipment ammo will be replenished. Once all Lives are spent, you will restart at the beginning of the current stage. The allotment of lives is 7 for Easy Mode, 10 for Normal Mode, and 13 for Hard Mode.

## SAVING & LOADING GAMES

In order to save, you must have a VMU (Visual Memory Unit) in slot 1 of your controller. The controller needs to be inserted into Control Port A.

### Saving Games

You can save the game from the in-game Pause Menu. To do this, press START, select QUIT GAME and then choose SAVE GAME. (While saving game data, never turn OFF the Sega Dreamcast power, remove the VMU or disconnect the controller.)

Note: When saving, you ONLY save the current stage you have reached, and not the current level you were playing.

### Loading Save Games

You can load saved games from the Load Game or Options selections on the Main Menu. (See page 3.)



# CREDITS

## Eidos Japan

Managing Director  
Executive Producer  
Producer  
Localization Coordinator  
QA Manager

Satoshi Honda  
Toshiyuki Nagai  
Takashi Yamaguchi  
Masashi Oba  
Takashi Iwama

## Eidos Interactive

Producer  
Product Manager  
PR Specialist  
QA Manager  
Lead Tester  
Tester  
Manual  
Voice Director and Casting  
Voice Actors

Eric Adams  
Matthew Knoles  
Greg Rizzer  
Brian King  
Lars Bakken  
Shiloh Anacleto  
Eric Adams and Carol Ann Hanshaw

Kris Zimmerman  
Cuts: Michael Bell  
Puck: Cam Clarke  
Rita/Annette: Paula Tizo  
Casca/Eriza: B.J. Ward  
Dunteth's Wife: Suzanne Blakesley  
Balzac: Earl Boen  
Dunteth/Cyove: Paul Edding  
Zoddo: Peter Lurie

## Special Thanks

James Poole, Nick Earl, Mike Schmitt and Ken Schmidt  
Screen Music Studios (L.A.)  
Black Sun Over Midland website

## Japan Development and Production

Executive Producers  
Hozumi Yoshida, Hisashi Suzuki,  
Yukinori Taniguchi (YUKES)  
Producer  
Ichiro Sugiyama  
International Coordinator  
Ricky K. Tanimoto  
Executive Supervisor  
Kentarou Miura (STUDIO GAGA)  
Original Scenario Written & Character Designed by  
Kentarou Miura (STUDIO GAGA)  
BERSERK (*Young Animal*) published by Hakusensha

Product Supervisor  
Akira Shimada  
Scenario Writer  
Tsuyoshi Tamai  
Quality Check Director  
Takashi Suzuki  
Director  
Yoshio Togiya  
Planning Director  
Norifumi Hara  
Planners  
Susumu Nakamoto, Nozomi Hanai  
Tatsuhiko Sugimoto, Hiroki Ueno,  
Takanori Yoshioka  
Art Director  
Yoshio Togiya  
3D Character Creators  
Makoto Yamamoto, Yuki Asano,  
Taichi Higashino, Katsushi Baba  
Background Creators  
Kyohei Hosomi, Chiyo Amari,  
Satoshi Ueda, Takashi Komiyama,  
Naomi Obama  
3D Animation Director  
Takashi Komiyama  
3D Animation Creators  
Masahiro Nakatani, Maiko Hayaishi,  
Yoshihiro Tamura, Kanako Hayashi,  
Masataka Yamada

The story and characters in *GUTS' RAGE* originate from the "Kenpuu Denki BERSERK" manga written by Kentaro Miura and serialized in *Young Animal* magazine.



Interface Designer  
Visual Effect Designer  
Technical Support

Executive Sound Producer  
Music Director (Supervisor)  
Sound Engineer  
Management

Supervisor  
Sound Director  
Composers  
Sound Engineers  
Planning Coordinator  
Special Thanks

Chiyo Amari  
Takashi Komiyama  
Takashi Hashiki, Syuji Matsudaira,  
Masaki Izuoka  
Susumu Hirasawa  
Kentarou Miura (STUDIO GAGA)  
Masanori Chinzei  
Rihito Yumoto (CHAOS UNION),  
Mika Hirano (CHAOS UNION),  
Osamu Sunami, Hiroshi Kubota,  
Yutaka Takahashi (MARINE ENTERTAINMENT),  
Koichi Kikuchi (MARINE ENTERTAINMENT),  
Mina Otsuka (MARINE ENTERTAINMENT)  
Akira Shimada  
Masaya Imoto  
Masaya Imoto, Hiromi Murakami  
Kouji Yamada, Hiroaki Funane  
Takanari Oshida (TITANS ENTERTAINMENT)  
Yuko Neta, Nobuo Wada, Atsushi Tutumi, Takaichi  
Satou, Toshihiro Sakamoto, Yukihiko Yoshida,  
Katsuya Kashiwagi, Kouichi Ikeda, Hiroaki Tomita,  
Sayuri Ohkawa, Momoko Sekine, Naoko Oikawa,  
Miwa Togashi, Mika Nomura, Hirofumi Sugawara,  
Ayako Mori, Osamu Sunami, Kiyotaka Azuma,  
Shinya Masuda, Minoru Nagano, Hiromi Furuta,  
Takashi Kosono, Takashi Terasoma, Kentarou Miura  
(STUDIO GAGA), HAKUSENSHA Inc., VAP  
INC., NIPPON TELEVISION NETWORK  
CORPORATION, YUKE'S Co., Ltd, ASCI

#### EIDOS INTERACTIVE LIMITED WARRANTY

EIDOS Interactive warrants to the original purchaser that this EIDOS Interactive disc is free from defects in materials and workmanship for a period of ninety (90) days from the date of purchase. This EIDOS Interactive disc is sold "as is" without expressed or implied warranty of any kind, and EIDOS Interactive is not liable for any losses or damages of any kind resulting from use of this program. EIDOS Interactive agrees for a period of ninety (90) days to either repair or replace, at its option, free of charge, any EIDOS Interactive disc, postage paid, with proof of date of purchase, at its Factory Service Center.

This limited warranty is not applicable to normal wear and tear. This limited warranty shall not be applicable and shall be void if the defect in the EIDOS Interactive disc has arisen through abuse, unreasonable use, mistreatment or neglect. This limited warranty is in lieu of all other warranties and no other representations or claims of any nature shall be binding on or obligate EIDOS Interactive.

#### ESRB RATING

This product has been rated by the Entertainment Software Rating board. For information about the ESRB rating, or to comment about the appropriateness of the rating, please contact the ESRB at 1-800-771-3772.

Sega is registered in the US Patent and Trademark Office. Sega Dreamcast, the Dreamcast Swirl, are trademarks of SEGA. Sega of America, P.O. Box 7639, San Francisco, CA 94120. All Rights Reserved. Programmed in Japan. Made and printed in the USA. WARNING: Operates only with NTSC televisions and Sega Dreamcast systems purchased in North and South America (except Argentina, Paraguay and Uruguay). Will not operate with any other televisions or Sega Dreamcast systems. Product covered under one or more of the following U.S. Patents: 5,460,374; 5,525,770; 5,627,895; 5,688,173; 4,442,486; 4,454,594; 4,462,076; Re. 35,839; Japanese Patent No. 2870538, (Patents pending in U.S. and other countries); Canada Patent No. 1,183,276. The ratings icon is a trademark of the Interactive Digital Software Association.

Any implied warranties of merchantability and fitness for a particular purpose are limited to the ninety (90) day period described above. In no event will EIDOS Interactive be liable for any special, incidental or consequential damages resulting from possession, use or malfunction of this disc.

Some states do not allow limitation as to how long an implied warranty lasts and/or exclusions or limitations of incidental or consequential damages, so the above limitations and/or exclusions of liability may not apply to you. This warranty gives you specific legal rights, and you may also have other rights which vary from state to state.

For warranty support please contact our Customer Support department at (415) 547-1244. Our staff is available Monday through Friday, 9:00 am to 5:00 pm Pacific Time. You are responsible for all toll charges. **Please note Customer Support Representatives will not provide game hints, strategies or codes.**