



AMERICAN VIDEO
ENTERTAINMENT™

Note! In the interest of product improvement, specifications and design are subject to change without prior notice. PYRAMID © 1990 American Video Entertainment, Inc. Game program and graphics are property of American Video Entertainment, Inc. and may not be copied or duplicated in any way for any purpose.

Video stores that rent game cartridges have permission to freely copy this instruction manual.
Nintendo & Nintendo Entertainment System are trademarks of Nintendo of America Inc.

Address all correspondence to: American Video Entertainment, Inc., 1348 Ridder Park Drive, San Jose, CA 95131

PYRAMID™



INSTRUCTION MANUAL

Thank you for purchasing PYRAMID, another exciting video game from American Video Entertainment, Inc. Our seal of quality guarantees challenging, affordably priced software for play on the Nintendo Entertainment System*.



TABLE OF CONTENTS

Introduction	1
Playing Pyramid	2
Game Control	3
The Game	4
Tons of Fun	5
Hints	6
Precautions	7
Warranty	8

*Nintendo and Nintendo Entertainment System are Trademarks of Nintendo of America, Inc.

CHALLENGE THE EGYPTIAN QUEEN OF FUN!

My name is Dr. Otto Spetalbonky, on this day August 19, 1992, we have made what may be the most profound archeological discovery of the 20th century! Near the Nile River in the Valley of Shadow we have uncovered the tomb of Queen Lera-Di'-ty, the mysterious Queen of fun.



For years I have searched in vain for proof that King Tut was the first to develop music similar to todays Rock & Roll. My quest has instead lead to unequivocal proof that ancient Egyptians were the first to play games.

PLAYING PYRAMID IS EASY

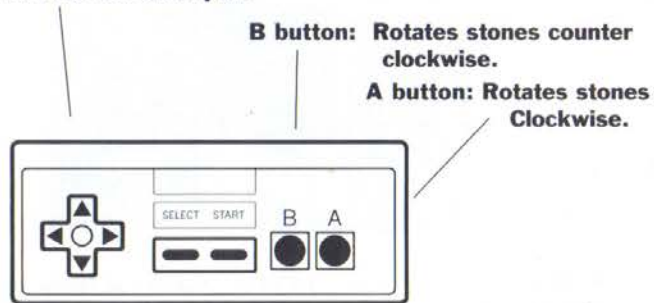
There is just one rule; don't let the pit fill up with stones.

As each stone falls it must be turned, twisted, and carefully fit together. As the great pyramids the stones must fit together so precisely that not even a feather could fit between the cracks. Every time a line is completed it will vanish into the dry desert air

Queen Lera-Di'-ty's game craftsmen were extraordinarily skilled and provided the player with bombs that can be used to blow-up stones that don't fit exactly.

GAME CONTROL

The direction pad is used to move your stones left and right. By pressing down you can increase the speed that the stone falls. Pressing up and the B button at the same time will launch a bomb that can be directed with the direction pad.




Select: Music On/Off

Start: Begins new game/Pause game.

THE GAME

BOMBS: Displays the number of bombs you have available.

NEXT: Shows the shape of the next stone to fall.

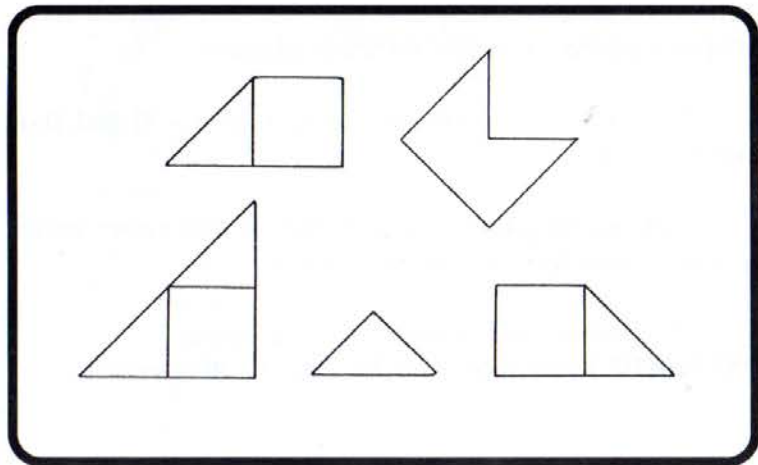


LINE: Counts the number of lines you have completed.

LEVEL: Number of levels completed. Each Level is made up of 20 lines.

TONS OF FUN

These are the 5 different shaped stones in PYRAMID.



HINTS

- * Some stones fit together easily and can be used almost anywhere. Others are much harder to place. You can use smaller stones to prepare places for the difficult stones.
- * For every 20 lines completed you will get five more bombs.
- * Getting two lines completed at the same time will give you one additional bomb.
- * There are other secrets to playing **PYRAMID**, but they are for you to discover.

PRECAUTIONS

Games have been around for thousands of years. Ancient legends speak of a few simple precautions that if followed could preserve your game cartridges forever.



1. Do not expose cartridge to extreme heat or cold.

2. Never hit or drop game cartridge.



3. Do not touch or allow connector terminal to get wet.



This cartridge contains no user serviceable parts. Never disassemble as this voids all warranties.

Compliance with FCC Regulations.

This equipment generates and uses radio frequency energy and if not installed and used properly, that is, in strict accordance with the manufacturer's instructions, may cause interference to radio and television reception. It has been type tested and found to comply with the limits for a Class B computing device in accordance with the specifications in Subpart J of Part 15 of FCC rules, which are designed to provide reasonable protection against such interference in a residential installation. However, there is no guarantee that interference will not occur in a particular installation. If this equipment does cause interference to radio or television reception, which can be determined by turning the equipment off and on, the user is encouraged to try to correct the interference by one or more of the following measures:

- Reorient the receiving antenna.
- Relocate the NES with respect to the receiver.
- Move the NES away from the receiver.
- Plug the NES into a different outlet so that computer and receiver are on different circuits.

If necessary, the user should consult the dealer or an experienced radio/television technician for additional suggestions. The user may find the following booklet prepared by the Federal Communications Commission helpful:

How to Identify and Resolve Radio-TV Interference Problems.

This Booklet is available from the U.S. Government Printing Office, Washington, D.C. 20402, Stock No. 004-000-00345-4.

American Video Entertainment 90-Day Limited Warranty.

AMERICAN VIDEO ENTERTAINMENT, INC. warrants to the original purchaser of this software product that the medium on which this computer program is recorded is free from defects in material and workmanship for a period of ninety (90) days from date of purchase. AMERICAN VIDEO ENTERTAINMENT, INC. agrees to either repair or replace at its option, free of charge, any AMERICAN VIDEO ENTERTAINMENT, INC. software product. Before any returns are accepted you must call our warranty department (408-453-8088) for a return authorization number. You may then return the product postage paid, together with the return authorization number, sales slip or similar proof of purchase.

THIS WARRANTY IS NOT APPLICABLE TO NORMAL WEAR AND TEAR. THIS WARRANTY SHALL NOT BE APPLICABLE IF A DEFECT ARISES OUT OF ABUSE, UNREASONABLE USE, MISTREATMENT OR NEGLIGENCE OF THE SOFTWARE PRODUCT. THIS WARRANTY IS IN LIEU OF ALL OTHER WARRANTIES, WHETHER ORAL OR WRITTEN, EXPRESS OR IMPLIED. ANY IMPLIED WARRANTIES OF MERCHANTABILITY AND FITNESS FOR A PARTICULAR PURPOSE ARE HEREBY EXCLUDED. THIS WARRANTY IS LIMITED TO THE 90 DAY PERIOD DESCRIBED ABOVE AND IN NO EVENT SHALL AMERICAN VIDEO ENTERTAINMENT, INC. BE LIABLE FOR CONSEQUENTIAL OR INCIDENTAL DAMAGES RESULTING FROM THE BREACH OF ANY EXPRESS OR IMPLIED WARRANTIES RELATING TO THE SOFTWARE PRODUCT.

The provisions of this warranty are valid in the United States only. Some states do not allow limitations on how long an implied warranty lasts or exclusion of consequential or incidental damages, so the above limitations and exclusion may not apply to you. This warranty gives you specific legal rights, and you may also have other rights which vary from state to state.

FREE GAMES!

American Video Entertainment Video Game Registration Card

Fill out this card, send it in, and we'll enter your name in our monthly drawing for a free game.

--	--

First Name

Last Name

--

Street Address

--	--	--	--

City

State

Zip Code

Age

--	--	--	--	--	--	--	--	--	--

Area Code & Phone Number

Thank you for purchasing PYRAMID. Please take a moment to answer these questions:

How many video games do you own? _____

How many of them are American Video Entertainment games? _____

Please rate the following aspects of the game (10 = excellent, 1 = poor):

Playability: 10 9 8 7 6 5 4 3 2 1 *Action:* 10 9 8 7 6 5 4 3 2 1

Graphics: 10 9 8 7 6 5 4 3 2 1 *Overall Rating:* 10 9 8 7 6 5 4 3 2 1

Where did you hear about this particular game?

In a store From a friend An advertisement Press review Other: _____

Send this card to: American Video Entertainment, Inc., 1348 Ridder Park Drive, San Jose, CA 95131.