

NUS-NMEE-USA

# MACE™

## THE DARK AGE

INSTRUCTION BOOKLET

**MIDWAY**

MIDWAY HOME ENTERTAINMENT INC.  
1800 SOUTH BUSINESS HIGHWAY 45  
CORNICANA, TX 75110  
[www.midway.com](http://www.midway.com)

MACE™, THE DARK AGE™ ©1997 ATARI GAMES CORPORATION. ALL RIGHTS RESERVED. MIDWAY IS A REGISTERED TRADEMARK OF MIDWAY GAMES INC. MACE - THE DARK AGE AND ALL CHARACTER NAMES ARE TRADEMARKS OF ATARI GAMES CORPORATION. DISTRIBUTED BY MIDWAY HOME ENTERTAINMENT INC. UNDER LICENSE.

PRINTED IN JAPAN

**EmuMovies**



**MIDWAY**



## WARNINGS

**WARNING: PLEASE READ THE ENCLOSED CONSUMER INFORMATION AND PRECAUTIONS BOOKLET CAREFULLY BEFORE USING YOUR NINTENDO® HARDWARE SYSTEM, GAME PAK OR ACCESSORY. THIS BOOKLET CONTAINS IMPORTANT SAFETY INFORMATION.**

**THIS PRODUCT HAS BEEN RATED BY THE ENTERTAINMENT SOFTWARE RATING BOARD. FOR INFORMATION ABOUT THE ESRB RATING, OR TO COMMENT ABOUT THE APPROPRIATENESS OF THE RATING, PLEASE CONTACT THE ESRB AT 1-800-771-3772**

### ***MIDWAY CUSTOMER SUPPORT***

**903 874-5092**

**10:00am - 6:30pm - Central Time  
Monday - Friday**



LICENSED BY NINTENDO

NINTENDO, THE OFFICIAL SEAL, NINTENDO 64 AND THE 3-D "N" LOGO ARE TRADEMARKS OF NINTENDO OF AMERICA INC. ©1996 NINTENDO OF AMERICA INC.

THIS OFFICIAL SEAL IS YOUR ASSURANCE THAT NINTENDO HAS APPROVED THE QUALITY OF THIS PRODUCT. ALWAYS LOOK FOR THIS SEAL WHEN BUYING GAMES AND ACCESSORIES TO ENSURE COMPLETE COMPATIBILITY. ALL NINTENDO PRODUCTS ARE LICENSED BY SALE FOR USE ONLY WITH OTHER AUTHORIZED PRODUCTS BEARING THE OFFICIAL NINTENDO SEAL OF QUALITY.

## TABLE OF CONTENTS

Getting Started . . . . .	2
Control Stick Function . . . . .	3
Controller . . . . .	4
Default Controls . . . . .	5
Options . . . . .	6
Control Configure . . . . .	7
Warrior Select . . . . .	8
The Arena . . . . .	9
The History . . . . .	10-11
The Warriors . . . . .	12-33
Scoring . . . . .	34
Winning Streaks . . . . .	35
Credits . . . . .	36
Warranty . . . . .	37

## GETTING STARTED

**WARNING: NEVER TRY TO INSERT OR REMOVE A GAME PAK WHEN THE POWER IS ON!**

- Turn the power **OFF** on your N64.
- Insert the Game Pak into the slot on the N64. Press firmly to lock the Game Pak in place.
- Turn the power switch **ON**. After the appearance of the title and legal screens, you may bypass at any time by pressing **START**.



## CONTROL STICK FUNCTION

The Nintendo 64 Control Stick uses an analog system to read the angles and directions of its movement. This allows precision control that is not possible using the conventional Control Pad.

When turning the Control Deck power **ON**, do not move the **Control Stick** from its neutral position on the Controller.



If the **Control Stick** is held at an angled position (as shown in the picture on the left) when the power is turned **ON**, this position will be set as neutral. This will cause games using the **Control Stick** to operate incorrectly.

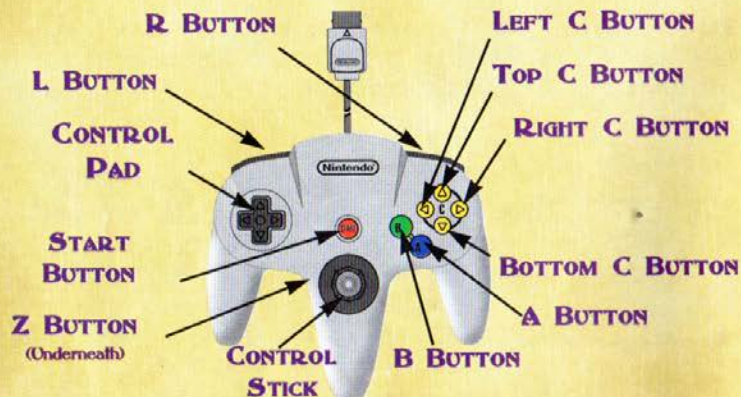


To reset the neutral position once the game has started, let go of the **Control Stick** so it can return to its center position (as shown in the picture on the left) then press **START** while holding down the **L** and **R** Buttons.

The **Control Stick** is a precision instrument, make sure not to spill liquids or place any foreign objects into it. If you need assistance, contact Nintendo Consumer Assistance at 1-800-255-3700 or your nearest Nintendo Authorized Repair Center.

# CONTROLLER

Before you begin your game familiarize yourself with the controls.



## MENU SELECTIONS

- Control Pad or Control Stick UP, DOWN, LEFT or RIGHT to highlight options
- Press the A BUTTON to select options

Press **START** to pause the game. To quit a game in progress, press **START**, then press **SELECT**.

The Continue/Quit menu will appear. Select "Quit", then select "Yes" to exit the game, or select "Continue" to return to your game.

# DEFAULT CONTROLS



## MOVE INDEX

B	-	Back	S	-	Strong
D	-	Down	K	-	Kick
F	-	Forward	E	-	Evade
J	-	Jump	Q	-	Quick

For Example:

F + Q + S means: Hold down **FORWARD**, **QUICK** and **STRONG** simultaneously to execute the move.

D, F, Q means: Press **DOWN**, then **FORWARD**, then **QUICK** to execute the move.

**NOTE:** To find the moves for a character, go to **THE WARRIORS**, pgs. 12 - 33.

## START/OPTIONS

Following the opening title screens or during the demo, press **START** to view the **START/OPTIONS** Screen. Select **START** to go right to the **Warrior Select Screen** (see **WARRIOR SELECT**, pg. 8) or **Options** to view the **Options Screen** (see next page).

## OPTIONS



Make modifications to your game's default options configuration. To make changes, press your Control Pad UP or DOWN to highlight the option you want to change, then press the A BUTTON to cycle the options. Here are the options:

### DIFFICULTY

Set the game's difficulty to meet your level of expertise. Select settings ranging from 1 (easiest) to 3 (most difficult).

### TIMER ADJUST

You can set the Match time to 30, 60 or 90 seconds. A lower time may result in more unfinished matches, so decide whether or not you can dispose of your opponent quickly before you make changes.

### CONTINUES

The amount of Credits (Continues) you select determines how many times you can fight a rematch following a defeat. Select from 1 to 7 credits.

### FATALITY

Turn Fatalities ON or OFF.

### CONTROL CONFIGURE

See next page.

### GORE

Turn the Gore setting ON if you want to see blood. If you're a bit squeamish, turn this setting OFF.

### HIGH SCORE

6 View the game's high scores. Get your name up there.

## CONTROL CONFIGURE

Configure your controller any way you like. Here's how:



Press the button of the control you want to modify, then press Control Pad or LEFT or RIGHT to cycle through the available actions. When the action you want for that button appears, repeat the process to make more changes, or press START.

You'll be given the option to press START again and accept the new configuration, SET TO PREVIOUS settings saved or SET TO DEFAULT settings.

### AUDIO

Mace lets you make adjustments to the game's Music and Sound FX volumes, and listen to all the sounds and music in the game.

To adjust volume levels for Music and Sound FX:

- Highlight Music or Sound FX, then press the Left C Button or Right C Button to make adjustments.

To listen to music or sounds:

- Highlight the word SELECT located below the Music and Sound FX options. Press the LEFT C BUTTON or RIGHT C BUTTON to cycle each sound. Press the A BUTTON to play a sound or the B BUTTON to stop sounds or music. When you're finished, press START to exit the option.

## WARRIOR SELECT



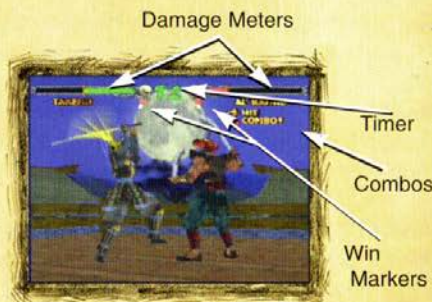
Press the Control Pad UP, DOWN, LEFT or RIGHT to highlight one of the 10 selectable Warriors in the game. As you highlight characters, they appear to the left or right of the screen, depending on which controller you're using. When you've found the character you want, press the A BUTTON to select.

To change the color of a Warrior, hold down the L or R BUTTON (Evade), then press the A BUTTON to select.

After you've been defeated in the arena, this screen will appear again if you use a Continue (see CONTINUES, pg. 6). Repeat the above procedure to select any Warrior and continue the fight.

## THE ARENA

The main game screen displays each Warrior's Name and Damage Meters, and a Timer is located in between. Read the following information to familiarize yourself with each item on-screen:



### DAMAGE METERS

As the battle ensues, your green Damage Meter will diminish (turning yellow) as you take on damage. As your condition turns critical, the meter will turn red. This is the time to avoid your opponents punches, counter attack and put your opponent away. When your meter is completely black, you're finished.

### WIN MARKER

When you fight and win, a marker will appear, representing each win. The first player to achieve two markers wins the match.

### COMBO DAMAGE

The Warriors in Mace: The Dark Age can inflict heavy damage with multiple punch combos. When you land a nice combo, the number of hits landed briefly appears on-screen.

### TIMER

The matches don't last forever, so keep your eye on the Timer. When time is up, the healthier opponent wins the match. You can modify the amount of time for each match. See. TIMER ADJUST, pg. 6.

## THE HISTORY

For centuries an impenetrable darkness has shrouded Europe and Northern Africa, with countless victims succumbing to the ravenous hunger of unchecked pestilence and war. Once a promising glimpse of humanity's potential, the cradle of civilization has become a well of despair.

Many great kingdoms have been devastated, but a select few have grown more powerful. These comprise of the Covenant of Seven - lords who have allied with Asmodeus, a practitioner of the dark arts who wields the fabled Mace of Tanis. The Mace is imbued with necropotic energy, offering those who wield it a tantalizing promise of everlasting life and unbridled power.

With this power comes a terrible price: Asmodeus must feed off despair, disease, and poverty. In limited doses, Asmodeus grants the Seven the power they need and crave. In return, they expand their kingdoms with bloody battles and foment their peasants. But Europe can no longer sustain Asmodeus' ravenous appetite. He now reaches East into the Orient, to find new lords who yearn to sample the dark powers.

But there is a rebellion. Each of the Seven, addicted to the corrupting power of the Mace, dispatch their best warriors to kill Asmodeus and steal his power. Leaders from the east sense Asmodeus' plottings and strive to destroy him

before it's too late. Heirs to kingdoms long since vanquished, seek revenge on Asmodeus and those who wield the dark energy.

They are the fiercest fighters on Earth, and they all have one thing in common. They all must possess the Mace.



# THE WARRIORS

## AL RASHID

The evil Al Rashid was raised from birth to become a master in the arts of the unseen death. The son of Khalid, King of Assassins, he was raised in a towering fortress high in the mountains of Northern Arabia. He wields twin scimitars, rumored to have been forged magically from the very winds of the Great Desert. These blades grant Al Rashid extreme speed, lightning reflexes, and the power to harness the forces of the wind. His mission is to kill Asmodeus and become King of Assassins himself.

## COMBO STARTERS:

Air Quick - Q (in air near ground)

Block Attack - B + S

## BASIC COMBOS:

K, Q, K

S, S, Q

## COMBOABLE SPECIALS:

Dodge Left - E + S

Dodge Right - E + Q

Sand Devil - Hold S for 2 seconds, then release

Flashcut Left - D, F, S (try following with D, F, Q)

Power Chop - Q + S (2nd attack is anti-crouch)

Sweep Kick - B + K

Big Spin Uppercut - F, D, F, S

Side Kick - B, F, K (try following with F + S and then Big Spin Uppercut)

B = Back, D = Down, F = Forward, J = Jump, Q = Quick S = Strong, K = Kick, E = Evade

## STAND ALONE SPECIALS:

Blade Tornado - F, D, B, S

Double Chop - F + Q + S (anti-crouch)

Air Dive - B, F, Q (while in the air)

## FATALITY

B, D, F, B, S (in close)


## FIGHTING STATISTICS

Speed 7

Power 7

Reach 7

Armor 5





# THE WARRIORS

## COUNTESS TARIA

The evil Countess Taria, daughter of the Duke of Iberia, one of the Covenant of Seven. She is a skilled fighter and a high priestess in black magic. She is in search of the ultimate power, and wants to place herself on the throne.

## COMBO STARTERS:

Air Quick - Q (in air near ground)  
Dagger Stab - B + Q  
Left Side Attack - E + Q


## BASIC COMBOS:

S, K, K  
Q, Q, S

## COMBOABLE SPECIALS:

Flip Kick - D, F, K  
Fireball - D, F, Q  
Right Side Attack - E + S  
Double Low Spin - F, D, B, S (can be followed by another special after the 2nd Hit)  
Rush Forward - B, F, S

B = Back, D = Down, F = Forward, J = Jump, Q = Quick S = Strong, K = Kick, E = Evade



## STAND ALONE SPECIALS:

Bladegeyser - F, D, Q (can be followed with a special)  
Air Fireball - D, F, Q (while in air)  
Low Dagger - S + K (can be followed with a special)  
Overhand - F + Q + S  
High Thrust - Q + S (can be followed with a special)

## FATALITY

Hold S, then release (within sweep distance)

## FIGHTING STATISTICS

Speed	8
Power	7
Reach	7
Armor	7

# THE WARRIORS

## THE EXECUTIONER

The Executioner is good at his job, and has created a vast and well-stocked dungeon suited to his needs. He is loyal to Sir Dregan, one of the Covenant of Seven. In order to ensure that Dregan holds the reigns of power, the Executioner must put his considerable skills to the test in killing Asmodeus. And he thinks the Mace would make a cool torturing device.

## COMBO STARTERS:

Head Stab - B + Q

Air Attack - Q (in air near ground)

## BASIC COMBOS:

S, K, Q

Q, Q, S

## COMBOABLE SPECIALS:


Big Swing - B + S

Corps Kiss - D, F, Q

Devastator - B, F, Q

Axe Hook - B, D, F, S (Hooks then throws opponent)

Sweepchop - D, B, S (Sweep then anticrouch)



## STAND ALONE

### SPECIALS:

Fadeback - Q + S  
(Anticrouch)

Overhand - F + Q + S

## FATALITY

B, D, F, B, D, F, Q  
(in close)

## FIGHTING STATISTICS

Speed 5

Power 9

Reach 9

Armor 5

B = Back, D = Down, F = Forward, J = Jump, Q = Quick = Strong, K = Kick, E = Evade

# THE WARRIORS

## KOYASHA

The highest ranking master of Ninjutsu in her native land, said to be the deadliest ninja ever to walk the Earth. She is now working for mysterious powers who want to seize control of the Mace for purposes unknown.

## COMBO STARTERS:

Air Quick - Q (in air near ground)  
Far Stab - Q + S  
Back Kick - S + K (jumping cross over)

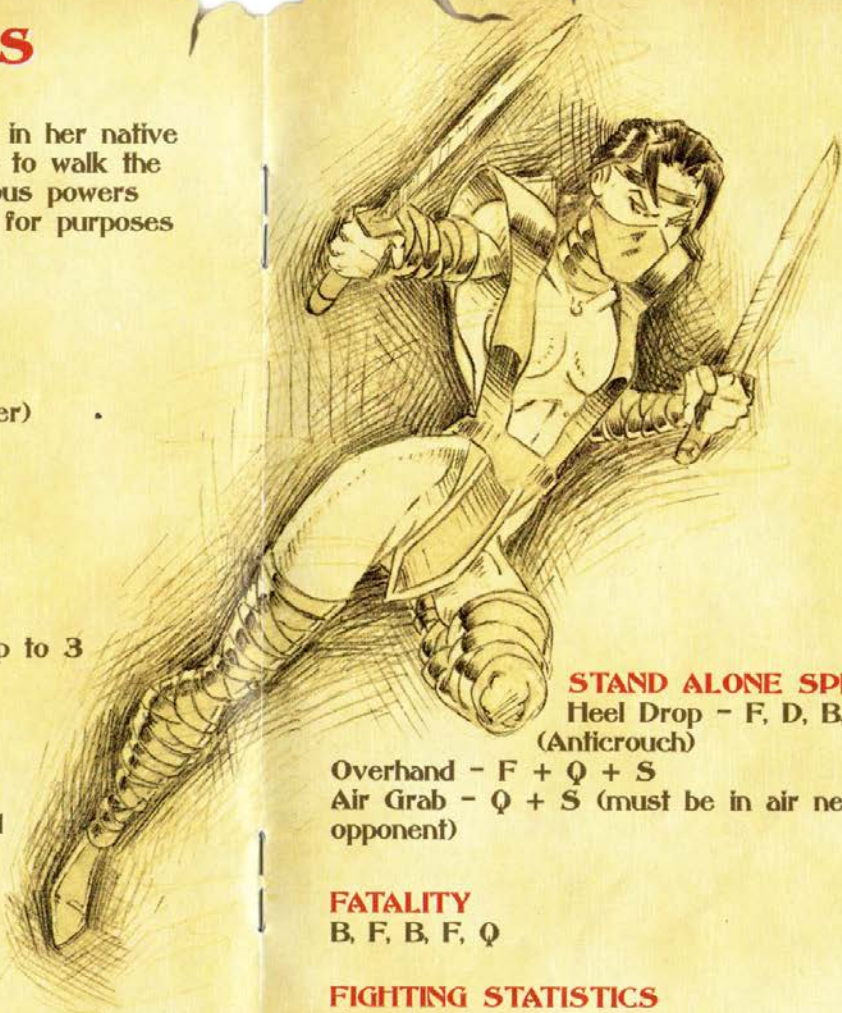
## BASIC COMBOS:

S, Q, K  
Q, K, K

## COMBOABLE SPECIALS:

Spin Kick - B, D, F, K (can be done up to 3 times, and followed with a special)  
Left Attack - E + Q  
Ankle Biter - E + S  
Lowhigh - F, D, F, S  
Sweep - B + K  
Deception - F, D, B, S (can be followed with special)  
Slide - B, F, K (can be followed with special)  
Electo Shuriken - D, F, Q, (tap Q again for another one)

B = Back, D = Down, F = Forward, J = Jump, Q = Quick S = Strong, K = Kick, E = Evade



## STAND ALONE SPECIALS:

Heel Drop - F, D, B, K  
(Anticrouch)

Overhand - F + Q + S

Air Grab - Q + S (must be in air near standing opponent)

## FATALITY

B, F, B, F, Q

## FIGHTING STATISTICS

Speed 10  
Power 6  
Reach 5  
Armor 3

# THE WARRIORS

## LORD DEIMOS

A member of the Covenant of Seven, Lord Deimos rules his populace with an iron grip atop his mountain fortress in his native Bavaria. No one currently alive has seen his face, and few are allowed inside his dark castle. Further, it is told, his blood-red armor is forged of molten lava, hand-forged by the very demon himself. Now that the covenant of Seven are baffling each other, Deimos seeks to kill Asmodeus and rule all the known lands with the evil power.

## COMBO STARTERS:

Air Quick - Q (in air near ground)  
Iron Fist - B + Q

## BASIC COMBOS:

S, S, Q + S  
S, D + S, D + S

## COMBOABLE SPECIALS:

Soul Kick - B, F, K  
Hell-icopter - B, D, F, S (can be followed with a special)  
Shoulder Rush - F, F, S (can be followed with Quick Power)  
Fire Wall - B, D, F, Q  
Quick Power - B, F, S

B = Back, D = Down, F = Forward, J = Jump, Q = Quick S = Strong, K = Kick, E = Evade

## STAND ALONE SPECIALS:

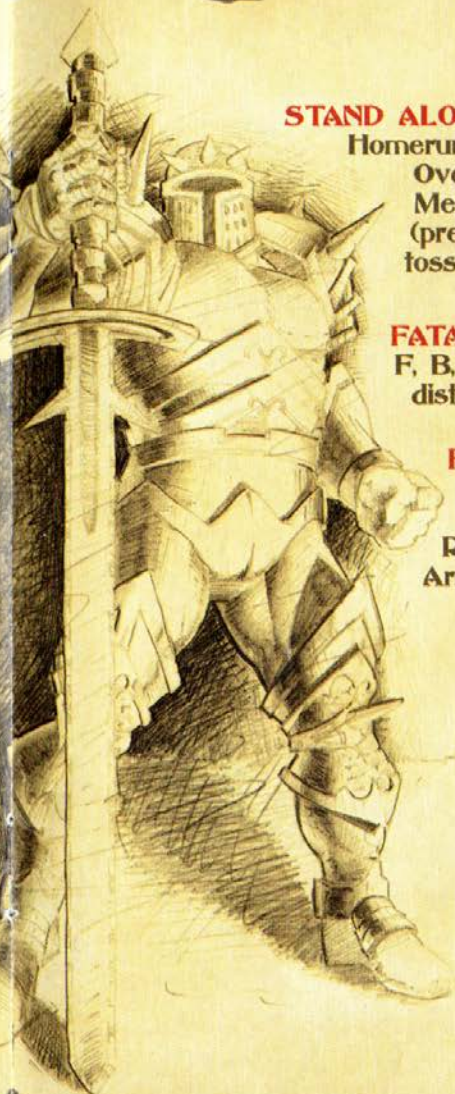
Homerun Swing - Q + S  
Overhand - F + Q + S  
Mega Thrust - B + Q + S  
(press Q when hitting to toss)

## FATALITY

F, B, D, F, S (within sweep distance)

## FIGHTING STATISTICS

Speed	5
Power	9
Reach	10
Armor	9



# THE WARRIORS

## MORDOS KULL

A battle-scarred veteran of countless wars, Kull's weapon is for sale to the highest bidder. An orphan with an unknown family history, Kull was raised by gypsy peasants in the rugged Italian foothills. He learned to fight by experience, throwing off the marauding brigands. He found he fought most effectively with a morning star, a devastating weapon that causes massive internal injuries. He is being paid to kill Asmodeus, but he may have plans of his own.

## COMBO STARTERS:

Air Quick - Q (in air near ground)

## BASIC COMBOS:

S, Q, B + S

Q, S, Q

## COMBOABLE SPECIALS:

Dragon Strike - F, D, F, S

Shield Rush - B, F, S (can be followed with Dragon Strike)

Side Kick - B, F, K (can be done up to 3 times)

Dodge Left - E + S

Dodge Right - E + Q

Hellattack - B, D, F, S (can be followed with a special)



## STAND ALONE

### SPECIALS:

Block high, go low - F, D, B, Q (Defensive Attack)

Block low, go high - F, D, B, S (Defensive Attack, Anticrouch)

Sweep - B + K

Anticrouch - F + Q + S

Flail Twirl - B + Q + S (can be followed with a special)

Bell Ringer - Q + S (can be followed with a special)

### FATALITY

D, D, B, S (in close)

### FIGHTING STATISTICS

Speed	7
Power	8
Reach	8
Armor	7

B = Back, D = Down, F = Forward, J = Jump, Q = Quick S = Strong, K = Kick, E = Evade

# THE WARRIORS

## NAMIRA

Kidnapped from the royal palace and sold into slavery as a child, Namira grew up in the harem of a lesser sultan whose deviant appetite for pleasure was as twisted as his hideous face. Combining a deadly, swift scimitar with a seductive style of fighting that mesmerized her opponents, Namira is a lethal killing machine. Namira seeks to learn the truth about her identity from Asmodeus, killing him if she has to.

## COMBO STARTERS:

Air Quick - Q (in air near ground)


## BASIC COMBOS:

K, S, Q  
K, K, B + K

## COMBOABLE SPECIALS:

Spin Left - B + Q (can follow with another spin by hitting Q again)  
Spin Right - B + S (can follow with another spin by hitting S again)  
Heelslap - D, F, K (can be followed by K)  
Sweep - B + K  
High Kick - F, F, K  
Twirl - Q + S + K  
Dodge Slash - E + S

B = Back, D = Down, F = Forward, J = Jump, Q = Quick S = Strong, K = Kick, E = Evade



## STAND ALONE SPECIALS:

High Thrust - Q + S (can be followed with a special)  
Low Thrust - S + K (can be followed with a special)  
Anticrouch - F + Q + S  
Heel Drop - B, F, K (anticrouch)  
Powerchop - B + Q + S (anticrouch, can be followed by special)  
Block high cuflow - F, D, Q (Defensive Attack)

## FATALITY

D, D, B, F, K (in close)

## FIGHTING STATISTICS

Speed 9  
Power 5  
Reach 7  
Armor 3

# THE WARRIORS

## RAGNAR BLOODAXE

A berserker from the icy fjords of the great north, his strength and rage are unmatched in all the land, and the quick strikes from his twin axes are deadly indeed. Little is known about his motivations to seek out Asmodeus and recover the Mace of Tanis.

### COMBO STARTERS:

Air Quick - Q (in air near ground)

### BASIC COMBOS:

Q, S, Q + S

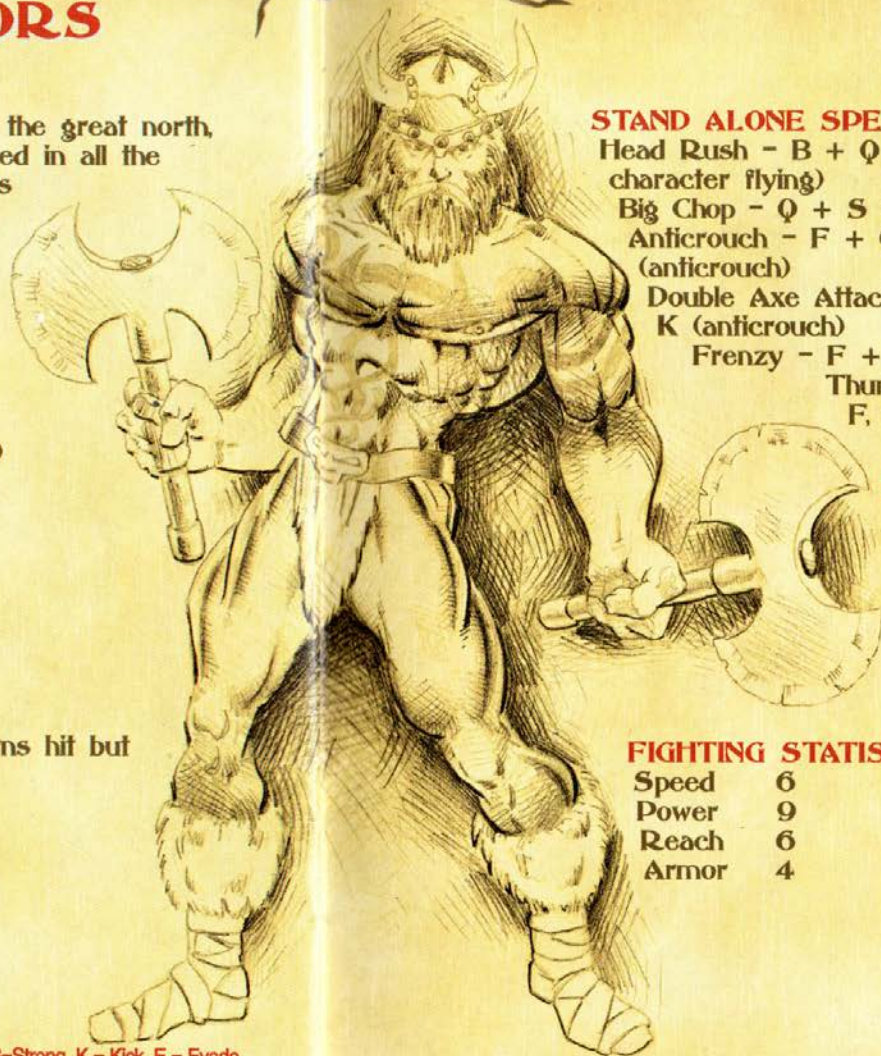
S, Q, Q

### COMBOABLE SPECIALS:

Valhala Sweep - B, D, F, S

Roll n' Scoop - B, F, K

Fake Roll n' Scoop - F, F, K (Horns hit but there is no scoop)



### STAND ALONE SPECIALS:

Head Rush - B + Q + S (sends character flying)

Big Chop - Q + S (anticrouch)

Anticrouch - F + Q + S  
(anticrouch)

Double Axe Attack - Q + S + K (anticrouch)

Frenzy - F + tap Q quickly

Thunder Clap - B, F, Q

### FATALITY

B, D, F, B, K  
(in close)

### FIGHTING STATISTICS

Speed	6
Power	9
Reach	6
Armor	4

B = Back, D = Down, F = Forward, J = Jump, Q = Quick, S = Strong, K = Kick, E = Evade

# THE WARRIORS

## TAKESHI TSUNAMI

Born the second son of a noble and powerful Japanese family, he is the youngest Samurai in the Emperor's high command. He is out to restore the family honor and redeem his brother Ichiro, who has succumbed to the dark spell of Asmodeus.

### COMBO STARTERS:

Air Quick - Q (in air near ground)  
Steel Waterfall - F, D, B, S  
Hop Kick - B, F, K

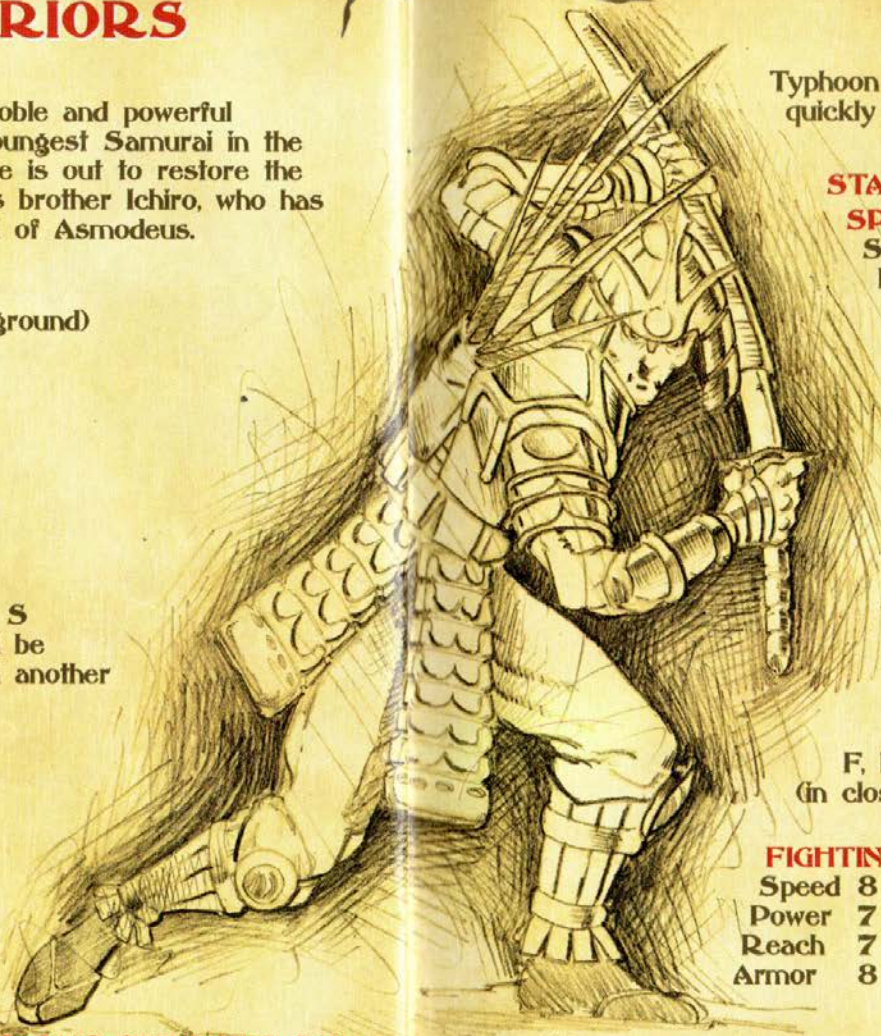
### BASIC COMBOS:

S, Q, S  
Q, Q, S

### COMBOABLE SPECIALS:

Flipping Uppercut - B, D, F, S  
Energy Palm - B, F, S (can be followed by Q + S and then another special)

B = Back, D = Down, F = Forward, J = Jump, Q = Quick S = Strong, K = Kick, E = Evade



Typhoon Fury - F + Tap Q quickly

### STAND ALONE SPECIALS:

Sweep - B + K  
High Thrust - Q + S  
(can be followed with a special)  
Low Thrust - S + K  
(can be followed with a special)  
Zen Dodge - E + S  
(can be followed with a special)  
Left Spin - E + Q  
(can be followed with a special)  
Dodge Slash - F + Q + S

### FATALITY

F, D, B, D, F, S  
(in close)

### FIGHTING STATISTICS

Speed 8  
Power 7  
Reach 7  
Armor 8



# THE WARRIORS

## XIAO LONG

Born the son of a Chinese Warlord, Xiao Long was trained in the skills of martial combat. When he was fourteen, Xiao's father Khan burned out Xiao's eyes and cast him outside the city walls to meet his fate. Taken in by the monks, Xiao has become a deadly fighter by mastering the Sixth Sense. Sensing that a great evil is encroaching, Xiao sets out to prevent the spread of pestilence to his native land. To do so, he must vanquish Asmodeus and destroy the Mace.

### COMBO STARTERS:

Air Quick - Q (in air near ground)

Kneehit - Tap B + Q

Hop Kick - B, F, K

### BASIC COMBOS:

S, Q, K

Q, K, K

### COMBOABLE SPECIALS:

1000 Staffs - Hold S for 2 seconds, release (can be followed by special)

Staff Sweep - D, F, Q then another special)

Leg Sweep - B + K

Fierce - Q + S

Spin Kick - B, D, F, K

Lowhigh - F, D, B, S (sweeps then chops)

Slide Right - E + Q

B = Back, D = Down, F = Forward, J = Jump, Q = Quick S = Strong, K = Kick, E = Evade

## STAND ALONE

### SPECIALS:

Orb - Hold B for 2 seconds, F, S (holds victim still for 1.5 seconds)

Block/Kick - F, D, B, K (can be followed with a special)

Thrust - B, F, Q

(can be followed with a special)

### MORE STAND

### ALONE SPECIALS:

Slide Left - E + S

Knockout - B, D, F, S

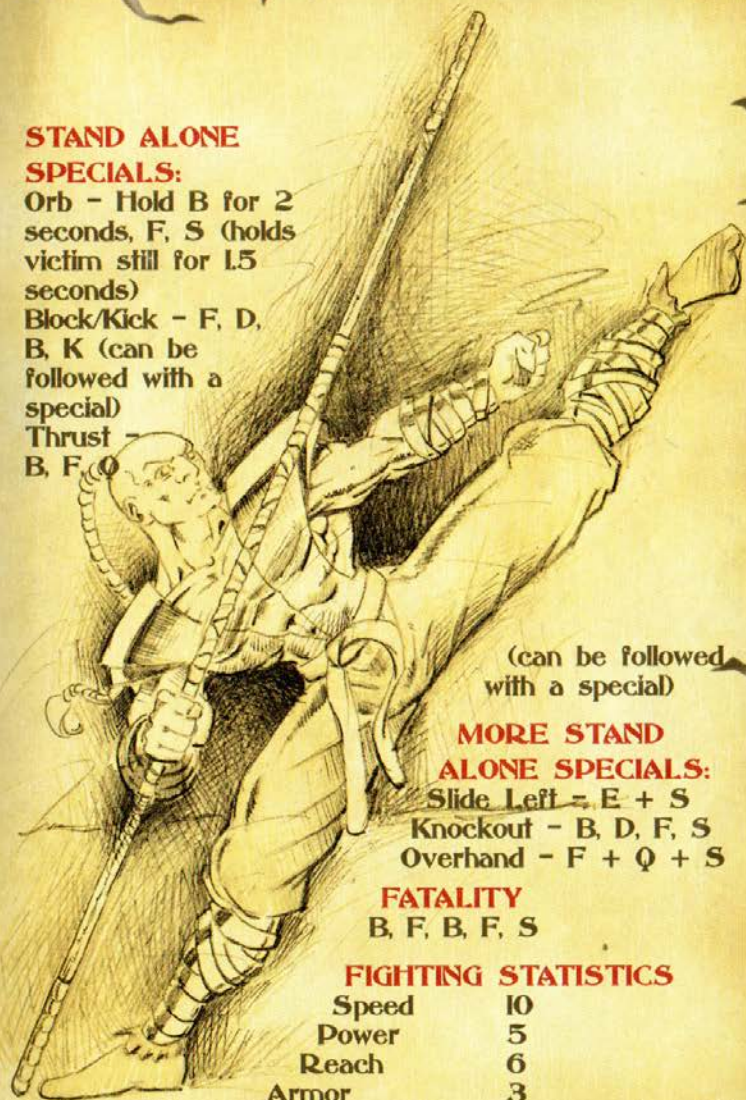
Overhand - F + Q + S

### FATALITY

B, F, B, F, S

### FIGHTING STATISTICS


Speed	10
Power	5
Reach	6
Armor	3



## THE WARRIORS


### SIR DREGAN

Asmodeus made Dregan a member of the Covenant of seven, promising Dregan access to plenty of souls in return for his loyalty. Now Dregan has learned that Asmodeus has known the location of his lost soul and that the power of the Mace can restore his humanity.



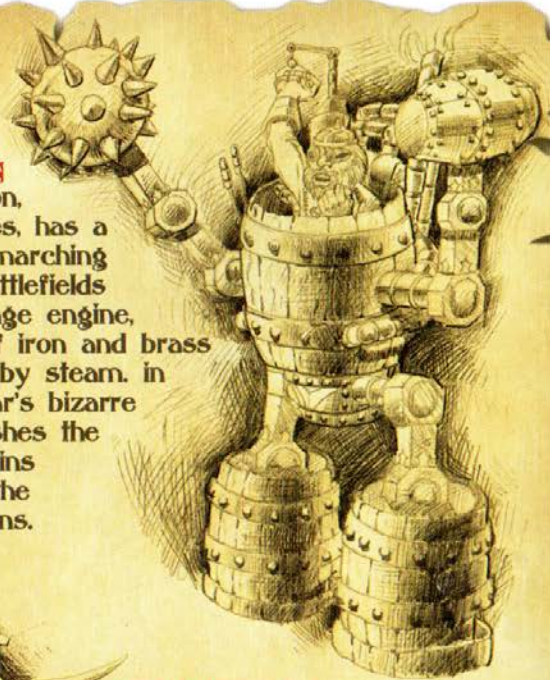
### ICHIRO

Ichiro wants more than just the taste of power; he hungers to control the great Mace, and once and for all crush his younger brother Takeshi. Ichiro will rule Japan and turn it into the greatest warrior nation the world has ever seen.



### GAR GUDRUNSON

Gar Gudrunson, of the dwarves, has a vision: he is marching across the battlefields above a strange engine, solidly built of iron and brass and powered by steam. In his dream, Gar's bizarre creation smashes the enemy and wins freedom for the dwarven legions.



### HELLKNIGHT

The Hellknight is a minor demon from hell who has been dispatched to destroy Asmodeus and return the Mace of Tanis to its rightful owner. Each use of the Mace drains power from hell, sending the nether realms into chaos. Following the trail of evil energy, the Hellknight has at long last found the Earth and the castle of Asmodeus.



## SCORING



If you're taking on the computer in a 1 Player game, you'll receive a score update after each victory. The Score Screen keeps track of your vanquished opponents and your cumulative score.

You'll receive bonus points for:

### TIME

The sooner you finish off your opponent, the more points you'll receive.

### HEALTH

Health bonus points are 150 points for each full health bar per round. If you win two rounds with full health in each, it's 300 points..

### PERFECT

A Perfect Victory means you didn't receive a scratch, therefore you will receive 100 more points.

### EXECUTION

The point gives love if when you execute your opponents, so an extra 100 points are coming your way if you show your stuff.

## WINNING STREAKS

Mace: The Dark Age allows you to enter your initials when you put together an impressive winning streak. When your streak comes to an end, the Enter Initials Screen will appear as long as your streak cracks the top ten. Press the Control Pad UP, DOWN, LEFT or RIGHT to highlight a character, then press the A BUTTON to select it. Repeat the process to enter all three initials. Select ← to back up and fix mistakes. When you've finished, select END.

## CREDITS

### ATARI GAMES TEAM

Programmers	Bruce Rogers & Roberto Rodriguez
Executive Producer	Mark Stephen Pierce
Producer	Robert Daly
Associate Producer	Loren Bryant
Game Design	Roberto Rodriguez & Loren Bryant
Art Director	Matt Harvey
Character Models	Jeremy Mattson
Character Textures	Patrice Moriarity & Matt Harvey
Animators	Takeshi Hasegawa & Steve Stacy
Backgrounds	Matt Harvey & Bob Ingold
Support Programming	Steve Bennetts, Dave Seppard, Mike Albaugh, Mike Lynch & Todd Modjewsky
Audio	Richard Marriot, Matt Booty & Ed Keenan
Video Production	Brent Englund & Greg Allen
Motion Actors	Loren Bryant, Scott Crawford, Zhang Hong Mei, Kevin Hing & The Chupabra
Marketing Manager	Derryl Depriest
Lead Tester	Rob Reininger
Testers	Larry Cadelina & Jerry Cruz
Special Thanks	Neil Nicastro, Dan Van Elderen, Ken Fedesna, Paul Dussault, Cary Mednick & Karen Jefferson

### MIDWAY HOME ENTERTAINMENT TEAM

Executive Producer	Bill Hindorff
Producer	Howard Lehr
Lead Programmer	Dave O'Riva
Programmers	May Yam & Andy Kam
Animators	Brian Marshall, Chris Sutton & Lindsay Dawson
Audio	Doug Brandon
Test Manager	Mike Kruse
Product Analysts	David J. Ortiz & Randy Slafsky
Test Leads	Jerry Cruz, Larry Cadelina, Jesse Meza II & Rob Reininger
Testers	Trenton Lewis, Jose Ampran, Pablo Buitrago, Alex Beran, Cecil Carthen, Charles Ybarra, Kevin Dines, Sarah Calfee, Cory Van Elderen, Pelesa Gaoteote, Donald Gavino, Scott Cavicchi, Andrew Marshall & Jeffrey Swarez
Print Design & Production	Debra Austin, Jon Mongelluzzo, Shawn Murphy, Erin Shems, Robert Shepherd & Dave Young
36 Special Thanks	Brian Fritts

## WARRANTY

MIDWAY HOME ENTERTAINMENT INC. warrants to the original purchaser of this Midway Home Entertainment Inc. software product that the medium on which this computer program is recorded is free from defects in materials and workmanship for a period of ninety (90) days from the date of purchase. This Midway Home Entertainment Inc. software program is sold "as is," without express or implied warranty damages of any kind, and Midway Home Entertainment Inc. is not liable for any losses or damages of any kind resulting from the use of this program. Midway Home Entertainment Inc. agrees for a period of ninety (90) days to either repair or replace, at its option, free of charge, any Midway Home Entertainment Inc. software product, postage paid, with proof of purchase, at its Factory Service Center.

This warranty is not applicable to normal wear and tear. This warranty shall not be applicable and shall be void if the defect in the Midway Home Entertainment Inc. software product has arisen through abuse, unreasonable use, mistreatment or neglect. THIS WARRANTY IS IN LIEU OF ALL OTHER WARRANTIES AND NO OTHER REPRESENTATIONS OR CLAIMS OF ANY NATURE SHALL BE BINDING ON OR OBLIGATE MIDWAY HOME ENTERTAINMENT INC. ANY IMPLIED WARRANTIES APPLICABLE TO THIS SOFTWARE PRODUCT, INCLUDING WARRANTIES OF MERCHANTABILITY AND FITNESS FOR A PARTICULAR PURPOSE, ARE LIMITED TO THE NINETY (90) DAY PERIOD DESCRIBED ABOVE. IN NO EVENT WILL MIDWAY HOME ENTERTAINMENT INC. BE LIABLE FOR ANY SPECIAL, INCIDENTAL, OR CONSEQUENTIAL DAMAGES RESULTING FROM POSSESSION, USE OR MALFUNCTION OF THIS MIDWAY HOME ENTERTAINMENT INC. SOFTWARE PRODUCT.

Some states do not allow limitations as to how long an implied warranty lasts and/or exclusions or limitations of incidental or consequential damages so the above limitations and/or exclusions of liability may not apply to you. This warranty gives you specific rights, and you may also have other rights which vary from state to state.

**MIDWAY HOME ENTERTAINMENT INC.**  
1800 SOUTH BUSINESS HIGHWAY 45  
CORNICANA, TX 75110

**MIDWAY CUSTOMER SUPPORT**  
903 874-5092

10:00am - 6:30pm - Central Time  
Monday - Friday