


GAME BOY ADVANCE

<http://www.replacementdocs.com>

AGB-AWAE-USA

# WARIO LAND™ 4



INSTRUCTION BOOKLET

**WARNING: PLEASE CAREFULLY READ THE PRECAUTIONS BOOKLET INCLUDED WITH THIS PRODUCT BEFORE USING YOUR NINTENDO® HARDWARE SYSTEM, GAME PAK OR ACCESSORY. THIS BOOKLET CONTAINS IMPORTANT SAFETY INFORMATION.**

### **IMPORTANT SAFETY INFORMATION - READ THE FOLLOWING WARNINGS BEFORE YOU OR YOUR CHILD PLAY VIDEO GAMES**

#### **⚠ WARNING - Seizures**

Some people (about 1 in 4000) may have seizures or black outs triggered by light flashes, such as while watching TV or playing video games, even if they have never had a seizure before.

Anyone who has had a seizure, loss of awareness, or other symptom linked to an epileptic condition should consult a doctor before playing a video game.

Parents should watch when their children play video games. Stop playing and consult a doctor if you or your child have any of the following symptoms:

**Convulsions  
Altered vision**

**Eye or muscle twitching  
Involuntary movements**

**Loss of awareness  
Disorientation**

To reduce the likelihood of a seizure when playing video games:

1. Sit or stand as far from the screen as possible.
2. Play video games on the smallest available television screen.
3. Do not play if you are tired or need sleep.
4. Play in a well-lit room.
5. Take a 10 to 15 minute break every hour.

#### **⚠ WARNING - Repetitive Motion Injuries**

Playing video games can make your muscles, joints or skin hurt after a few hours. Follow these instructions to avoid problems such as Tendonitis, Carpal Tunnel Syndrome or skin irritation:

- Take a 10 to 15 minute break every hour, even if you don't think you need it.
- If your hands, wrists or arms become tired or sore while playing, stop and rest them for several hours before playing again.
- If you continue to have sore hands, wrists or arms during or after play, stop playing and see a doctor.

#### **⚠ WARNING - Battery Leakage**

Leakage of battery acid can cause personal injury as well as damage to your Game Boy. If battery leakage occurs, thoroughly wash the affected skin and clothes. Keep battery acid away from your eyes and mouth. Leaking batteries may make popping sounds.

To avoid battery leakage:

- Do not mix used and new batteries (replace all batteries at the same time).
- Do not mix alkaline and carbon zinc batteries.
- Do not mix different brands of batteries.
- Do not use nickel cadmium batteries.
- Do not leave used batteries in the Game Boy. When the batteries are losing their charge, the power light may become dim, the game sounds may become weak, or the display screen may be blank. When this happens, promptly replace all used batteries with new batteries.
- Do not leave batteries in the Game Boy or accessory for long periods of non-use.
- Do not leave the power switch on after the batteries have lost their charge. When you finish using the Game Boy, always slide the power switch OFF.
- Do not recharge the batteries.
- Do not put the batteries in backwards. Make sure that the positive (+) and negative (-) ends are facing in the correct directions. Insert the negative end first. When removing batteries, remove the positive end first.
- Do not dispose of batteries in a fire.



THIS PRODUCT HAS BEEN RATED BY THE ENTERTAINMENT SOFTWARE RATING BOARD. FOR INFORMATION ABOUT THE ESRB RATING, OR TO COMMENT ABOUT THE APPROPRIATENESS OF THE RATING, PLEASE CONTACT THE ESRB AT 1-800-771-3772, OR VISIT WWW.ESRB.ORG.

EVERYONE  
COMIC MISCHIEF



**Nintendo**

TM, © AND GAME BOY ADVANCE ARE TRADEMARKS OF NINTENDO.  
© 2001 NINTENDO. ALL RIGHTS RESERVED.

*This official seal is your assurance that Nintendo has reviewed this product and that it has met our standards for excellence in workmanship, reliability and entertainment value. Always look for this seal when buying games and accessories to ensure complete compatibility with your Nintendo product.*



All Nintendo products are licensed by sale for use only with other authorized products bearing the Official Nintendo Seal of Quality®

THIS GAME PAK WILL WORK ONLY WITH THE GAME BOY® ADVANCE VIDEO GAME SYSTEM.

## CONTENTS

Learn my manly moves!.....	7	You could learn something from me, punk!.....	26
How 'bout it? You can even do THIS stuff!.....	8	These are my reactions! Stop laughing!!!.....	31
Huh?! Just what's the goal of this game?.....	13	My pesky little enemies...what a waste of pages!...37	
Hey! Start the game already!.....	16	A fun day in my life! You! Pay attention!.....	39
Saving! What a pain!.....	20	Warranty and Service Information.....	43
Have some fun, why don'tcha? Play mini-games!...22			

Whu-haaa! Hey, how ya been? I'm great, as always. My adventures have always been pretty much the same. But this one...well, it's pretty much the same—you're gonna have another great time! Enjoy playing my awesomely powerful self!



### NEED HELP PLAYING A GAME?

You can visit our web site at [www.nintendo.com](http://www.nintendo.com) for game play assistance.  
For automated game play tips and news, call Nintendo's Power Line at: 1-425-885-7529  
This may be a long distance call, so please ask permission from whomever pays the phone bill.

Rather talk with a game counselor?

1-900-288-0707      1-900-451-4400

U.S. \$1.50 per minute      Canada \$2.00 per minute

MON. - SAT., 6:00 a.m. to 9:00 p.m.; SUN., 6:00 a.m. to 7:00 p.m., Pacific Time  
Callers under age 18 need to obtain parental permission to call. (Prices subject to change)

# MY SECRET DIARY (Do NOT read without my permission!)

## November 19, 2001

On a peaceful morning filled with the chirps of cheery birds, I was reading the morning paper and doing a little nose-cleaning. "Wh-Wh-What!?" I exclaimed in surprise. I was so surprised by one article in the paper, I accidentally jammed my finger straight up my nose! "Aaargh! I think I just poked my brain!" Anyway, enough 'bout that. The headline of the article said that a legendary pyramid had been discovered. HMMMMM... When I read the

article, I learned that the ruins held the buried pyramid where the princess Shokora, who once ruled this area, had been put into a cursed sleep by the arrogant, selfish, money-crazed Golden Diva. "Do I smell treasure again?" I thought. "Heh, heh, hehhhh!" As this wicked laugh floated through my mind, I was already thinking about the money and nothing else! Forgetting even to take my mid-morning nap, I hopped into my fantastic Wario car and headed for the Golden Pyramid. "All that treasure for me! Guhahaha!"



# LEARN MY MANLY MOVES!

These buttons control my extra-cool moves!

## + Control Pad

- ↻ Walk, jump off a ladder
- ⬆ Enter a door, climb up a ladder, grab a ladder while jumping, (+ A Button) enter an overhead pipe
- ⬇ Crouch, climb down a ladder, enter a pipe below

## L/R Buttons

- With + Control Pad ⬆⬇ Dash Attack

## A Button

- Jump

## B Button

- With + Control Pad ⬆⬇ Attack
- With + Control Pad ⬇ Slide down a ladder

## Here are some other button thingies!

- A Button ..... Confirm selections
- B Button ..... Cancel selections
- + Control Pad ... Make selections, move Wario
- START ..... Go to the pause screen  
*(My game doesn't use SELECT!)*

So these are my basic controls! You got a problem with that? Pretty easy, huh? What?! You say it's hard? Stop complaining and just learn it! If you can't hold it in your brain, write it down on your hand!



Press A + B + SELECT + START to reset the game!

## HOW 'BOUT IT? YOU CAN EVEN DO THIS STUFF!

I ain't normal! And I don't mean that I'm stupid! I can do aaalllll kinds o' stuff that normal humans can't, you know what I mean? How 'bout that? Amazing, huh?

### GRAB, THROW

First, flip over an enemy by stomping on it, then pick it up. Once you've picked it up, hold down the B Button to gather strength, then let go of the B Button to throw. Got it?

- Press **B** on the + Control Pad to throw higher!
- The longer you hold the B Button, the farther you can throw!
- The distance you can throw enemies varies with their weight.
- Some blocks might crumble if you throw something at them...
- There are other things you can throw besides enemies! Look for them yourself!

### SWIM

My head is hard like a hammer, but it ain't heavy like a hammer: I can swim like a fish! In the water, use the + Control Pad to swim, and press the B Button to paddle even faster! If you don't do anything, I'll just float to the surface on my own!

- If you want me to head-butt some pesky enemies underwater, just press the A Button. PA-POW! Take that! Outta my way!



### ROLL

Whoooooa! My... My eyes are spinning! If I had to explain this move, it would sound like this: Stop on a slope and press **O** on the + Control Pad to roll. I'm invincible while rolling! YEAH, ME!

- I can bust blocks while rolling!
- If you press A while I'm rolling, I'll jump! I call it a Rolling Jump! Remember that!
- If I hit a wall, I'll stop. Got that, genius?



### JUMP ATTACK

This is one of my coolest moves! This attack lets me slam into an enemy in midair! While attacking, press the A Button, and I'll do a Jump Attack! And that ain't no volleyball move, either, kid!

- HEY! Use this attack to break blocks! Some blocks don't break, though...
- My Jump Attack can take care of enemies and blocks up high!




## DASH ATTACK

This one's a little different from the attacks you saw on the other page. It's even MORE powerful! I am so MACHO! Press the L or R Button and  or  on the + Control Pad to unleash my power! I need a little room to gather speed, so be careful!

- When you press the A Button during a Dash Attack, you get a Jumping Dash Attack! Maximum demolition POWER!
- I can smash several little blocks at a time! Hee hee hee! I could get used to this!



## SMASH ATTACK

Everybody knows I have a small, attractive rump, but I can still do some damage with it! So anyway, you jump in the air and press  on the + Control Pad to start the Smash Attack. Don't do it too much, or you'll give me a bruised booty.

- If you start a Smash Attack from a really high spot, I can do a Super Smash Attack! My Super Smash Attack will break blocks that even my Smash Attack can't handle.





## STOMP JUMP

Sometimes even pesky little enemies have a use! Try stomping an enemy while pressing the A Button... Hey, am I jumping higher than usual?



## FLYING CARPET

Ahhhhhh, how romantic! Who would guess that my raunchy little game had such a mood-inspiring vehicle? Change your flight direction with  or  on the + Control Pad, and jump to fly higher! Be careful not to fall off!

*P.S. I'd like to ride that carpet with little miss you-know-who!*



## CROUCHING JUMP

This looks kinda dumb, but it's actually pretty useful! From a crouching position, just press the A Button!





## CROUCHING SLIDE

Here's a technique for the real Wario-wannabes out there! While attacking, press **O** on the + Control Pad to slide a bit. You should try it!



This is my stylin' new pose! Whadda ya think? Pretty cool, huh? I expect you to do this 10 times a day until this pose has caught on all over the world!!

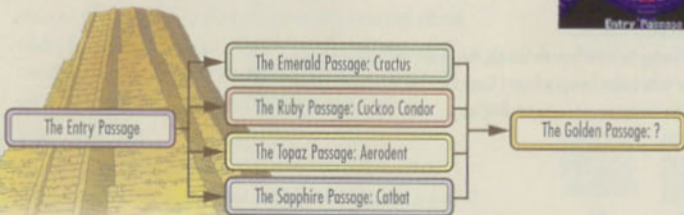
## HUH?! JUST WHAT'S THE GOAL OF THIS GAME?

My brain is amazing! It's full of wrinkles, and... Uh... Wait... What am I trying to say? I guess I mean if you don't use your brain while you play, you'll forget the goal of the game. You might think that you only need strength to get through my game, but you'd be wrong! You'd better find out exactly what kind of game this is before you play it!



## GAME BASICS

My game unfolds inside a pyramid made up of six passages!



#### • THE ENTRY PASSAGE:

This level contains an introduction to the pyramid and an explanation of my moves! There's only one level like this, so hang in there!

#### • THE EMERALD, RUBY, TOPAZ, and SAPPHIRE PASSAGES:

Each world has four stages and one pretty tough boss! There are mini-game stages, too, so have fun! There are also Item Shops before each boss fight, but if you have any skills, you won't rely on those wimpy little items—you'll use your own power!

#### • THE GOLDEN PASSAGE:

After defeating the bosses from the Emerald, Ruby, Topaz, and Sapphire Passages, the door to the Golden Passage will open! Rumor has it that no one who's entered the Golden Passage has ever come out alive! Scary!



## STAGE GOALS

The ultimate goal of my life is to gather all the world's treasures, but I need to get the ones in front of me first! That means going into the vortex, getting what I need, and getting out again!

#### • GOAL:

Collect the jewel pieces that open the door to the boss rooms! Find the Keyzer that opens the door to the next stage, and get out with it!

#### • TIME LIMITS:

When you first enter a stage, the vortex will close. Awww, that's not fair! When you hit a switch in the level, the vortex will open, but a troublesome time bomb will start counting down, and you'll have to get out before it goes off. Crud! I'm no good at running!! If you take too long, you'll lose coins! If you lose all your coins, you can even lose your treasure or get kicked out of the level!

#### • TREASURE:

When you find a CD in the game, you'll be able to listen to it in the Sound Room! And treasure chests... Well, the ones behind the boss begin to disappear as time passes! Hurry up and beat the boss! I wonder if anything good happens if you beat the boss after getting all of the treasure chests?



Jewel Piece



Keyzer



Vortex



Switch



CD



Treasure Chest



# HEY! START THE GAME ALREADY!

Sorry for making you wait! You can finally start my new game! Be sure to use the bathroom before you start, though! Otherwise, when you start the game, you might wet your pants with excitement, heh heh!



## HOW TO START

Insert that cartridge that you bought with your measly allowance into your Game Boy Advance and turn the power on! After a few seconds, a nice little demo will begin. You could spend your time watching the demo, but you impatient ones can just press the A Button to go the title screen. When you see the title screen, press START!

Next you'll see the file select screen! There are two slots, so choose one to use and press the A Button. Once you've chosen the Normal or Hard mode, the game will start!

After you've seen a bit of the demo, the map screen will appear. I should be standing at the Entry Passage. How do I look? Gorgeous, right? Get ahold of yourself! Just press the A Button!

*After you clear the Entry Passage, the other passages will open up!*

*Choose them from the map screen!*



Title Screen



File Select Screen



Map Screen

Just a little more! Be patient! Next, you should see the stage select screen. Press the A Button again. Man, this game uses the A Button too much!!

*Once you've cleared a stage, you can go back to play it as many times as you want!*

Next is the stage entry screen. I'll automatically step on the switch and get sucked into the vortex! The room is spinning!!

*Finally, the game begins! Now you can start running around like crazy! Smash up all the enemies and go to the next stage!*



HEY! Open the vortex for me, you warty little frog!

OW!  
RIBBIT!



Stage Select Screen



Stage Entry Screen



## GAME SCREEN

Worship the beautiful, new, Advanced Wario! Play as hard as you can, but don't fall for me, hee hee hee!!

### HEART METER

Hearts are my life. Guard them carefully!

### HEART GAUGE

Defeat enemies and gather little hearts! When this gauge fills up, it'll turn into one heart! It takes constant effort!

### SWITCH

This switch has an ignorant little frog face!! Once you step on it, hurry up and get back to the vortex!



### TIME LIMIT

Ahhhh, you've gotta hurry back to the vortex! Time is short! Once you hit the switch, a timer appears! The stage changes as the time ticks down, so be careful!

### COINS

My favorite things! I wanna get all of 'em no matter what!! Get 'em by bashing enemies and blocks!

### VORTEX

The vortex closes as soon as you enter the level! You have to step on the switch to open it again!

### ME!!!

Yeahhhhhh, that's ME!!! More gorgeous than any Hollywood star!! Get a good look at me while you can!!



## GAME RULES

Even my game has rules—don't break 'em!!

### • YOU CAN GET HURT!!

I'm really tough, but even I bite the dust sometimes! I take damage whenever I touch pointy, sharp enemies, so watch it! If I get hurt, I'll lose a heart, and I can even lose coins, too!

### • NO GAME OVER!!

The game doesn't end even when I get hurt by enemies! If I lose all my hearts, I get sent back to the Stage Select screen!! Say good-bye to all of your treasures and coins, though!

### • THE PAUSE SCREEN

On the pause screen, you can see info about the money and treasures you've collected, as well as choose one of three options!



• *Return*—Go back to the stage in progress!

• *Quit*—Save and Quit! You can save in the middle of the level, but you'll have to return to the title screen!

• *Give Up*—HEY! You givin' up already?! Not only will you have to return to the stage select screen, you'll have to give up all of your coins and treasure! You OK with that?!

## SAVING! WHAT A PAIN!

Everybody hates games with troublesome saves, but Wario says *RELAX!!* In my game, it's really easy to save!



### SAVE DATA

#### • AUTO SAVE

Your game gets saved automatically when you complete a level!! Easy, huh?

#### • SO YOU WANNA SAVE IN THE MIDDLE?

Yarrgggh!! I'm almost done for!! When you get that feeling, the Save and Quit feature is very convenient! If you save and quit, you'll be OK even if you wanna go to the bathroom and your mom turns the lights off on you while you're in there!! Choose Quit from the pause screen, then choose Yes to save and quit!

*Remember, once you continue, this saved data will be erased!*



Pause Screen



### DELETE DATA

#### • DELETE ONE FILE!

If you select Delete Data on the file select screen, the cursor will turn into a bomb!!! Select the data file you want to delete and choose Yes to confirm. If you delete the wrong file, don't come complaining to me!!

#### • ERASE ALL SAVED DATA!!

If you turn on the Game Boy Advance while holding both the L and R Buttons, the Erase All Saved Data screen will appear. Choose Yes, then choose Yes again to erase all saved data!



File Select Screen



Erase All Saved Data Screen

# HAVE SOME FUN, WHY DON'TCHA? PLAY MINI-GAMES!

My game is really fun, but if you play it too long, you'll still get tired! So stop right there! You worn-out players should play some of my mini-games to get your spirit back!!



## WHERE ARE THE MINI-GAMES?

On the stage select screen, choose the Mini-Game Shop. Next, on the mini-game select screen, choose one of the three games to play. Are you ready? You can use medals won in the mini-games to purchase items in the Item Shop!!

*You need coins to play mini-games! Everything is money!! Money!! Money!!!*



Stage Select Screen

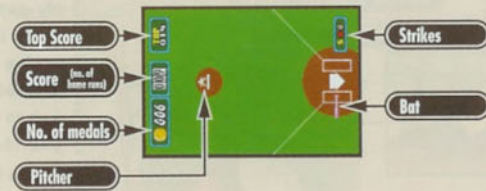


Mini-Game Select Screen



## WARIO'S HOME RUN DERBY

Just like it sounds, this game is all about hitting home runs! With my supernatural strength, it should be a piece of cake, but that pitcher is a major league toughie! With 100-mph pitches and mean change-ups, he'll make sure you have trouble just connecting with the ball!!



The rules are simple-even I can understand them!

- Game over after one out (3 strikes)
- Fouls can become strikes, too!
- Fouls don't count after 2 strikes!



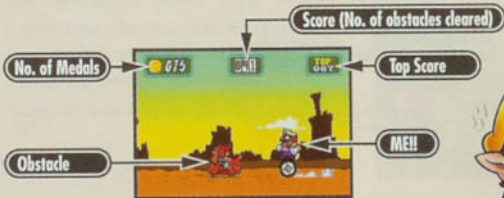
Playing is easy. Even I can do it!

- Swing the bat by pressing the A Button! That's it!



## THE WARIO HOP

In this game you must jump over obstacles that just keep coming! This game is perfect for empty-headed dunces that don't like to think much!! Of course, I'm a genius... I wonder why I'm so good at it?!



Talk about basic rules—I could've made up this game!

- Miss once and it's Game Over!!!



Any idiot can play this mini-game!

- Jump with the A Button. That's it!!

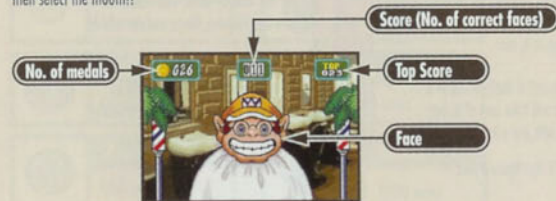


My game has a lot of action in high places, but to tell you the truth, I'm afraid of heights!! Waaah! Scary! I'm wiggling out!!!



## WARIO ROULETTE

Put simply, this is just a puzzle picture...but it's not that simple! Listen closely!! Get a good look at the face that appears first. Next, a bunch of eyebrows and eyes will rotate around like a roulette wheel. When you see the same eyebrows and eyes from the first face float by the front, choose 'em!! Keep doing that to try to choose the correct nose and moustache combo, then select the mouth!!



These rules are ridiculously simple!

- Get the face wrong and the game is over!



Man, playing this game is easy!

- Choose with the A Button! Don't miss!

## YOU COULD LEARN SOMETHING FROM ME, PUNK!

I don't always speak so crudely, you know. I'm just worried about you because you play so badly!! Why do I care? Because I'm the one that feels it when you screw up, that's why!!! So just try to get better at this game, OK?! I'm begging you!



### TYPES OF BLOCKS



This kind of block is no problem for me! Smash it with an attack!! You can throw things at it, too!



This block's a real pain!! A Dash Attack or a Super Smash Attack will take care of it, but Fat Wario can do it with just a jump!



For this kind of block, you'll have to turn into Flaming Wario and run into it!



Try rolling into this kind of block as Snowman Wario! You'll smash it easily!

Blocks are different in each world!! You figure it out!



### "!" BUTTON



This is a button that makes blocks of the same color appear and disappear!! You can headbutt it or attack it, whatever!! Just get it!!



### TYPES OF COINS AND TREASURES

Just like your world has pennies and quarters, my world has coins of different values, too! When you see even small coins, you should go get 'em! People may betray you, but money is a lifelong friend!!

	<b>Small Coin</b> 10 coins
--	-------------------------------

	<b>Blue Crystal</b> 10 coins
--	---------------------------------

	<b>Bronze Coin</b> 50 coins
--	--------------------------------

	<b>Red Crystal</b> 100 coins
--	---------------------------------

	<b>Silver Coin</b> 100 coins
--	---------------------------------

	<b>Diamond</b> 1000 coins
--	------------------------------

	<b>Gold Coin</b> 500 coins
--	-------------------------------

For some reason, coins appear when you smash enemies! For some other reason, crystals float around in the stages! Don't think about it too hard, Einstein! There are some supernatural phenomena in the world that just can't be explained!!

## THROUGH-FLOORS

A one-way floor! Huh? What, was it too much trouble to make it two-way?! Anyway, you jump up, then you can't go down again!! I wonder if Z----- Wario might be able to get through...?

*Through-floors look different in each world!*



Through-Floor

## ABOUT THE CDs

You guys know what CDs are, right? That's right, those little shiny record-things! I still listen to records, but maybe you kids don't know anything but CDs these days... Whatever!! When you find the CDs thrown around the stages, you'll be able to hear some weird music! Collect 'em all and maybe people will like you!

### How to Listen to CDs...

- When you get a CD on a stage, try standing behind the pyramid at the top of the map screen when you get out! That's the entrance to the Sound Room! If you press the A Button, you'll go in!
- If you select a CD you like, music will play! It's all weird music that I don't get, but hey—enjoy it!



The Map Screen



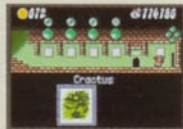
The Sound Room

## ITEM SHOP

You thought you could just FIND items?! The world doesn't work that way, kid!! To get an item, you'll need to collect some money and pay to play the mini-games!! You can then buy items with the medals you win! Got it? See how the real world works?

### Get Items...

- Choose the boss room on the stage select screen! Enter the Item Shop entrance!
- That surreal little guy will explain the items-check your budget, then select the items you want!
- That weird little dude will go with you to the boss room and use the items on the boss for you!! But you don't really need items to beat a boss when you have my power!



Stage Select Screen



Item Shop



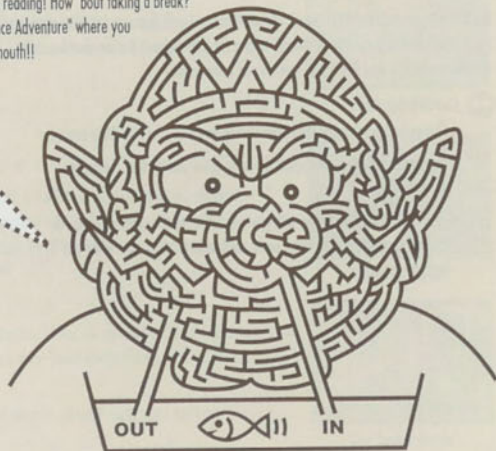
Boss Room



### Wario Maze!

Hey!! You must be tired from all that reading! How 'bout taking a break? Try this fascinating "Pore-Cleaning Face Adventure" where you go in my nose and come out of my mouth!! Whaddaya say? It's free!!

Gross!  
That's what  
you're thinking,  
right?



## THESE ARE MY REACTIONS! STOP LAUGHING!!!

Haven't you kids ever done something that made you look stupid? Oh, is that right? Well, FINE then! But even the powerful Wario gets into some embarrassing situations in this game! I eat too much and get all chubby, a bee stings my face and makes it swell like a balloon, my body catches on fire, and all kinds of other bad things happen to me!! But I'm a tough guy, so I keep coming back for more! You wimps could learn something from me!



### FAT WARIO

A Button: Jump ; + Control Pad : Walk

Burp! Grunt! Wheeze! I sweat buckets with every step and I can hardly breathe! How could my slim, gorgeous body get like THIS?! I shouldn't have gotten so greedy and eaten all those apples!! I guess you really are what you eat!! But with all this weight to throw around I can easily smash enemies and break blocks with a single jump! That's pretty good for a fat guy, huh? I'll probably need to diet to get back to normal though!!







## PUFFY WARIO

B Button: Rise quickly ; + Control Pad : Move left and right



Those pesky bees!! They've made my beautiful face swell up like a balloon! What?! You say I look better this way? I won't even be able to star in my own commercials looking like this!! Oh well, in the mean time, I could use this balloon face to float around! I'll probably just have to wait 'til I hit the ceiling to turn back to normal!!!

## VAMPIRE BAT WARIO

A Button repeatedly: Fly ; + Control Pad : Move



When that twerpy little bat Minicula bites me and sucks my blood, I turn into a bat! My big, macho arms turn into puny little wings!! But I can fly almost anywhere dark, so that's all right!! By the way, what's my blood type? You sucked my blood, the least you could do is tell me that!! What a pest!!



## BOUNCY WARIO

A Button: Jump high ; + Control Pad : Move




When a mallet hits my head, my long, toned legs turn into a spring! Not great, but it lets me jump amazingly high! I figure if I hit my head too much, my brain'll come out my ears!! My brain's probably worth a lot of money! Just kidding!! Hey, stay away from my head!!

## FLAT WARIO

A Button: Jump ; + Control Pad : Move

I've been smashed flat by a weight!! You'd expect my guts to be all squished and squashed, but wait! What's this?! How mysterious! How could this be! Now I feel very light and I can squeeze into thin passageways!!





## ZOMBIE WARIO

A Button: Jump ; + Control Pad : Move



Hey!! Wait a sec! What's happened to me!? I've got a fork sticking out of me, but I'm no piece of meat! Who stuck this in me? I'll get you! My face and body may look dreadful, but I can destroy enemies and drop through some floors like this!

## SNOWMAN WARIO

A Button: Jump ; + Control Pad : Walk



Somebody! Give me some tissues! It's not that I need to go to the bathroom or anything, but a lump of snow just fell from the ceiling, and I've become a big snowman! Now my nose is running like crazy! What'll Nintendo do if their BIG STAR gets a cold?! Oh well. If I roll down a slope and hit a wall, I'll return to normal!!



## BUBBLE WARIO

+ Control Pad : Move



Uh-oh! Trouble! I can't get out of here! I've been trapped inside a big bubble!! I'm in bubble trouble!! That's just a little joke of mine, heh heh!! How 'bout it? Funny, huh? You should write that one down!! By the way, if I rise to the water's surface, the bubble will burst!

## FLAMING WARIO

WHEN BURNING... A Button: Jump

WHEN COVERED IN FLAMES... + Control Pad : Move



Goo-waaaah!! Help! I'm on fire! Somebody! Help! In the time it's taken me to say this, my whole body's been covered in flames! But now's my chance!! Now I can bust up some types of blocks!! Still, don't you think this is just too much?! I blame the game programmers! I'll remember this!! GRRR!!





## FROZEN WARIO

### No Controls



Hey! After burning, I have to freeze?!? Aaah! What's going on with this game?! Is this some kind of cruel experiment?! Anyone else would've given up by now!!! If a certain enemy freezes me, I have to slide around non-stop until I run into something!! Those programmers! They just love making a fool of me like this! Well, next time they ask me to be in a commercial, we'll see what happens!!

All of my reactions are very important to this game, but to me, they're a real pain!! SO, if you are a true Wario fan, you will try to finish this game without letting ANY of this happen to me!! RIGHT?! Come on! Please, I'm counting on you!

## MY PESKY LITTLE ENEMIES... WHAT A WASTE OF PAGES

Taking care of most of my enemies is easier than taking candy from babies—which I highly recommend, by the way!! What enemies, you ask? All those stupid little creatures, of course!! Still, there are some enemies that can give me trouble... but I just power through 'em anyway! Wham! Pow! Blam!



Gogley-Blade



This guy looks weak and inconsequential, but as soon as he sees me, he'll zero in and attack! He's a little dangerous, but a good headbutt will knock him out every time!



Spear-Mask



Who named these guys?! Try being a little more creative! Whatever!! They get tougher as they go from yellow to blue to red, so watch out!



Beezley



He may look cute, but watch out—don't be fooled by looks! This one's got a temper as bad as I've ever seen! He'll poke you with that stinger in his tail 'til you can't take anymore!! Try giving him a Jump Attack!!



### Hoggus



This is one filthy little pig! He comes flying in from the sky dropping little pigs on you!! He brags about being a great painter, but trust me—his personality is anything but great! I know, because I'm so charming, right?! Whatever!! I just wish he'd wear pants!! It's only polite, don't you think?!

### Keyzer



He looks like a pushover... Too bad he's not an enemy! I'm out here risking my life and he just sleeps all day! Hey! Keyzer! You'd better wake up and smell the coffee or I'm going to smack you one real nice!!



## A FUN DAY IN MY LIFE! YOU! PAY ATTENTION!

### 7:00 - Wake Up

Asleep in my favorite sofa bed, dreaming of treasure. ZZZ! ZZZ! ZZZ! All of a sudden, a cockroach crawls up my nose! I wake up, freaking out!! Is little roachie gone for good?!

### 7:30 - Breakfast

Inhale a light meal of two gallons of milk, three loaves of French bread, a little cheese, and six raw eggs in a gulp—all in one minute. And since I'm such a worldly guy, I read the paper at the same time. I just skip all the hard words!! But today I get a great tip about some treasure!!!

### 7:40 - Bathroom

I like to stretch out my daily scheduled bathroom time!! Ahhh, that's better! I think I may be having some plumbing problems, because my toilet always seems to back up. Whatever!! I don't care!

### 9:00 - Going Out

I feel like The Man hopping into my wonderful Wario Car, but I feel something weird on my backside!! Eww!! It's pigeon poop!! Guh!! I don't have a hankie, so I'll just wipe it away with my Wario hat. No problem! I thought I'd take a leisurely drive to the pyramid, but I run out of gas!! Oh no! I'll just have to push the car to the next gas station... hoo hoo-wheeze...

### 12:00 - Lunch

I ate ten hotdogs at the gas station at 10:00, but I'm still feeling pretty hungry, so I eat three plates of spaghetti. It's still not enough, but hey, I'm on a diet!! I have spaghetti sauce all over my mouth, so I wipe it on my Wario hat... Arrghh! Yecch! What's that taste?! Ahh, whatever!!

### 3:30 - Treasure

Huff! Puff! I finally find a treasure chest! As I slowly open it, I find a shiny, golden... NOTHING! Crud!! I've been tricked! That stupid newspaper!! I'm suffering from "Empty Chest Syndrome"!! Har Har!! Get it?!

### 6:00 - Home

When I open the door to the hideout, I notice—ughh, arrghh—the toilet has spewed water everywhere!! I can't even describe how gross it is!!

### 7:00 - Snack

After taking care of the toilet problem, I settle down for an evening snack. I wolf down ten plates of the liver and onions I bought on the way home and ten pancakes!! I'm still a bit peckish!

### 8:00 - Evening Exercise

While listening to country music, I do ten sets of 100 push-ups each. That's how I can do such powerful attacks!! And also because I watch pro wrestling!! I like to cheer for Big Bama and Neutron B!!

### 10:00 - Sleep

Bath—NO! Brush teeth—NO! Don't be like me, kids! Then off to the sofa bed and more dreams... For some reason, I dream of cockroaches!! I wake up and hear a strange clicking noise inside of my head... Roachie?!!



**NEED HELP WITH INSTALLATION,  
MAINTENANCE OR SERVICE?**



**CUSTOMER SERVICE  
WWW.NINTENDO.COM**

*or call 1-800-255-3700*

*MON. - SAT., 6:00 a.m. to 9:00 p.m.;*

*SUN., 6:00 a.m. to 7:00 p.m., Pacific Time*

*(Times subject to change)*

Nintendo of America Inc.  
P.O. Box 957, Redmond, WA 98073-0957 U.S.A.  
[www.nintendo.com](http://www.nintendo.com)

PRINTED IN JAPAN