


• The Action-Adventure Simulation



MICRO PROSE
SIMULATION • SOFTWARE

2, Market Place, Tetbury, Gloucestershire GL8 8DA
Tel: (0666) 54326

Fax: (0666) 94331 Tel: 43422MPS UK G

The world's first
swashbuckling simulation.

PIRATES!TM

*Being a complete and comprehensive account
of the Great Age of Buccaneersing in the West Indies
between the years 1560 and 1700.*



FIRST EDITION

May, 1987

Copyright ©1987

2, Market Place, Tetbury, Gloucestershire GL8 8DA
Tel: (0666) 54326

Fax: (0666) 643311 Telex: 43422 MPS LDK G

PIRATES! is MicroProse Software, Inc.'s trademark for its computer game of Privateering, Smuggling and Piracy in the Caribbean.

Tandy, Atari, and IBM are trademarks of Tandy Corporation, Atari Inc., and International Business Machines Inc.
Commodore 64 and Amiga are trademarks of Commodore Business Machines Inc.
Apple II and Macintosh are trademarks of Apple Computer, Inc.

CREDITS

Game Design
Sid Meier

Software Graphics
Michael Haire

Scenario Design & Documentation
Arnold Hendrick

Software Development (C64)
Sid Meier

Quality Assurance
Alan Roireau

Playtesting:
Alan Roireau, Bill Stealey, Philippe Leroy, Ed Bever, Lawrence Schick,
Russ Cooney, Thomas Witter, Larry Martin, Steve Byrne,
John Stanoch, Dave Schaefer, Steve Meyer,
with the CUM-BACC and BAYCUG Commodore user-groups.

Cover & Map Art
Rebecca Butcher

Manual Illustrations
Michael Haire

Print Graphics Director
Mark Ciola



Introduction

It was an era of new kings and empires, of new tests of strength and power. It was a day when a man could rise from humble beginnings and be knighted for brave and daring service to the Crown. Now you can be such a man in PIRATES!, a game of hot-blooded swashbuckling across the Spanish Main.

You are transported to the Caribbean as it was in the heyday of smugglers, privateers, buccaneers and pirates. All the skills real men needed for survival and success are present, in real-time action!

In PIRATES! you navigate the wide Caribbean by guess, compass, and occasional sun sights with your astrolabe. In peace or battle, your sailing skill can spell the difference between a profitable journey and a watery grave. And if it comes to battle, you must do what real buccaneer Captains did — lead your men from the front, sword in hand, until you meet and defeat the enemy commander. This is a new type of game, an action simulation. Your game activities are based on how men actually did them, such as sailing ships and dueling with swords.

The Caribbean is a canvas of grand adventure, from the treasure-laden ambushes of Sir Francis Drake to the piratical plunderings of the notorious Henry Morgan (whose name still graces a brand of Jamaican rum). Like these men, you can discuss politics with provincial governors, sneak into towns for clandestine smuggling arrangements with local merchants, cross swords with vicious noblemen of all nationalities, rescue helpless waifs from vile slave plantations, even find a beautiful wife! When you accumulate sufficient treasure, land, honors, and satisfaction, you can take a pleasant retirement appropriate to your gains.

PIRATES! brings alive the grand scope of a venturesome and bygone age. As in every MicroProse simulation, extensive research into the details of places and people, ships and battles brings you unparalleled realism. PIRATES! goes beyond simple fantasy and touches the reality of an exciting page in history.

If you prefer to learn PIRATES! while playing, turn to page 5 and follow "How to Play without Reading the Manual".

If you like to understand the concepts before you begin playing, turn to "In the Beginning" on page 9 and read all of Book 1 (pages 9 through 36).

Contents

- 3 Introduction
- 5 How to Play without the Manual (C64)
- Book I - Instructions to Captains*
- 9 In the Beginning . . .
- 15 Fencing & Swordplay
- 22 Travelling the Caribbean
- 28 Broadside: the Tactics of Sea Battle
- 33 Pike & Shot: the Tactics of Land Battle
- Book II - Life in the West Indies*
- 37 Your Career on the High Seas
- 41 Colonial Life
- 48 A Gazetteer of Ships, circa 1690
- Book III - The Golden Antilles*
- 54 Famous Expeditions
- 60 Another Age
- 63 The Silver Empire, 1560
- 65 Merchants & Smugglers, 1600
- 68 The New Colonists, 1620
- 70 War for Profit, 1640
- 72 The Buccaneer Heroes, 1660
- 74 Pirates' Sunset, 1680
- Appendices*
- 76 Geographical Index
- 82 Notes & Memoranda
- 84 Saving Games, Hall of Fame, Loading Troubles

How the Manual is Organized

How to Playing without Reading the Manual provides loading instructions, a guide to starting your first game, and a summary of the controls.

Book I - Instructions to Captains provides comprehensive information on how to play. The Memoirs of Capt'n Sydney and the Historical Footnotes provide additional background information.

Book II - Life in the West Indies enhances your understanding of what is behind the various events, how you can affect them, and how you can take advantage of them.

Book III - The Golden Antilles provides specific information about the ships of the period, the famous expeditions, and the political-economic situation in each of the six eras.

*How to Play without Reading the Manual
Commodore C64, C64C or C128*

Loading PIRATES! on the Commodore C64 / C64C / C128

Loading

PIRATES! requires a C-64, C-64C or C-128 with a 1541 or 1571 disk drive and a joystick. Follow the steps below to load the game:

1. **Turn off your computer** and disk drive.
2. **Attach one joystick in port #2.** Do NOT leave a joystick in port #1 (a joystick there can scramble the controls).
3. **Turn on your disk drive.** WARNING: do not leave a disk in the drive when you turn it on or off - your disk could be damaged.
4. **Remove all cartridges** from your computer.
5. **Insert the PIRATES! disk,** label upward, into the disk drive. Close the drive door latch.
6. **Turn on your computer.**

On a C-128 PIRATES! loads automatically.

On a C-64 or C-64C, you must type the following to load the program:

```
LOAD "*", 8, 1
```

and press RETURN. After loading leave the disk in the drive.

7. **Have a spare disk handy.** To save the game you'll need a blank disk. You don't need to format the disk (a special format-disk routine is present within the save game option).

If you have difficulty loading the game, see the troubleshooting guide on page 85

Saving the Game

You will need an extra, blank disk to save PIRATES! during play. To save the game, enter any town and *Check Information*. The last information option will be *Save Game*. Select this option and follow the instructions. PIRATES! save-game disks use a special format. You must use the format option offered in *Save Game*, a normally formatted disk will not suffice. Note that formatting a disk prepares it for saving games, but does NOT actually save anything.

Having a formatted disk is also necessary if you wish to record your final score on the Hall of Fame (see page 84 for details).

*How to Play without Reading the Manual
Commodore C64, C64C or C128*

Your First Game

This "quick start" is for players who learn by experimentation. If you want to understand what's happening, read the appropriate section(s) in the manual.

Starting Options: Begin your first game with the following selections:

1. *Welcome: Start a New Career.*
2. *Special Historical Period?: No.*
3. *What nationality are you?: English*
4. *Type your name (no more than 9 characters) and press 'Return'.*
5. *You Are An: Apprentice.*
6. *Special Ability: Skill at Fencing.*

If you are confused, see page 9 for more details.

IMPORTANT: You must know when the **Treasure Fleet** or **Silver Train** arrives!

1. If asked about the Treasure Fleet in 1660, refer to page 39.
2. If asked about the Silver Train in 1660, refer to page 40.

If you are confused, see page 13 of the manual for more details.

Your First Duel: See the Controls Summary in the next page, or go to page 15 for a more detailed explanation.

In Port: Explore the port and options available there before leaving for your first cruise. Do not, however, divide up the plunder yet. See page 23 for more information.

Cruising the Seas: See the Controls Summary on the next page for more information. Lurking near a Spanish port often leads to promising ship encounters. See page 28 for information about encounters and fighting sea battles.

Finishing Your Voyage: Return to port and select *Divide the Plunder*. After that, select retirement. This ends the game and shows your score. Don't worry, you can come back out of retirement again (health permitting). See pages 37-39 for more information about goals and retirement.

This will get you started, but read the manual for more further information and explanations.

*How to Play without Reading the Manual
Commodore C64, C64C or C128*

A Very Abbreviated Controls Summary

Controlling Menus (see page 9, "to begin")

Move Cursor: Push joystick in direction desired.

Select Highlighted Option: Press joystick trigger.

Trading & Moving Goods (see page 23)

Select Trade Line: push joystick to point to line on screen.

Buy (take) Goods: flick joystick to left to move goods to your party.

Sell (leave) Goods: flick joystick to right to move goods away from your party.

Fencing & Swordplay (see page 15)

Fast Attack: Joystick to left (high, middle, or low).

Powerful Slashing Attack: Hold trigger and joystick left (high, middle, or low).

Parry (Blocks Attack): Joystick at center (high, middle, or low).

Retreat while Parrying: Joystick to right (high, middle, or low).

NOTE: Joystick height (up, level, or down) determines height of attack or parry.

Travelling across the Caribbean (see page 22)

Leave Port: Flick joystick in the direction you'll set sail.

Sailing: Joystick left turns ship left, joystick right turns ship right.

Marching Overland: Push joystick in direction you wish to march.

NOTE: You can anchor safely anywhere on the coast and disembark automatically. However, any travel over shoals (reefs) may be fatal.

Sea Battles (see page 28)

Sailing: Joystick left turns ship left, joystick right turns ship right.

Sails Up/Down: Joystick straight up raises all sails, Joystick down reduces sails.

Cannon Fire: Press trigger to fire broadside.

Boarding Enemy: Move your ship into the enemy ship, a fencing battle ensues.

NOTE: If attacking a fort, beach your ship near the fort to storm it.

Land Battles (see page 33)

Move One Group: Push joystick in direction you wish to march.

Move All Groups Together: Hold trigger while pushing joystick.

Fire at Enemy: Do not move men, they will fire automatically when in range.

Hand-to-Hand Combat: Move men directly into enemy (needed to storm a fort).

NOTE: Joystick button does NOT fire a group. Groups fire automatically. The joystick button switches between groups, or to move all groups at once.



In the Beginning . . .

The stars of new Kings and Emperors are rising in Europe. New opportunities abound for the ambitious man. There are reputations to be made, fortunes to be won, beautiful women to wed, and with royal favor you may even gain a patent of nobility. "Duke of the Realm" has a fine sound to it, does it not? These are days when glorious careers can come from a humble start.

To begin your adventure, load the game (loading instructions appear on page 5, additional troubleshooting instructions on pages 84-86). To make a choice move the pointer on the screen (using your joystick, mouse, or keyboard cursor keys, as appropriate) to highlight the option you prefer. To select the highlighted option, press the joystick trigger. You need not wait for the "Press to Continue" message.

A Word About Your Goals

From a humble start, you are seeking to make your fortune in the West Indies, so that you can retire to a life of wealth, ease, and high status. The quality of your retirement is a sum of your personal fortune, your rank, your lands, your reputation, the wife you marry (if any), and whatever especially pleasing events befall you during the course of your adventures.

After any voyage, when you return to port and divide up the plunder, you can then retire. If your health permits, you can come out of retirement and take up adventuring again, should you wish to try for more. As you learn the game make a few "trial retirements" to understand this better. See Your Career on the High Seas, page 37, for more information about your retirement and future happiness.

You can save a retired character in a "Hall of Fame". You must have a properly formatted save-game disk for this. Use the save-game routine (available at any port under *check information*) to format a disk. See the Appendix on Saving Games, Hall of Fame & Troubleshooting, page 84, for more information.

Welcome to "PIRATES!"

*Return with us to the golden age of
buccaneering on the Spanish Main*

Do you wish to . . .

Start a New Career?

Continue a Saved Game?

Command a Famous Expedition?

Initial Opportunities

A new player should select *Start a New Career*.

Start a New Career begins a complete



adventure, from your first arrival in the New World to your well-earned retirement. This is the "standard" game, and can continue for quite some time.

Continue a Saved Game allows you to resume any game in progress. You will need the disk upon which you saved that game. Do not insert the save-game disk until instructed on screen.

Command a Famous Expedition is a "short game" where you command just one expedition. These expeditions are usually large, but end whenever you divide the plunder. Famous expeditions are not for a novice — doing as well as the historical model can be a very challenging task.

Battle of San Juan de Ulua
(John Hawkins, 1569)
The Silver Train Ambush
(Francis Drake, 1573)
The Treasure Fleet
(Piet Heyn, 1628)
The Sack of Maracaibo
(L'Ollonais, 1666)
The King's Private
(Henry Morgan, 1671)
The Last Expedition
(Baron de Pointis, 1697)

Famous Expeditions

A new player should try a career rather than a famous expedition. Each expedition is a short, self-contained adventure that ends when you divide up the loot. In reality these expeditions were commanded by an experienced, skillful leader. To do well, you also should be an experienced leader.

John Hawkins, 1569: This is a fairly difficult situation. You have as large, powerful squadron, but are in a totally Spanish Caribbean. The only friendly ports are tiny anchorages. In reality, Hawkins tried to be a peaceful trader (sometimes at gunpoint — a most peculiar combination), and failed. See Famous

Expeditions, page 54 for additional background information.

Francis Drake, 1573: This is a very difficult situation. Like Hawkins, you are faced with a completely Spanish Caribbean, but now you have a small force. In reality, after a few false starts, Drake's boldness and bravery made him successful. See page 55 for additional background information.

Piet Heyn, 1628: This is a fairly easy situation. You have a balanced task force, and are admirably positioned to intercept Spanish treasure galleons off the Havana or in the Florida Channel. Equalling Heyn's feat of ambushing the entire Treasure Fleet will take a combination of good luck and persistence at the right place and time. See page 56 for additional background information.

L'Ollonais, 1666: This is a fairly easy situation. You have many potentially friendly bases and militarily weak Spaniards. However, duplicating L'Ollonais' achievement of conquering and plundering the entire Maracaibo region may prove taxing. See page 56 for additional background information.

Henry Morgan, 1671: This is a very easy situation. You have overwhelming forces, various friendly bases, and an enemy already weakened by earlier raids. Morgan captured Puerto Bello and sacked Panama. With any luck, so can you. See page 57 for additional background information.

Baron de Pointis, 1697: This is another very easy situation. You have powerful forces, while the Spanish are at their lowest militarily. It doesn't take much boldness to duplicate de Pointis' capture and sack of Cartagena. See page 58 for additional background information.

Do you wish to select a special historical period?

No, thank you.
Yes.

Select a Time Period:

The Silver Empire (1560)
Merchants and Smugglers (1600)
The New Colonists (1620)
War for Profit (1640)
The Buccaneer Heroes (1660)
Pirates' Sunset (1680)

Selecting an Historical Time Period

A new player should answer *No, thanks*. This automatically gives you the most advantageous era for piracy: The *Buccaneer Heroes* (1660).

The Caribbean and the Spanish Main were a changing environment as military and economic power waxed and waned, new colonies appeared, and old cities declined. The region gradually changed from total Spanish dominion in the 1560s, to a wild frontier for European colonization, and eventually to a cosmopolitan nexus in a new global economy.

The Silver Empire (1560): In this era the Spanish Empire is at its peak. All the colonies (with one lonesome exception) are Spanish, all the major ports and trade are controlled by Spain. However, Spain's gains have been so great other Europeans are attracted to steal and plunder whatever Spain cannot protect. Because of Spain's great power, this is an extremely challenging era, and should not be attempted by novices. See page 63 for more information.

Merchants & Smugglers (1600): This era is very similar to the *The Silver Empire*, but Spain is slightly weaker. A few abortive non-Spanish colonial ventures have begun, but the Caribbean remains essentially Spanish. Another change is the predominance of the Dutch smuggling trade. Like the 1560s, this era should not be attempted by novices. See page 65 for more information.

The New Colonists (1620): This era sees the first successful colonies founded by the enemies of Spain, while Spanish power continues to decline. With the new colonies, prospects for piracy and privateering are improved. Life is fairly challenging for would-be pirates and privateers. See page 68 for more information.

War for Profit (1640): This era is the heyday for small, independent buccaneers. The Spanish military and economy are at their nadir, while new European colonies are blooming throughout the Antilles. This period is a golden age (literally!) for the independent and resourceful man. It is an enjoyable era for players of all skill levels. See page 70 for more information.

The Buccaneer Heroes (1660): These decades are the peak of swashbuckling adventure in the Caribbean. Spanish wealth is reappearing, but Imperial military power remains a joke. European colonies and ports abound, fortune-hunting sailors crowd the taverns, searching for lucky Captains. This classic age makes piracy a pleasure for players of every skill level. See page 72 for more information.

Pirates' Sunset (1680): This era is the last for Caribbean pirate adventuring. European nations now take seriously events in the Caribbean. Navy warships are on patrol, Letters of Marque are harder to find, governors are less tolerant. Enjoy this era while you can, for it is the end of an age. This period is

somewhat tough for novices, but interesting and challenging for all others. See page 74 for more information.

Are you an?

English Buccaneer
French Buccaneer
Dutch Adventurer
Spanish Renegade

that nation (many of France's admirals in the Caribbean during the 1680s were Dutch buccaneers!). Your acts speak for you: if your deeds please a nation, a governor may reward you. If you anger a nation, a governor can order his harbor forts to fire on you!

English is often a useful nationality. This nation supports privateers in the 16th Century, and just as generously supported private colonization ventures in the next Century.

French is the second classic nationality for pirates. Although this nation provides less support to its sons overseas, it also gives them more independence, more freedom of action. Furthermore, the growing 17th Century French colonies on Western Hispaniola and Tortuga are ideal pirate bases.

Dutch is an exciting and different nationality. Except in the 1620s, the Dutch sailed as traders to the Caribbean, not as warriors. Of course, once in the Caribbean, more than a few supplemented their trading with more violent and profitable pursuits. As a rule, Dutch traders tried to stay on the good side of the French and English, although this was not always possible.

Spanish is the most challenging nationality. As a Spanish renegade you start in a weak position, although in 1680 you can play the interesting role of a Costa Guarda — the Spanish Caribbean coast guard who often acted liked pirates themselves! In either event, Spanish origin is a pleasant change and refreshing challenge.

What is your family name?

Your Name _____

Which difficulty level will you choose?

Apprentice
Journeyman
Adventurer
Swashbuckler

board the ship. This makes play easier, but whenever the party's loot is divided, all these experts take rather large shares, leaving little for you.

Journeyman is moderately easy. The player's subordinates are less expert

Selecting a Nationality

A new player should select *English Buccaneer*. Specific roles available vary from period to period (no Dutch role is available in 1560). The role you choose determines where you start, what ship(s) you have, the size of your crew, your initial wealth and reputation, etc.

Your initial nationality does not require you to support

Your Name

Type any name you wish, but you are limited to nine characters. Press the 'Return' key to finish your entry

Difficulty Level

A new player should choose *Apprentice*. This gives you the easiest and most helpful environment for learning.

Apprentice gives the player maximum

"aid" from expert subordinate officers on

(although still quite good), but your share of the loot is larger.

Adventurer is moderately difficult. Your subordinates are mediocre, but your share of the loot is very good.

Swashbuckler is extremely difficult. Your subordinates are 'drunken gutter swine' of precious little value. Of course, your share of the loot is the largest possible.

Which special ability do you have?

Skill at Fencing
Skill at Navigation
Skill at Gunnery
Wit and Charm
Skill at Medicine

Special Abilities

New players may select what they please. Apprentice difficulty level insures that all activities are fairly easy.

Skill at Fencing gives you well-trained reflexes that make enemy actions and reactions seem sluggish by comparison.

Skill at Navigation make travel on the high seas faster and easier.

Skill at Gunnery aids you during naval battles, making your broadsides more likely to land on-target.

Wit and Charm is useful when dealing with governors and others of high station.

Skill at Medicine helps you preserve your good health longer, and to suffer less from injuries. As a result, your career can last longer.

Your Starting Tale: Treasure Fleets & Silver Trains

As your early life unfolds, you are asked for a crucial piece of information: when the Spanish Treasure Fleet or Silver Train arrives at a particular city. The itinerary varies from year to year. The itineraries appear in chronological order on various pages throughout this manual. Be sure you have the correct year, and don't mistake the Treasure Fleet for the Silver Train, or vice versa.

You have gotten off to a rather unpromising start for your career. Perhaps you should start over, paying heed to your Silver Train and Treasure Fleets notes this time.

If you answer the question correctly, then events will unfold to your advantage.

If you answer incorrectly, you are warned about an unpromising start. Heed the advice and start over, otherwise you'll find your situation most bleak.

The Treasure Fleet in 1560

Cumana - early October
Puerto Cabello - late October
Maracaibo - early November
Rio de la Hacha - late November
Nombre de Dios - early December
Cartagena - late December
Campeche - late January
Vera Cruz - early February
Havana - early March
Santiago - late March
Florida Channel - late April



Spain & Peru: At times the Treasure Fleet is not in the Caribbean, but in Seville, Spain, preparing for another journey. Similarly, at times the Silver Train is not in the Caribbean, but in Peru, loading silver and gold there. In both cases it is inaccessible to you. You'll have to wait until it reappears in the Caribbean area.

Historical Footnotes

From the 1530s onward, Spanish ships suffered from privateers and outright piracy, not only in the West Indies, but also in the Atlantic. Spain's solution, adopted informally in the 1540s, then made law in the 1560s, was to "convoy" ships together in one powerful fleet.

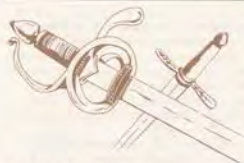
Each year the fleet ("flota") sailed from Seville in Spain, carrying passengers, troops, and European trade goods to the Spanish colonies of the new world. However, its principal purpose was returning silver from the mines in New Spain (Mexico) and Potosí (Peru) to the Spanish government in Europe. This vast wealth made the returning fleet a tempting target. Privateer and pirate ships frequently followed it, hoping to pick off stragglers. This was a dangerous business, since a well-handled war galleon could (and sometimes did) turn the tables and capture a pirate!

Similarly, the mule train roads along the coast of Terra Firma (South America) moved silver and other goods toward the major ports of Cartagena, Nombre de Dios, and Puerto Bello. These trains carried produce and specie destined to be loaded aboard the treasure fleet.



The Silver Train in 1560

Cumana - early April
 Borburata - late April
 Puerto Cabello - early May
 Coro - late May
 Gibraltar - early June
 Maracaibo - late June
 Río de la Hacha - early July
 Santa Marta - late July
 Cartagena - early August
 Panama - late August
 Nombre de Dios - early October



Fencing & Swordplay

Early Modern Europe was a willful and violent age. You discouraged thieves, righted injustice, protected your family, and maintained your honor with a sword. Whether challenged to a duel, or fighting your way through a tavern brawl, skill with cold steel was simple survival.

Basics of Control

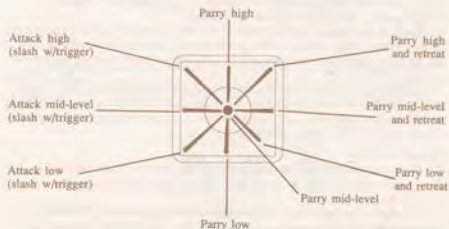
You are on the right side of the battle scene, your opponent is on the left.

To Attack, push the joystick left, toward the enemy. Push high for a high attack, horizontal for a mid-level attack, low for a low attack. Hold down the trigger before and during the attack for a slower but more powerful slashing attack.

To Parry, do not push left or right. Just push up to parry high attacks, leave centered to parry mid-level attacks, and push down to parry low attacks.

To Retreat, push the joystick right, away from the enemy. You parry while retreating, and like normal parries, these can be high, mid-level, or low, depending on joystick position.

To Pause, press the space bar. To resume fencing, press it again.



Choosing Your Weapon

Three types of swords are available: rapier, cutlass and longsword. For all three weapons, a slash is twice as effective as a normal attack, should it hit. Of course, slashes take longer to execute. Your opponent also has different weapons. On the C64, yellow shirts have a cutlass, orange shirts a longsword, green shirts a rapier.

The **rapier** is a long, thin, flexible weapon with a sharp point. It can be maneuvered easily and thrust into a target with accuracy. It has a longer reach than any other weapon, but its strikes do the least damage (that is, you must hit more often to defeat the enemy).

The **cutlass** is a short, heavy, curved cleaver with a mean edge but short reach. Cutlass hits can be devastating (twice as damaging as a rapier) making it a popular weapon among untutored fighters.

The **longsword** is a classic weapon of medium length (longer than a cutlass, but shorter than a rapier). Its attacks do more than a rapier, but less than a cutlass.

The Principles of Fencing

Combinations: Like all active men of your time, you are a trained swordsman. Attacking and defensive movements, including wrist, arm, body, and footwork are as automatic to you as throwing or kicking a ball. Put together, these motions form "combinations" that allow you to attack, parry, or retreat in various ways. Each combination takes one to two seconds to execute.

In battle, victory depends on selecting which combinations to use. If you recognize an attacking combination fast enough, you can block it with a defensive combination, or counterattack with a combination that exploits his attack.

A "hit" occurs whenever an attack connects. You'll see a flash and a hint of blood when you score a hit. Each hit weakens your opponent and demoralizes his followers.

Retreat from battle is easy. Just select retreat combinations until you move off the screen. This ends the battle. Of course, you lose whatever you were fighting over and your reputation suffers. On the other hand, when facing a skillful enemy, retreat is often better than defeat!

Panic & Surrender occurs whenever a leader in "panic" is hit. It also occurs in large battles when a leader's forces are reduced to just one man, and then he is hit. Striking a man who surrendered is an unchivalrous deed that may inspire him to rise and fight on.

Novices are advised to select a cutlass and just keep attacking, high, middle, and low, relying on the large damage done with each hit. However, if you'd like to defend yourself with some parry combinations, a weapon with more reach, such as a longsword or rapier, is recommended.

Combinations

Each combination is a different swordfighting maneuver in combat. As a fencer, you select a combination and your body automatically makes the appropriate moves.

All attacking combinations include forward-moving footwork. Therefore, to advance against your opponent, select an attacking combination. Similarly, all

retreating combinations cause you to back away from your opponent.

Slashing High takes the longest period of time to execute, but has an extra-long reach. If it hits, this combination does twice as much damage as a normal attack.



High Slash

Slashing Mid-Level is a faster slash, but slower than normal attacks and parries. If it hits, this combination does double the damage of a normal attack.



Mid-Level Slash

Slashing Low is the fastest slash, but has a slightly shorter reach. If it hits, this combination does twice as much damage as a normal attack.



Low Slash

Attacking High is a moderately fast attack that exploits the point rather than the edge of a weapon. It has a longer reach than mid-level or low attacks and slashes. If it hits, this combination only does half as much damage as a slash.



High Attack

Attacking Mid-Level is the second-fastest attack. It also emphasizes the point, rather than the edge. Therefore, if it hits this combination only does half as much damage as a slash.



Mid-Level Attack

Attacking Low is the fastest attack, but has a slightly shorter reach than normal. Like high and mid-level attacks, it uses the point. Therefore, if it hits this combination only does half as much damage as a slash.



Low Attack

Parrying High counters any high combination, attack or slash. As high attacks are slower developing than mid-level or low, defensive fighters rarely stand "on guard" in a high parry.



High Parry

Parrying Mid-Level counters any mid-level combination, attack or slash. This is a classic "on guard" position to which many swordsmen return. A fencer can move from this position to any other position very quickly.



Mid-Level Parry

Parrying Low counters any low combination, attack or slash. Experienced swordsmen periodically stand "on guard" in a low parry, since low attacks can develop very quickly.

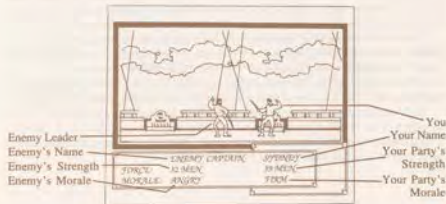


Low Parry

High Parry & Retreat combines the standard high parry with backpedal foot movements that move you away from your opponent.

Mid-Level Parry & Retreat combines the standard mid-level parry with backpedal foot movements that move you away from your opponent.

Low Parry & Retreat combines the standard low parry with backpedal foot movements that that move you away from your opponent..



Leadership in Battle

Only a few of your battles are man-to-man duels. Most of the time you are leading your stalwart crew against the enemy. As you duel the enemy leader, your crewmen are also fighting.

Morale: Your hits against the enemy leader, and his against you, change the morale of each side in battle. Morale levels run from *Wild!* (the best) downward through *Strong, Firm, Angry, Shaken* and finally *Panic*.

Number of Men: As you fight, a battle rages around you. The rate each side suffers casualties depends on their strength and their morale. If morale is fairly equal, a force with superior numbers will inflict more casualties. However, an inferior force that has high morale can avoid casualties and inflict serious losses

on a larger force with very low morale. Therefore, morale can be more important than numerical comparisons.

Retreat & Surrender: You can lead your men into a retreat from battle by retreating yourself. Surrender occurs when you inflict sufficient hits on an enemy leader in "panic," or when you've reduced the enemy to just one remaining man and then hit the leader (regardless of morale). Of course, the same could happen to you.

The Memoirs of Capt'n Sydney

Many a buccaneer captain is nothin' but a big bully. Unschool'd in fencing, he'd carry a sharp cutlass and swing away, knowing that a spine-splittin' slash do'd more than a half dozen rapier thrusts. I hear Blackbeard himself, who always used a cutlass, was run through several score times by rapier before he fell. He'd not lasted so long with a cutlass in his gizzard, mate!

Well, I'm no fencing master, but I had some schoolin' in the art of cold steel. I'd use a cutlass to terrify poor, inept merchant Captains, slashin' 'em up and chopin' 'em down quick as a slipped anchor. 'Gainst most opponents I preferred me longsword. Toledo steel it was, with a fine balance and nice edge. In a serious fight I'd not slash much, since it slowed me down and exposed me too long. Now I know rapiers are all the rage now, and their extra reach is right handy. But it takes too bless'd long to do in the opposition with an overgrown pin!

Now if'n I 'twas leadin' my men 'gainst greater numbers, me tactics did change. I remember bein' boarded by a war galleon commanded by an Admiral or Count or somethin'. Long fancy name, he had. Sure to be a good fencer, I thought, and he was. But outnumbered as we were, I had ta' strike quick like, get the battle goin' our way, or me mates would've been slaughtered up right quick.

So I's grabbed a cutlass and charged that Don, howlin' like a demon. I struggled off a couple rapier pricks and got right in eye-to-eye, slashin' at 'is legs. That took some stuffin' out of him right quick! With them papists all shaken and panicky like, it didna' take long to polish 'em off.

The Treasure Fleet in 1600

Cumana - early October
Caracas - late October
Maracaibo - early November
Rio de la Hacha - late November
Santa Marta - early December
Puerto Bello - late December
Cartagena - early January
Campeche - early February
Verá Cruz - late February
Havana - late March
Florida Channel - late April



Historical Footnotes

The Common Man as Warrior: In this turbulent time there were more clergymen than sheriffs! A man protected his own property and person against thieves and banditry, since the kingdom often could not. It was the rare man who went without some weapon. Noblemen settled disputes "quietly" in duels, rather than through open warfare (a medieval practice the Crown frowned upon). Commoners used staves, clubs, crude spears, large knives and such. Where available, the heavy cutlass was an ideal weapon for a stout but untutored fighter.

The Colonial Frontier: Life in the colonies was even more unruly than the homeland. This was especially true of the English and French colonies, largely populated with convicts, fortune hunters, deadbeats, religious fanatics, and other people the homeland was happy to see off. Furthermore, in the colonies the landholder might be absent or nonexistent. In Europe every square inch of land was part of some nobleman's demise, and he or his family usually lived just up the road, ready to enforce ancient feudal custom and law.

Firearms existed in this era, but were still newfangled weapons of slow speed and dubious reliability. Throughout the 1500s firearms were fired with a slow-burning match. Reloading was a long, laborious process that required two minutes or more, complicated by the need to handle loose gunpowder while you held a lighted match! The flintlock and trigger (invented in 1615 in France) was used by hunters, sportsmen, and probably buccaneers by 1630. However, it was not reliable enough for military use until 1670. In battle you might carry a loaded pistol or three, but you relied upon your sword, not your guns. Note that the musketeers of Dumas' *Three Musketeers* (based on events in the 1620s) generally used their swords, despite being members of the most elite firearms unit in the entire French army!

The Silver Train in 1600

St. Thome - early April
Cumana - late April
Caracas - early May
Puerto Cabello - late May
Coro - early June
Gibraltar - late June
Maracaibo - early July
Rio de la Hacha - late July
Santa Marta - early August
Cartagena - late August
Panama - early September
Puerto Bello - late October





Travelling the Caribbean

The Caribbean is a wide, warm, and pleasant sea. Idyllic tropical islands and lush jungled shores contain in its steady currents. Stretching over three thousand miles, the water is a broad highway between mainland ports, island towns and hidden anchorages.

May 24, 1660

Continue Travels

Party Status

Personal Status

Ship's Log

Maps

Cities

Take Sun Sight

Search

Save Game

Information

You can see information about your situation by selecting *Check Information* while in town, or by pressing the joystick trigger, mouse button, or return key (depending on your computer) while travelling around the Caribbean.

Continue Travels returns you to your previous activity.

Party Status shows what your group owns and the attitude of your men (*happy, pleased, unhappy, or angry*). Beware of mutiny if the men remain angry too long. Expect defections if you run out of food.

Personal Status shows your standing with each nation, and personal details about your age, health, wealth and reputation. If your health is poor, you will be forced to retire soon.

Ship's Log recaps your activities and travels, with notes about special information you found. If you're confused about recent events, consult your log.

Maps is a file of all your map fragments to buried treasures and other hidden locations. Initially you have none. You'll find that all maps have the objective (buried treasure, hidden plantation, etc.) in the center. Unfortunately, it's a secret map, so parts may be missing. Once you follow a map to the spot where you think the object is to be found, you must spend time *searching* for the object (see *Search* option, below).

Cities provides all available information about the various towns and cities in the Caribbean. Just point to a name and press the joystick trigger, mouse button or return key (as appropriate) to see more information. If an important event (such as pirate attack or a new governor) radically changes information about a town you'll find "no information available" until you either visit the town or purchase new information from a traveller in a tavern.

Take a Sun Sight allows you to spend the day plotting your position with the astrolabe. An explanation of this technique is found on page 26.

Search means you'll spend a day searching for treasure or other hidden things at your present location. If you're in the right spot, and have the appropriate map fragment, you'll find what's there. Without a map fragment you always find nothing. This option is *not* available if you are at sea or in a town.

Save Game allows you to save the game in progress. This option is available *only* if you are in a town.

The Town is bustling with activity.

Do you:

Visit the Governor

Visit a Tavern

Trade with a Merchant

Divide up the Plunder

Check Information

Leave Town

Getting Around Town

Visit the Governor: A visit to the governor's mansion may be useful. He can tell you with whom his nation wars and allies. He may make special offers or awards. With luck and sufficient prestige, you may meet his daughter. However, the governor does not spend much time entertaining coarse sea dogs like you. Once you have visited the governor of a

town, don't expect to gain admittance again soon.

Visit a Tavern: Taverns are a place where you can recruit additional men for your crew, hear the news, purchase detailed information from travellers, and perhaps meet new and interesting people. You can visit a tavern again and again, drowning your sorrows in drink while time passes. However, you'll notice that new crewmen aren't interested in signing up with an old sot.

Trade with a Merchant: This option is explained in more detail below.

Divide up the Plunder: As Captain, you get a fixed percentage of the party's wealth (the percentage varies with difficulty level). The remainder is divided among the crew. Furthermore, not only is the plunder divided, but also the ships, stores, goods and cannon on them. The crew *always* disperses with their newfound wealth, leaving you with just your flagship and its share of the provisions and armament. After refitting your ship (which takes a few months) you'll have to rebuild your band from scratch.

Check Information: This shows information about you, your party, and the current situation (see the preceding subsection for details).

Leave Town: Your party departs from the town, ready to either set sail or march away overland, as you prefer.

	Your Name	Merchant	Price
Gold	1000 pcs	3300 pcs	
Food	15 tons	70 tons	40 pcs
Goods	0 tons	54 tons	50 pcs
Sugar	0 tons	59 tons	60 pcs
Cannon	6	0	50 pcs

Space in Hold: 22 tons

Use joystick to transfer cargo, press trigger when done.

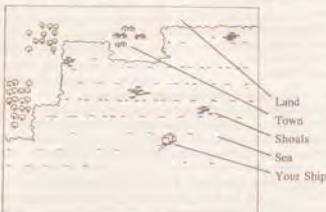
Trading with Merchants

The merchants in a town can buy and sell food, European goods, and the current export crop (hides, tobacco or sugar, depending on the era). They can repair or buy ships and cannon.

but almost never have any for sale.

To buy or sell any item, move the pointer up or down to select the line with the proper item. Then move the pointer left to move items onto your ship (the appropriate amount of gold is automatically given to the merchant). Move the pointer right to sell items to the merchant (the appropriate amount of gold is automatically moved from the merchant to you). When items are bought and sold, the amount of space left in your hold is also adjusted automatically.

In addition, if you have more than one ship, you can sell the extras. If you have any damaged ships, you can pay for their repair. If you sell too many ships, you may start trading with *negative* space in your hold (more cargo than room). In this case you must sell at least enough items to bring the space up to zero.



Travel by Sea

When travelling your party moves across the land and seas of the Caribbean.

Setting Sail: If your ship is on the coastline and your party of men is touching it, you can set sail. *Push the joystick* in the direction you wish to launch the ship. Launching the ship uses a different joystick motion than sailing.

Sailing: To continue sailing straight ahead, leave your joystick centered. A ship's course is controlled by turning its rudder left or right. Push the *joystick right* to turn right (starboard). Push the *joystick left* to turn left (port).

Speed: The speed of a ship depends on how the wind blows against it. Travelling directly into the wind is always slowest. Travelling with wind coming diagonally from the rear is generally the fastest. Each type of ship has a different "point of sailing" (the wind position at which the ship develops maximum speed). What with shifting winds and periodic storms, sailing requires more than a little judgement and skill.

If you have a fleet of many ships, the entire fleet travels at the speed of the single *largest* ship.

Pause: To pause your travels (to deal with the minor details of life outside the Spanish Main) press the space bar. To resume, press it again.

Weather: The clouds travelling overhead indicate the direction of the wind, which varies significantly. Clouds are storm fronts that provide strong, fast wind if you are near, but may trap your ship if you sail too close.

Shoals & Reefs: You can see where the sea breaks across shallow reefs and shoals. If you pass over these, one of your ships could lose its bottom. Pinnaces and sloops have a very shallow draft, allowing them to sail across these hazards without risk.

Anchoring: You can only anchor in shallow, coastal water. Do this by sailing directly up to the coast. The ship automatically stops and your crew disembarks. If you anchor at a town, you have special choices (see Arriving at a Town, below).

Getting Information: Press the joystick trigger button to temporarily pause your travels and get information (see Information on page 22).

Minimum Crew: It takes at least eight (8) men to sail a ship. If you have fewer than eight men per ship, your men will abandon one.

Overland Travel

When your party is on land, move by *pushing the joystick* in the direction you wish to march. Of course, the land is mostly trackless jungle, swamps and mountains, making overland movement very slow.

When moving on land your party can carry only as much as you can fit into your ships.

Arriving at a Town

You have arrived at a lovely sea-side town. Will you?

Sail into Harbor

Attack Town

Sneak into Town

Leave Town

Sail into Harbor means that your ships sail peacefully up to the quays. This option is available only if you arrive at the town by sea. If the town is guarded by a fort, the fort may open fire on your ships if that nation is hostile. If the nation is wary, the fort generally will not fire unless the governor personally dislikes you.

March into Town means that your entire party walks into town openly and peacefully. This option is available only if you arrive by overland travel.

Attack Town has different effects, depending on whether you arrive by land or by sea.

If by Land, you will attack the town overland. If the town has a fort with a large enough (and brave enough!) garrison, they may sally out and meet you outside in a land battle outside of town (see Pike & Shot, page 33). Other times the troops will sit in either the fortress or the town, forcing you to lead your men against them in close-quarters hand to hand combat (see Fencing & Swordplay, page 15).

If by Sea, your flagship will have to fight a naval battle against the fort (see BroadSides, page 28, for details). Your objective is to sail your ship to the shore near the fort, so your men can land and storm the seaward side of the fortress (see Fencing & Swordplay, page 15). Naturally, this is rather dangerous, what with the fort's guns firing at you!

Sneak into Town means that you hide your ships in a nearby cove and creep into the back streets at night with a few trusted men. If you are afraid of fire from the forts, this is an excellent way to get inside and do some quiet business. However, if your reputation is large, you may be recognized and attacked. If that happens, you must fight your way out of town, or be captured and imprisoned.

When you sneak into town, the need to keep your identity secret prevents you from recruiting men in a tavern. In addition, the party's loot is left behind in the ship, preventing you from dividing the plunder.

Leave Town returns you to travelling about the Caribbean.

Take a Sun Sight & Find Your Position

"Shooting the sun" with an astrolabe is technique for finding your latitude. A latitude scale appears on the side of your map of the Caribbean for easy reference.

Controlling the Astrolabe: Push the joystick left or right to move the astrolabe left or right. Push the joystick up or down to raise or lower the sighting platform of the astrolabe.

Using the Astrolabe: Watch the sun travel through the sky, following it with the astrolabe. As the sun reaches its *highest* point (noon), move the astrolabe beneath it. Raise or lower the sighting platform until it is just touching the bottom of the sun. Now read the latitude. This is your latitude in degrees north of the equator.

You'll note that cloudy weather makes sun sightings difficult.

Dead Reckoning Longitude: Longitude (east-west position) can be found only through dead reckoning. If you're an apprentice captain, your expert sailing master provides a dead-reckoning estimate. Otherwise, you must make your own guess, based on how fast you've been travelling east or west.

The Memoirs of Capt'n Sydney

On me first voyage, sailing as a 'prentice, all seemed easy. I'd just order the course and we'd sail there. If'n I was uncertain about our position, we'd take a sun sight, d'ye see, and the sailing master'd reckon out Longitude nice as you please. But come time to divide the plunder, and I found my officers were getting three pieces o' eight to my one. No profit in that, thinks I, and go 'venturing next time with fewer officers.

Well, it took me a bit o' time to learn better those chores that'd come so easy before. But 'twas all worth it, the time I sailed from Port Royale to Curaçao, sou' by sou'east, and made a dead perfect landfall! But bi'god a long tack to windward, to the Caribbees say, 'twas always a tiresome bit. After we'd got Providence isle back from the Dons, ... oh, Santa Catalina they call it now?... anyway, that harbor made a nice place to divide the loot and sell off those slow prizes. I'd just hold onto me handy sloop. A quick refit we'd be off upwind to Barbados, see, with not one square-rigger to slow us down!

And I got right sneaky about getting what I wanted at ports. As any sailor knows, any ol' anchorage 'd do for repairs; but to move plundered sugar and goods, my favorite device 'twas sailing to some big, wealth port, then sneak in to talk trade with the merchants. Spaniards weren't much for this in the rich towns,

but narry an Englishman, Frenchman, or Dutchman lived who'd not do business wi' honest Capt'n Sydney! Let 'em sense a profit, and they'd be at yer rail and hang what the gov'ner thought!

And mate, I remember those times I'd visit the gov'ner hi'self. Got the true lowdown on war and allies and the like, sometimes even a dinner, or a nice rack if'n he liked me. Aye, and his ugly daughter, all religious like... she'd all be fawnin' on me, happy to tell every little secret in her blessed little heart. Well, I'd a more sense than marryin' the dear, let me tell ye!

Ah, well, then I got famous, and had ta' stop all this sneakin' 'bout. I was too well known. If the gov'ner took a dislike ta' me face, one step into town and guards'd be swarming. Price of success, mate, took half the pleasure out o' life.

Geographical Footnotes

Weather patterns: The Caribbean is a warm ocean. The water surrounding the islands stays a constant 77°F. This steady sea temperature maintains a pleasant climate on the surrounding land, although weather and elevation cause notable variations. The most extended period of bad weather occurs in the summer and fall, from June to November, with hurricanes not uncommon in the later part of this season.

In all seasons the prevailing winds are trade winds coming from the east. Of course, local, temporary variations are not uncommon.

Channels & Passages: The classic sailing pattern in the Caribbean was to enter through the Caribbee Islands (Lesser Antilles), put into ports along the Spanish Main (the coastline of Terra Firma), swing northward into the Yucatan Channel (off the west tip of Cuba), and then northeast through the Florida Channel northward to catch the North Atlantic prevailing westerlies back to Europe. Along this route the Florida Channel was the point of maximum danger. Unwary captains could be driven upon the Florida coast, or tack too far upwind and become lost in the treacherous Bahama shoals.



The Treasure Fleet in 1620

Caracas - *early September*
Maracaibo - *late September*
Rio de la Hacha - *early October*
Santa Marta - *late October*
Puerto Bello - *early November*
Cartagena - *early December*
Campeche - *early January*
Veracruz - *late January*
Havana - *late February*
Florida Channel - *late March*



Broadsides: the Tactics of Sea Battle

Encounters at Sea

Sail Ho! Your first sighting of an enemy ship is its sails and masts coming

"Sail Ho!" The lookout reports a sail on the horizon. Shall we?

*Investigate
Continue Voyage*

She looks like a Merchantman, Captain. Shall we?

*Investigate
Sail Away*

She's flying Spanish colors, Captain. Shall we?

*Close for Battle
Hail for News
Sail Away*

over the horizon. Continuing your voyage is a nearly foolproof way to evade any encounter. Investigating the sail means you automatically close on the other ship.

Ship in View: If you investigated the sail, you'll now see the whole ship. If you sail away now, you may evade contact, but maybe not. Instead you can continue investigating, which closes the range further, allowing you to determine the ship's nationality.

See Her Colors: After the other ship hoists its colors, you can try to sail away peacefully, come alongside and talk over the latest news, or attack her. If the ship is a pirate or pirate-hunter, it may recognize you and attack, regardless of your choice.



The Silver Train in 1620

St. Thome - early March
Cumana - late March
Caracas - early April
Puerto Cabello - late April
Gibraltar - early May
Maracaibo - late May
Rio de la Hacha - early June
Santa Marta - late June
Cartagena - early July
Panama - late July
Puerto Bello - early September

"We have 44 men and 10 cannon ready for battle. Winds are light. Which ship will you command?"

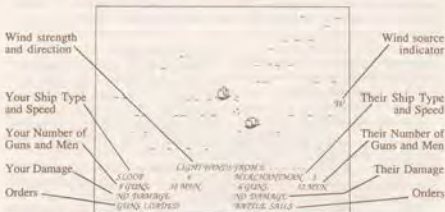
*Merchantman
Sloop
Sloop (damgd)
Pinnace*

Select Your Flagship: If a battle occurs and you have more than one ship, you can select which will be your flagship. The ship you select fights the battle. In the example to the left, you have four ships in your fleet: a merchantman, two sloops (one damaged), and a pinnace. Any one of these can be

your flagship. Consider your choice carefully, since the type of ship you're sailing can be important in battle.

The number of men and guns available for battle is a theoretical figure. If your flagship is small, you'll find the number of men and guns limited by the capacity of the ship. See "A Gazetteer of Ships" (page 48) for information about each type of ship. Furthermore, it takes four (4) of your crewmen to man each gun. If your crew is too small, you may have fewer than the maximum number of cannon available.

The ship you select remains your flagship until the next battle.



Battle at Sea

When an encounter leads to battle, the scene changes to a ship-against-ship duel. The color of a ship's hull matches the color of its name below.

Sailing: Maneuvering is performed just like travel by sea. Push the joystick left to turn left (port). Push the joystick right to turn right (starboard). To remain on course, leave the joystick centered.

Change Sails: Push the joystick straight up to set full sails for maximum speed. Push the joystick straight down to rig battle sails, for lower speeds with much less risk of rigging damage. You begin with battle sails set.

Fire Broadside: Push the trigger to fire a broadside. Your gun captains will automatically fire the side of the ship nearest the enemy. Remember, your guns are mounted along the left and right sides of the ship. Therefore, to aim your

guns, you must turn the ship so its side faces the enemy.

After a broadside is fired the gun crews reload as fast as possible. Reloading speed depends on the morale of your crew. A happy crew loads faster than an unhappy one. Enemy reloading speed depends on the quality of their crew (warships, pirate-hunters, and pirates have better quality crews than peaceful merchantmen and cargo fluyts). Reloading is temporarily halted if you change your sails — the gun crews are needed aloft to handle the sails.

Pause: If the heat of action is too fast and confusing, or external events call, press the *space bar* to pause the battle. Press it again to resume.

Escape from Battle: To escape from a naval battle, sail away from the enemy. Once the distance between ships is large enough, the battle ends automatically. In addition, if the action continues long enough, nightfall can end the fight.

If you escape from battle and the enemy ship is undamaged, you may lose a ship to the enemy pursuit. This is only a danger if you have two or more ships sailing together.

Grapple & Board: If you sail your ship alongside or into the enemy ship, the ships automatically grapple together and a boarding battle ensues. You must lead your men into the fight. See *Fencing & Swordplay*, page 15 for more information.

"Captain, we've captured a 6 gun merchantman of 100 tons. We have space for 80 tons in the hold. Shall we keep her?"

Yes, send a prize crew

No, plunder and sink her

you'll get a report about the enemy ship's armament and capacity, as well as the empty space remaining in the holds of your fleet.

In general, taking a ship prize is useful, since you can sell the ship as well as its cargo at a friendly port. The disadvantages are that a slow-sailing prize will slow down your entire fleet (Spanish galleons and badly damaged ships are especially slow sailers). Furthermore each prize requires eight (8) men to handle it. This means eight fewer men available for battle on your flagship.

In the above example, you captured a 100-ton merchantman. Since you only have 80 tons of space available in your fleet now, if the merchantman is full of cargo you won't have enough space for everything. On the other hand, it's unlikely the merchantman will be completely full, and she may slow down your fleet considerably. If speed is important to you, perhaps you should sink her.

Plunder: Regardless of whether you take the ship prize or sink her, you must decide what you wish to plunder and call your own, and what you wish to leave behind (throw overboard). You'll automatically take all the gold from the ship. Compared to its value, gold weighs virtually nothing, and therefore doesn't affect your cargo capacity.

Transferring goods to your ship, or throwing things overboard, works just like

Prizes & Plunder

Prizes: When you win a battle at sea, you can either take the enemy ship for your own (send a prize crew), or you can just take its cargo, while burning and sinking the ship itself. After the battle

trading with merchants. To transfer items to your ship, move the pointer up or down until it is on the correct line, then flick it to the left to move things to your ship, or to the right to leave things behind.

Amphibious Assaults on Towns

If you sail into a town and select *Attack Town*, you begin an amphibious assault on that town. In an assault, your flagship must sail up to the fort guarding the town, touching land as close to the fort as possible. If you land too far away, the men will refuse to march and the assault ends in failure. If you land close enough, the men jump ashore and storm into the fort, leading to a fight on the battlements (see *Fencing & Swordplay*, page 15). The number of men participating in the assault is limited to the number that can fit on your flagship.

As in normal sea battles, you can retreat (end the battle) by sailing away.

The Memoirs of Capt'n Sydney

Captains nowadays are all lily-livered cowards! In my time, 'twas was the mark of a Captain that he could take a galleon with a pinnace. Aye, I did it meself off Yucatan. 'Twas a laggardly galleon from the Treasure Fleet, beating upwind to Havana. We took the weather gauge, danced around her broadsides, gave her a few cannonades across her stern, then came alongside to board. That firen' on her had the Dons half demoralized already. I bloody n' 'em some, and the battle was done.

'Tis my opinion that yer main choice is the flagship. 'Gainst a fore-'n'-aft rig ye need similar, sloop preferred. Otherwise they'll just escape upwind. Taking down fluyts and merchantmen 'tis oft a job for a fore-'n'-aft rig, but it's right dangerous using such 'gainst a frigate or galleon. A couple broadsides and yer swimmin' with wood chips. Besides, in strong winds a square-rigger on a broad reach outruns a fore-'n'-aft. Suchlike times, I oft take a square-rigger meself, so the swabs don't take a powder and disappear over the horizon.

When I'm engagin', I always rig full sails and get a broadside into 'em quick 't slows 'em down. With all me sail set, I dance 'bout 'em smartly. 'Course, this is right dangerous work, since I canna' afford to take any fire, elsewise I'll lose plenty of sail and perhaps a mast. I've seen other Capt's just run broadside to broadside under battle sail, poundin' away. Then I 'se knows fellows who hardly fire a cannon. They sail up and board directly, trustin' t' cold steel. So 'tis really a

The Treasure Fleet in 1640

Caracas - early October
Maracaibo - late October
Rio de la Hacha - early November
Santa Marta - late November
Puerto Bello - early December
Cartagena - early January
Campeche - early February
Vera Cruz - late February
Havana - late March
Florida Channel - late April



matter of temperament, d'ya see?

Me most terrifyin' battle was the time we sailed into Caracas, lookin' to storm the fort from seaside. Those two forts mounted 24 cannon, I'd a merchantman for the flag, givin' an even match in firepower. But we was approachin' with the wind on the quarter or towards the bow some, I had me choice of sailing bow in and taking it wi' no chance a' reply, or turning a boardside but fallin' off downwind. We tried a couple broadsides 'n' knocked out a few guns, but lost a mast. Soon we was a' fallin' off seriously, the hull leakin', and no way back upwind. Befor' we was sunk I put back out to sea, poorer but wiser. 'Twas for the better anyway — the bloomin' fort 'ad me outnumbered!

Historical Footnotes

LeGrand's Galleon: In 1635, Pierre Le Grand and 28 men were lost somewhere off the west coast of Hispaniola, rudder broken and their pinnace leaking. At dusk they sighted a towering Spanish galleon. They crept up to her in the twilight, keeping under her stern and away from the formidable broadside power of the huge ship. Finally close enough, Le Grand and his men bored holes in their unseaworthy craft and climbed up the Spaniard's stern in a do-or-die assault. They captured the surprised Spanish Captain in his cabin, playing cards. He was sure that a paltry pinnace was no threat to him!

Best Speed: Different ships make their best speed in different directions. Fore-and-aft rigged ships (Pinnace, Sloop, Barque) do best on a broad beam reach, or a beam reach. Square-rigged ships (all others) do best on a broad reach or running broad reach. In light winds smaller ships are often faster, while in strong winds bigger, heavier ships sail faster if the wind is in an advantageous position. See the Gazetteer of Ships, page 48, for more information.

The Weather Gauge: A ship upwind (closer to the wind source) than another has the "weather gauge". With this advantage a ship can run downwind and rapidly attack its opponent, while the enemy must laboriously tack upwind to reach it. The weather gauge was especially valuable protection for smaller ships. Their fore-and-aft sails allowed them to sail into the wind faster. These ships often had oars to permit movement directly into the wind. A small ship with the weather gauge can tack back and forth across the bow or stern of a much larger ship, firing broadside after broadside with impunity.



The Silver Train in 1640

Cumana - early April
Caracas - late April
Gibraltar - early May
Maracaibo - late May
Rio de la Hacha - early June
Santa Marta - early July
Cartagena - late July
Panama - late August
Puerto Bello - early October



Pike & Shot: the Tactics of Land Battle

The English, French and Dutch pirates were no fools. They knew that the wealth carried by Spanish ships originally came from Spanish towns. But gaining these riches meant they had to overpower small armies of Spanish regular and militia troops, then storm powerful fortresses.



Battle on Land

When your party marches overland into a town and selects *attack the town*, the town's defenders may form a small army, march out, and meet you in open battle. If the defenders are especially cowardly or weak, no land battle occurs — your men storm into the fort or the town's streets.

IMPORTANT: Controlling your forces on land is different from all other activities. The joystick trigger does NOT cause firing (instead, it controls which group you're directing). Pike & Shot warfare is QUITE UNLIKE other types of fighting. Please read the following instructions carefully!

Giving Orders: In a land battle your party is divided into two or three groups. You can give orders to each group separately, or give the same order simultaneously to everyone.

Select a Group: Press the joystick trigger to select a new group. The group selected changes from gray to black on the map, while the group's strength and

morale appear below. Press again to select another group.

Move a Group: Push the joystick and the selected group moves in that direction.

Move all Groups: Hold down the joystick trigger and push the stick. All your groups will move in that direction.

Pause: Press the *space bar* to pause the battle. Press it again to resume the action.

Combat: Your men fight in two ways. They can fire their muskets over a fairly short range, or they can melee the enemy in hand-to-hand combat. In melee combat everyone participates, not just those armed with muskets.

Musket fire occurs when your men are stationary. Each group selects the nearest enemy within range and opens fire. If no enemy is within range, that group doesn't fire. *Remember, your men cannot fire while moving; they cannot shoot until you release the joystick!*

Melee combat occurs whenever your men move directly into an enemy group, or vice versa. You can continue moving while the melee rages. Although your party and most defenders are on foot, some larger Spanish towns field cavalry forces that move fast and are excellent melee fighters on open ground. Cavalry, however, lacks long-range muskets and is hindered badly in woods.

Visibility: Men in woods and within a town are invisible to the opposition. You'll notice that enemy troops disappear in such situations. When you are in woods or a town, the enemy loses sight of you. Use this to your advantage by hiding a group along the edge of a woods or town, then luring the enemy in range by exposing another group.

Your report about an enemy group (on screen below the map) refers to the *nearest visible* enemy group.

Terrain Effects: Woods, town buildings, and marshlands slow down all troops. In addition, woods and buildings provide cover from enemy fire. This means the troops take fewer casualties and cannot be hit at long range. Enemy forces have small coastal boats available, allowing them to sail quickly over water. Your men, however, must wade through the shallows.

Morale: Each group has a separate morale level. Morale ranges from *strong* (the best) to *firm, angry, shaken*, and finally *panic* (the worst). When a group panics they run away from the enemy, regardless of orders.

Significant casualties will demoralize a group, while a respite from combat restores morale. Troops out of battle recover their morale faster than troops under enemy fire or attack.

The Final Assault: Your goal is to move your men *onto the enemy fort*. When you do this the open field fighting ends and a swordfight on the ramparts decides whether the enemy surrenders the city, or your attack fails (see *Fencing & Swordplay*, page 15).

Retreat: You can retreat from the battlefield by moving off the edge of the map with all your groups. This ends the attack.

The Memoirs of Capt'n Sydney

Me best battle was gettin' revenge on Caracas for the beatin' their fort gave me flagship. We went ashore a bit east and marched along the coast. Some Spaniard, gov'ner or some such, rallied their troops and marched to stop us. Well, we split into two groups. The quartermaster and all our best musket-men took cover in the edge of a woods, overlookin' a marsh. Then me with a smaller bunch danced around in a field just beyond the marsh, howlin' and carryin' on.

Thinkin' us weak and stupid, the Spaniards charged toward us. Their cavalry hit the marsh first and blam! They was droppin' like acorns in a storm. In a minute we'd 'em decimated and panicking back to town. Then we danced and yelled some more and their infantry came up. The Dons stopped in the marsh and returned fire, brave like, but we had the cover, and when me mates came up, we had more muskets too. They tried to close to hand-to-hand, but it 'twas slow goin' in the marsh, and they was droppin' fast.

Well, we keep tradin' lead with those Spaniards 'till they tired of it and started home. With a yell we poured out of the trees in hot pursuit. 'Twas a long chase, but we overran 'em in the town just below their fort, cuttin' 'em up somethin' fierce. Stormin' the fort was child's play then, as they'd hardly a man left for the garrison!

I don' pretend to be a great general. Me and my mates don' know a refused flank from a countermarch. But those Don's fall for ambush like bears to honey. Worked like a charm every time. 'Cept the time one of our parties lured them out into the wilderness while the other sneaked to town and stormed the fort whilst they were away! But that, matey, I did right rarely. I always preferred to bury them papists outside the walls, rather than face them hand to hand within their fort. After all, fort stormin' 'twas a right chancy business; belike 'cause the men insisted that I take my place at the head of the stormin' party!

Historical Footnotes

Pike & Shot Warfare: Land warfare in the 16th and 17th Century saw the supremacy of infantry restored after the long reign of the mounted knight. In Europe the Spanish *Tercio* was the great military system of the 16th Century, as formidable in its day as the Roman legions. The *Tercio* was a solid block of pikemen, 16 or more ranks deep. It developed an awesome power charging forward, as well as a nearly invincible bristling defense against cavalry. Men with firearms (arquebuses and the heavier muskets) formed loser groups at the corners, giving supporting fire and softening the enemy for the pikemen's punch. Bayonets did not exist and a firearm took over two minutes to reload. Therefore, when close action threatened, the musketeers retired behind the pikemen. Spanish *Tercios* were built of well-drilled, professional soldiers, ready to instantly perform the complex drill evolutions that maneuvered the cumbersome blocks of pike and their supporting musketeers. This military system was widely copied in Europe throughout the 16th and 17th Centuries. As firearms improved, the proportion of musketeers gradually increased.

In the West Indies the slightly faster-firing flintlock musket was popular

among privateers and buccaneers decades before regular troops were issued the weapon. The buccaneers had uncommon accuracy and skill with their weapons because they relied on them for hunting ashore. Buccaneer firepower was among the most accurate on earth at the time. Furthermore a risk-all, gain-all attitude made buccaneers ferocious opponents in melee. No wonder many Spaniards ran from the crack-shooting, cutlass-wielding berserkers of Tortuga and Port Royale.

The great weakness of the buccaneers was cavalry. Their firepower was insufficient to stop an organized, disciplined cavalry attack. However, Spanish cavalry in America was an undisciplined militia force of local notables more interested in preserving their wealth than killing pirates. Even in the defense of Panama, where the Spanish had 100 to 200 horsemen, the mounted arm was timid and indecisive, with many desertions before and during the battle.

Drake's Assault on Cartagena, 1586: One late winter afternoon, Francis Drake in his 30-gun galleon flagship *Elizabeth Bonaventure* led a fleet of ships to Cartagena, fresh from the plundering of Santo Domingo. His ships anchored in the roadstead, outside of the range of the forts. That night, while the Spanish prepared for a naval attack into the harbor, Drake disembarked over 1,000 men onto the harbor's large outer peninsula and marched over the sandspit connecting this to the city proper. There his men cut through a fence of poisoned barbs, waded out to sea to avoid the gunfire from Spanish ships anchored in the harbor, and finally charged the 750 defending Spaniards. The hand-to-hand melee swirled back into the city, where the Spanish finally broke and surrendered (or ran). Victorious, Drake's men plundered it all. Eventually the Spanish governor raised 110,000 ducats (a vast fortune) as ransom for Drake's departure. Drake agreed, as he and his supporters preferred money to ownership of a plundered city.

The Defense of Panama, 1671: When Don Juan Perez de Guzman, President of Panama, organized the city's defense against Henry Morgan's buccaneers, his "army" consisted of two companies of Spanish regular infantry (each about 100 men), plus militia companies of Spaniards, mulattoes, free blacks, mestizos, and zambos (various Spanish-African-Indian racial mixtures) which may have totalled 800 or more. The pure-blooded Spanish militia was largely mounted, carrying pistols and swords, theoretically capable of a battle-winning charge over the open ground north of the city. The remainder served as infantry, many with no weapon better than a crude pike (12' or longer pointed pole). None of these had sufficient military drill to move in the dense, formidable blocks of pikemen that won battles in Europe. Indeed, few had sufficient discipline to withstand more than one or two volleys of musket fire. Curiously, in battle the native Spaniards were the first to flee (many of them departed before the battle started) while the free Blacks were among the most stalwart defenders of the city.



Your Career on the High Seas

A Merry Crew "On Account"

Buccaneers and pirates are unique: they were a democratic group, governed by voting, in an age of absolute kings and imperious aristocrats. Among pirates, spoils are divided fairly and equally. The Captain gets extra shares, but only because he takes larger risks. His crew is said to sail "on account" when they are paid by shares of the loot, instead of by wages.

At the Start: Each voyage means a new start for the Captain and crew. You will have one ship, recently cleaned and outfitted, some initial funds from your financial backers (about 10% of the last voyages' profit), and a core of loyal crewmen.

Recruiting Crewmen is done in taverns, and sometimes from captured ships. If you sneak into town you cannot recruit in taverns (recruiting is a very public activity). Recruiting from captured ships is easiest if the capture is a pirate, or a ship with a very large crew.

'On Account': Your crew is not paid wages. Instead, at the end of the voyage, the party's profits are split. Each man will get his fair share. Until the division of plunder, the Quartermaster is keeping an 'account' for each man, from which are deducted expenses for his clothing, penalties for crimes and misdemeanors, gambling losses, etc. The term 'sailing on account' refers to this complex process of bookkeeping. This approach is also sometimes known as "No Purchase, No Pay!"

As Captain, be careful to distinguish between the entire party's wealth (displayed in *Party Status*) and your personal wealth (displayed in *Personal Status*). Certainly your crew knows the difference! During the course of a voyage, the party's wealth is the combined profit of the voyage. It is the property of all, and strongly affects crew morale (see below). At the end of the voyage, when you divide up the loot, each man gets his fair share. Only then do you get your share, which appears in your *Personal Status* money.

Morale: The attitude of the crew varies from *happy* (the best) to *pleased*, *unhappy*, and *angry* (the worst). The more money the party has, the happier they are. The crew attaches little importance to captured ships, goods, and other items. Their eyes are on gold! In addition, the crew is impatient. As the months pass, they want to disband and spend their loot, or (if you don't have much loot) they

start thinking about joining some other Captain. The only way to keep them happy is to keep collecting more and more gold. It's difficult to keep the crew pleased for more than a year, and almost impossible to keep them pleased for two years or longer.

When the crew is unhappy or angry, they will start deserting whenever you visit port. If they are angry too long, they mutiny. This means you must fight to remain Captain.

Note that it is easier to keep a small crew happy than a large crew. This is because with a small crew, each man's share is larger, making him a happier fellow! Also note that converting plundered cargo to gold helps keep morale high, especially if you sell at a town with high prices.

Dividing the Plunder: When the cruise ends and you *Divide up the Plunder*, don't be surprised when the men disperse to enjoy their wealth. Also remember that *everything* is split fairly, including the ships, cannons and, cargo. As Captain, you retain only your flagship. Therefore, it's advisable to sell everything except your flagship before dividing the plunder.

A fixed percentage of the party's gains go to the officers. Each officer's share is worth a bit over 2%. Therefore an apprentice Captain with two shares gains 5%, a journeyman with four 10%, an adventurer with six 15%, and a swashbuckler with eight 20%. Note that the size of the crew has no effect on the Captain's share. This is to discourage Captains from leading their crews into massacres! In addition, a flat 10% is returned to the patrons and sponsors of the voyage as their profit. Generally, the Captain's financiers will make this money available again as capital for the next voyage.

Shares to the crew are an equal distribution of everything remaining. The size of each crewman's share affects the Captain's reputation. If the shares are large, the Captain's prestige is enhanced. If the shares are small, the Captain's reputation suffers, making it harder for him to recruit new crewmen.

Gains & Goals

An Age of New Beginnings: This is an era of privilege. A man of high rank or title lives under different laws than commoners. More importantly, this is an age of social mobility. Old families with the wrong religious beliefs, incorrect political views or insufficient wealth disappear from the national scene. Even the royal houses change frequently. England's royal family was the House of Tudor to 1603, the House of Stuart to 1649, the Cromwellian Commonwealth to 1660, the House of Stuart again to 1688, and then the House of Orange!

Onto this stage of turmoil and change, a single man of energy and boldness can grasp power and prestige for generations to come. A common seafarer from an undistinguished family, such as Francis Drake, could gain titles of nobility, rank, honors, and immense prestige.

What to Seek? Planning for a happy retirement means seeking as much of everything as possible. Personal wealth is always valuable. However, high rank or (better yet) a patent of nobility is extremely valuable. Land is also useful — among the nobility, for example, land is considered the measure of a man. As a

rule, the more you accomplish at a rank, the more land you receive when you are promoted to the next higher rank. In addition your reputation, your family (including a wife, if any), and your health all contribute to your future happiness.

When to Retire? Roving the seas is an enjoyable and exciting life, but a wise man keeps an eye toward retirement. Eventually wounds from battle and the taxing demands of sea voyages affect your health. If your health is poor, helpful friends will advise retirement. Heed their advice — if you ignore them, life becomes more and more difficult, until one day you are unable to recruit a new crew for another voyage. In general, your career is limited to five to ten years of active endeavor. However, waiting until you're at death's door is not a good way to start a happy retirement!

The Memoirs of Capt'n Sydney

Me voyages were always a fine balance between the men's temper and their strength. It took time t' build up a fleet of three or four ships and a sturdy band of a few hundreds. By the time all'd be assembled, they'd be right hungry for plunder. I had a please 'em quick with some fine, large stroke. Like plunderin' a city or three. If'n I didn't, they'd get so surly as t' be unreliable in battle and desertin' at every port. Eventually, ye must either accomplish some grand design, as I did at Campeche, or just put in, divide the swag, and hope the next cruise be better.

Me biggest disappointment always was settling accounts after a cruise. I'll grant it 'twas all done democratic and fair-like, but 'tis none the less frustratin' to be already thinking 'pon the next expedition, and here me fine fleet scatters!

Reputation was my most treasured possession. A few successful cruises gave me much in others' estimations. Havin' the good word about helped raise new crews, even if the last voyage 'twas a bit thin on the pickin's. Of course, maintainin' a big reputation required ever bigger exploits. In the fact, that a' why I retired. I just couldn't top me own adventures! Still, a large reputation was a godsend in later life, let'in' me escape mortification more than once.

Historical Footnotes

A Captain's Qualifications: Among buccaneers the Captain was elected by the crew, not appointed by government or owners (as is common on military or commercial vessels). He was the man the crew agreed was best for the job. If



The Treasure Fleet in 1660

Caracas - early September
Maracaibo - late September
Rio de la Hacha - early October
Santa Marta - late October
Puerto Bello - early November
Cartagena - early December
Campeche - early January
Vera Cruz - late January
Havana - late February
Florida Channel - late March

the crew decided the Captain was inept, they would replace him with another of their number. Often the new candidate dueled the old to determine who was more fit.

In the crew's mind, the Captain's most important skill was leading them in battle. For this they wanted bravery and ferocity more than they wanted tactical genius. However, the best Captains, such as Henry Morgan, had both.

Outside of battle, when dealing with governors and other officials, the Captain acted as "front man" to represent the group. Although pirates professed disdain for the privilege and status of the aristocracy, often their Captains were former military men, merchants or aristocrats with a "lordly manner".

Finally a Captain needed a good reputation, with numerous past successes to his credit. It was his name that brought new recruits aboard. This experience was doubly valuable since most of the really good plans for profitable expeditions were conceived by veteran Captains.

Henry Morgan was a Welsh adventurer. Although his origins are uncertain, he probably came to the Anilles in 1655 as part of the invasion force that captured Jamaica. He advanced both as a militia officer (on land) and a privateering leader (at sea). In 1667 he was commissioned as Admiral of Privateers by the English governor at Port Royale. In the next few years he plundered numerous ships and cities, including Puerto Bello. Then, in 1671, he took Panama, the richest city in the New World.

Patrons who benefited financially from his Panama expedition included Sir Thomas Modyford (Governor of Jamaica), George Monck (the Duke of Albemarle, Modyford's aging but influential patron at Court), and James Stewart (Lord High Admiral, the Duke of York, and incidentally, the brother of Charles II, King of England since his restoration in 1660). Despite the Treaty of Madrid (in 1670) where England pledged to stop attacks on Spain, none of these notables refused their share of the expedition's reward! Morgan was officially "arrested" (probably to mollify the Spanish ambassador) but not confined. He travelled in aristocratic circles, was toasted everywhere, and consulted on West Indian policy by the King's advisors. In 1674 King Charles II knighted him Sir Henry Morgan. He was appointed Lieutenant Governor of Jamaica, where he lived a pleasant life amid his large plantations.



The Silver Train in 1660

Cumana - early March
Caracas - late March
Gibraltar - early April
Maracaibo - late April
Rio de la Hacha - early May
Santa Marta - early June
Cartagena - late June
Panama - late July
Puerto Bello - early September



Colonial Life

The Governor

Towns with a population greater than six hundred citizens have a governor. His residence is the seat of government, and the center of news and intrigue for the colony. A governor's attitude toward you begins with the "official" attitude of his nation toward your activities. However, any particular favors you have done for him are remembered, as well as any especially nasty things you have done to his city (such as plundering it!).

You can curry favor with a governor by capturing pirates in waters near his port and then returning that pirate to him. Conversely, a governor is dismayed if you capture his nation's ships near his town, and is especially unhappy if you've plundered his town.

When a governor is hostile to you, he will order any harbor forts to fire upon your vessels as they sail in. In general, if the governor's nation is hostile toward you the forts usually fire. If the nation is wary, the governor's personal attitude and the size of your force are deciding factors. The nation may not be wary, but the governor may still remember past transgressions toward his area.

Therefore, consider your actions carefully, especially in the vicinity of rich non-Spanish ports.

Ranks & Titles: The governor of a town is responsible for protecting and guarding it from attack. But all too often, he has no money, no naval forces, and pitifully few land troops. So, he commissions loyal subjects to aid him, giving them military ranks and authority. Naturally, a governor favors men who have proved their bravery and worth by fighting the enemy, while ignoring those who have done nothing for his cause.

The military ranks a governor bestows are, from lowest to highest:

ENSIGN of privateers, a junior officer or aide
CAPTAIN of privateers, commanding a ship
MAJOR of a Colonial Militia, commanding a company
COLONEL of a Colonial Militia, commanding a regiment
ADMIRAL of privateers, commanding a fleet.

After military ranks, a governor might use his influence at Court to promote patents of nobility for valued associates. Naturally, you must perform large and significant services to gain such bounty. From lowest to highest, these titles are:

BARON, a minor title, but a knighthood none the less
COUNT, a title of some prestige and power
MARQUIS, a title of significant prestige and power
DUKE, a title of great prestige and power

European Politics

Whenever you attack a nation's ships or towns, that nation becomes ill-disposed toward you. A few attacks may make it wary, while many attacks make it hostile. Naturally, don't expect advancement from a governor of a wary or hostile nation.

However, if your target is at war, the target's wartime opponent will applaud your actions and those governors may reward you. For example, if England and Spain are at war, attacks on the Spanish will make the Spanish wary or hostile, but make the English very happy.

If nations are allied, attacks on a nation are remembered and disliked by its ally. For example, England is allied with Holland but at war with Spain. If you attack English towns or ships the Spanish governor will be delighted and the English angry. In addition, England's ally Holland will also be angry. This is because the Dutch are concerned about attacks on their ally. However, if you attack Spanish towns and ships, the English governor will be delighted, but the Dutch won't care: the Dutch are still at peace with Spain, and thus unwilling to reward military activities against her.

Although declarations of war, peace and alliance are public knowledge, ends of alliances are not. Although when former allies declare war, it's a safe assumption that the alliance is over! Otherwise, to learn the "inside news" about a nation's politics, visit one of its governors. Even if you sneak in to town, the governor's mansion remains the best source of news.

Pirate Amnesty

When a nation offers a pirate amnesty, it is willing to forget its former hostility toward pirates. Each governor of that nation is empowered to offer former pirates a pardon for their activities, although sometimes the pardon can be expensive. When seeking an amnesty, be careful about sailing into harbor. Although the nation may offer an amnesty, a local governor may still distrust you enough to open fire. This is especially likely if your force is large, or you have made attacks in the vicinity. If you sneak into town you usually have a better chance of getting to the governor and convincing him to provide the amnesty his nation promises.

The Tavern

The first time you visit a tavern openly your reputation will precede you. Men often approach you, hoping to join your crew. Subsequent visits while in port will not yield additional recruits. Men are attracted to heroes, not drunks!

You can purchase information from travellers who have recently visited another town. They will know the state of the town's population, economy, and defenses. If you are looking for somebody believed to be at that town, they

usually remember if he's been seen there recently.

Finally, the tavern is a center for public news of all sorts, and the home for old pirates and other rumormongers.

Local Merchants

The lifeblood of any colonial town is trade. The strength of the local merchant community is proportional to the town's economic strength and population. A strong merchant community has many goods for sale, and plenty of money to buy yours. It also has higher prices. Small, poor towns have the lowest prices, but their merchants are poor also, with tiny warehouses.

Economic experts find the 16th and 17th Century Caribbean a most peculiar place, especially on the Spanish Main. Complex and restrictive trade laws, combined with peculiar and unnatural population patterns, produce unexpected situations. Most importantly, individual towns often have special markets and needs, causing especially high or low prices for certain items. All these effects are transitory, but while some patterns only last days or weeks, others can last for years.

Merchants are usually happy to trade with privateers, pirates and smugglers. After all, a profit is a profit! Merchants in Spanish towns are an exception.

Spanish Trade Restrictions

Towns and cities on the Spanish Main have four levels of economic vitality. This affects the affairs of their merchants. In Spanish towns it is illegal to trade with anyone other than Spanish merchants who sailed from Seville and are properly accredited by the Spanish government. However, local governors and merchants often ignore this tiresome legality, especially if the economy is suffering. As a result, traders in towns may ignore what the national government says and instead develop their own opinions, based on your deeds in that area.

Struggling towns are in economic difficulties. They will trade with almost anyone, regardless of laws, excepting only pirates whose reputation in that area is exceptionally evil. Of course, prices and quantities of goods are usually quite low.

Surviving towns have either small or depressed economies. The Spanish usually trade with foreigners whose local reputation is fairly decent. Prices and quantities of goods are modest.

Prosperous towns have large, strong economies. Prosperous Spanish towns only trade with Captains of high repute. Prices are fairly high and goods are available in reasonable quantities.

Wealthy towns are at the peak of the economic spectrum. These Spanish towns almost always follow the letter of the law. Prices are high and goods are plentiful.

The Rise & Fall of Colonies

All other things being equal, colonies slowly prosper and grow, gaining economic strength, which attracts population, who in turn hoard wealth, which obliges the government to install troops and forts to protect this wealth. Traders and smugglers help this economic growth with their buying, selling, and carriage

of goods. But pirates, buccaneers and privateers taking ships from waters near the colony will hurt its economic growth.

Indian attacks will deplete the soldiers guarding the town, but leave the population and economy unaffected.

Pirate raids on a town take whatever gold the pirates can find. The raid also damages the economy.

Malaria and other diseases reduce both the troop garrison and the number of citizens. This tends to slow down or even stop economic growth.

Gold mines cause a one-time upswing in the economy and add large quantities of disposable gold. The gold mine is usually just a short-lived alluvial wash in a nearby stream or river, but it invariably generates a "gold rush" mentality boom town.

The Memoirs of Capt'n Sydney

God's truth, I started honestly enough, carryin' good European manufacture to the Indies. But the big, rich towns with nice prices were all Spanish, and those thieven' Dons just wouldn't let me into market. I found a few smaller towns that'd do business, privately, but me profits suffered. But at the next city some papist blueblood, blind 'im, recognized me for English and I rotted for six months in a foul dungeon, tortured by their damnible Inquisition, 'til me crew rescued me. Betwixt times, the filthy Dons had taken my ship and cargo, every last ounce of it. So I had to make my own justice. We took a handy pinnace 'y lin' in the harbor, mounted a few guns, and taught those Spaniards a lesson!

I've a Dutch friend who maintain the best route to fortune is friendly trade. He buys low, transports it, and sells high. He keeps his crew low and pays 'em off regularly, bankin' his profits. 'E even claims the towns benefit from his trade 'n' such. Well, I tell ye, I'd not sail the Main with twenty men and four cannon, no sirez! But then, I trust to steel 'n' gunpowder, not accounts ledgers.

Anyway, I've never forgotten that Spanish dungeon, and made 'em pay dearly for it. I'd keep abreast of the news, matey. A couple Indian attacks or plagues and they'd be ripe for the pluckin'. Attackin' 'em after a pirate raid wasn't so smart. They'd be cleaned out, but the garrison'd be reinforced and smartin' for action.

The King, God bless 'em, is right obligen' in havin' convenient wars. Me Letters of Marque are all proper and legal, but I've a'known fellows who'd get some clerk for forge up any ol' thing. One dunderhead had a Letter a' Marque alright — a Letter t' kill sheep! Didn't stop him none from goin' after the Spanish a'course.

Most of me victories left me wi' more plunder in food, tobacco, sugar and goods than it did shin' gold. I'member one cruise where I lanced upon Trinidad, lookin' to sell a bit a' loot. Had a right nice fleet, then. We landed up the coast and marched into town. Some insolent Spaniard said something that got me back up. Well, quick as a wink we had the garrison locked in its own dungeon and the citizens covering behind their doors. We were enjoying ourselves in the mansion of the gov' nor, who'd disappeared right sudden. Then a delegation of the leading citizens visited us. They begged us to rein-in our men. I confess some were gettin'

a' tud enthused in their plunderin'.

We thought on it. One of the leading merchants was part English, so we said that if they flew the Cross of Saint George, pledged themselves to the English Crown, and appointed that part-English merchant their governor, we'd settle down and respect their property, legal as you please.

Shortly after that I took a wound in a battle off Margarita, curse it, and was laid up for a while. I never did find out how long Trinidad remained "English". Pe'haps not so long. But I ne'er heard of me friends havin' trouble there again. I'd like to emphasize, though, that we had a powerful lot of men, and the populace 'twas right small. With us fewer, or them more, it'd a' never happened.

Historical Footnotes

No Peace Beyond the Line: In 1493 and 1494 the only two European powers exploring the world (Spain and Portugal) agreed to a "fair" division of responsibility along a north-south line 270 leagues west of the Cape Verde Islands. In the Treaty of Tordesillas, Portugal gained authority over the eastern Atlantic, the African coast, and what became the African route to India. Spain gained authority of the western Atlantic and the entire New World except the tip of the Brazilian coast. Supported by a Papal Bull, Spain claimed this gave her sole possession and control over the Americas. Unfortunately for Spain, the English, Dutch and French governments never recognized the legality of this line.

The result was that English, French and Dutch traders and colonists constantly "invaded" Spanish regions where their presence was illegal by Spanish law. However, Spain never installed sufficient military strength in the region to consistently enforce her laws. So, even when European nations were at peace, the constant smuggling and colonization could cause small battles at any time. Worse, each time European nations went to war, an orgy of privateering and piracy exploded across the West Indies.

Privateers: In the 16th and 17th Centuries royal governments were desperately short on funds (useful taxation techniques, such as universal income tax, had not been invented). Building warships, much less maintaining and crewing them, was so expensive that even powerful battleships doubled as cargo carriers in peacetime. What few did exist were needed in the homeland. Colonial governors got little or no military forces. Most colonies relied on a local militia for their defense. Not until the 1680s did a nation base a regular squadron of warships in the Caribbean for use year-round.

Because nations had little or no fleet, in wartime the crown 'commissioned' private ships to become its navy. These "freelance" warriors were not paid wages. Instead, they kept a large percentage of whatever they captured. The official authorization for this was the "Letter of Marque". Ships operating with a Letter or Marque were "privateers". The English fleet that defeated the Spanish invasion Armada (in 1588) was almost completely composed of privateers.

In an age of poverty and limited wealth, privateering was one of the few ways to make a quick fortune. Those men who sailed with Francis Drake on his 1572-73 privateering voyage to Nombre de Dios (where he captured the Silver Train)

returned rich for life. A crewman's share from the capture of just one merchantman was often more than a sailor's yearly wage in peacetime. A privateer Captain known for skill and success had little trouble recruiting.

Beyond the benefits to the crew, privateering was big business. Wealthy merchants and noblemen put up the money for a voyage, and earned a percentage of the "take" in return. The gains were also split with the crown (the "price" of the Letter of Marque). The sale of prizes and captured goods was a godsend to merchants, who resold it for a profit. This created a prosperous colonial economy. In the 1660s and 1670s the prime industry of Jamaica was neither sugar nor tobacco, but piracy!

The Buccaneers: These men were a special breed who appeared in the West Indies during the 1630s and 1640s, and remained a feature there throughout the century. Most buccaneers were fugitives from English and French colonial ventures. Many colonists came to the Americas expecting to find a paradise full of easy wealth. Instead they were indentured servants on harsh tobacco and sugar plantations. Some were violent criminals sentenced to "transportation to the colonies." Whatever their origin, they left the tiny colonies to live free and easy among the islands.

Buccaneers learned two vital skills to survive outside of an organized colony. The first was seamanship. They were experts at building small canoes or pinnaces, and quite skilled at sailing them from island to island. The second was marksmanship. Their livelihood was hunting wild animals and cattle. In fact, the name "buccaneer" is derived from their method of curing meat over an open fire.

It didn't take long before buccaneers combined their skills of seamanship and marksmanship, taking to the seas in search of treasure and wealth. The Spanish colonies, militarily weak and economically failing, were easy targets for buccaneer attacks. The old tradition of "No Peace Beyond The Line" lent quasi-legality to their activities, while their use of non-Spanish ports as trading bases helped the new colonies grow. It wasn't difficult for a British, French or Dutch governor to condone buccaneering on the principle that the best defense against Spanish aggression was a good offense, especially an offense by troops who provided their own pay, and profited to the colony as well!

The buccaneers had a free-wheeling, democratic spirit. They were hard-living,



The Treasure Fleet in 1680

Caracas - early October
Rio de Hacha - late October
Santa Marta - early November
Puerto Bello - late November
Cartagena - late December
Campeche - late January
Vera Cruz - early February
Havana - early March
Florida Channel - late April

violent men, ideally suited to the hard and violent life on a new frontier.


The End of Piracy: By the 1690s and 1700s nations offered privateering commissions less and less often. National navies were larger now. The financial advantages of peaceful trade were recognized as more valuable than the occasional profits from a privateer's plunder.

Buccaneers and old privateers, with legal and quasi-legal avenues closed, continued anyway. They turned truly pirate and roamed the seven seas, looking for rich ships with weak defenses. But it was increasingly difficult to find men willing to finance new ventures, while naval warships gradually chased down and destroyed the existing pirates. By the 1700s pirates were disappearing from the Caribbean, by the 1710s the North American and West African coasts were too hot for them, and by the 1720s even distant Madagascar and the Indian Ocean were closing. An age of adventure on the high seas was over.



The Silver Train in 1680

Cumana - early April
Caracas - late April
Maracaibo - late May
Rio de la Hacha - late June
Santa Marta - early July
Cartagena - late July
Panama - late August
Puerto Bello - early October



A Gazetteer of Ships circa 1690

Among the myriad types, sizes and rigs of ships sailing the Caribbean, nine basic approaches to shipbuilding can be discerned. Although each ship was individually designed and built, shipwrights learned by copying one another, producing ships of remarkable similarity. These general types are summarized below. However, expect to meet the exception more often than the rule!

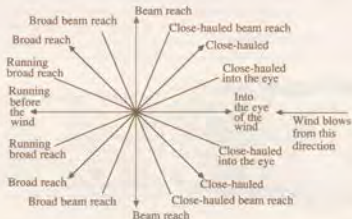
Definitions

Burden, in tons, refers to available cargo space, after deduction for food, water, crewmen, and other common materials and stores. This should not be confused with tonnage that describes the entire weight-carrying capacity of the ship when completely unloaded.

Speeds are given in leagues (about 2.5 miles) travelled during a watch (about four hours). The first value is best speed in light wind, the second best speed in strong wind.

Best Point of Sailing refers to the wind direction in which the ship makes its best speed. Each type of ship has a different point of sailing.

Scale: All the ship illustrations below are in the same scale.



Spanish Galleon

7-15 leagues	Best speed
Broad reach	Best point of sailing
36 guns	Maximum number of heavy cannon
20-24 guns	Typical number of heavy cannon
288 men	Maximum personnel
275 men	Typical crew and passengers
160 tons	Cargo space



Galleons are the largest sailing vessels on the Spanish Main. Originally they were created because one large ship was cheaper to build than two smaller ones. However, large ships were much less maneuverable, which increased the chance of shipwreck, not to mention hindering them in battle. Galleons are slow to turn, and are especially poor sailers close-hauled. Tacking into the wind is very difficult with this type of ship. Still, the enormous carrying capacity and powerful armament makes the galleon a formidable opponent in battle.

Spanish War Galleon

7-15 leagues	Best speed
Broad reach or running reach	Best point of sailing
32 guns	Maximum number of heavy cannon
28-32 guns	Typical number of heavy cannon
256 men	Maximum personnel
250 men	Typical crew and passengers
140 tons	Cargo space



War Galleons are similar to mercantile types. They have less cargo capacity, but more guns and crewmen. The most important difference is that war galleons are crewed by soldiers and commanded by noble officers, making them brave and formidable opponents in battle. Due to their better crew, war galleons are slightly faster than merchant galleons on a running broad reach, but otherwise just as ponderous and unmaneuverable as their more peaceful cousins.

Only the most powerful warships can expect to engage a war galleon and succeed. The preferred Spanish tactic with these ships was to run alongside the opponent, fire one broadside at point-blank range, then board for hand-to-hand combat.

Fast Galleon



9-12 leagues	Best speed
Broad reach or running reach	Best point of sailing
28 guns	Maximum number of heavy cannon
24 guns	Typical number of heavy cannon
224 men	Maximum personnel
215 men	Typical crew and passengers
120 tons	Cargo space

The northern European powers refined the basic Galleon design, revising the sail plan for more flexibility, then reducing the upperworks and hull shape for better seakeeping. The resulting ship was smaller than a Spanish galleon, but faster in light winds and considerably more maneuverable. However, it suffers the universal disadvantage of all galleons — poor speed when close-hauled. Still, its superior maneuverability and seakeeping showed when the English fast galleons and smaller craft defeated a Spanish fleet of conventional galleons in 1588.

Frigate



9-12 leagues	Best speed
Broad reach or running reach	Best point of sailing
28 guns	Maximum number of heavy cannon
26-28 guns	Typical number of heavy cannon
224 men	Maximum personnel
190 men	Typical crew
120 tons	Cargo space

Square-rigged frigates are fast sailers, fairly handy to maneuver, and faster than most square-rigged ships when close-hauled. A frigate is extraordinary useful for patrols and independent cruises. Almost all frigates are built for the Crown as naval warships. With their well-drilled and professional crews, frigates are dangerous opponents at any time. Most pirates and buccaneers disappear over the horizon whenever a frigate appears.

Merchantman



9-12 leagues	Best speed
Broad reach	Best point of sailing
24 guns	Maximum number of heavy cannon
6-12 guns	Typical number of heavy cannon
198 men	Maximum personnel
20-45 men	Typical crew and passengers
100 tons	Cargo space

Square-rigged merchantmen are a trader's dream. They have large cargo capacity, space for numerous guns for use in dangerous waters, and plenty of room for crew and passengers. Furthermore, where appropriate they can be sailed with a smallish crew to save money.

Most merchantmen are peaceful traders, disinclined to fight. They tend to have large cargos and sometimes a bit of wealth. Privateers and pirates always look forward to capturing a "juicy" merchantman. However, some merchantmen have been converted to pirate ships, with stronger armament and a ferocious crew of cutthroats. These ships are extremely dangerous.

Cargo Fluyt



9-12 leagues	Best speed
Running reach	Best point of sailing
20 guns	Maximum number of heavy cannon
4-12 guns	Typical number of heavy cannon
160 men	Maximum personnel
12-24 men	Typical crew and passengers
80 tons	Cargo space

Fluyts were invented by the Dutch around 1600, then widely copied throughout northern Europe. Essentially a smaller but much more economical merchantman, it can be sailed with a tiny crew (12 to 15 men is not uncommon). A fluyt has large cargo spaces, but a draft so shallow it can enter rivers, coves and small harbors unsuitable to larger craft. It's sailing qualities are equivalent to a merchantman, although the best point of sailing is slightly different.

The smallest of the square-rigged ships, fluyts make poor warships. Almost always they are manned by peaceful traders who often surrender after a broadside or two. They are unpopular as pirate ships.

Barque

9-12 leagues	Best speed
Broad beam reach	Best point of sailing
16 guns	Maximum number of heavy cannon
4-6 guns	Typical number of heavy cannon
128 men	Maximum personnel
12-36 men	Typical crew and passengers
60 tons	Cargo space



The largest fore-and-aft rigged ships, barques are a traditional design similar to many Mediterranean merchant and war craft. Many barques are built in the Caribbean, rather than in Europe. Barques are good sailers for quiet seas, but all too easily come to grief in a rough ocean crossing. This means that few Barques return from the Caribbean to Europe, as the North Atlantic west-to-east route is often stormy.

Barques are the slowest close-hauled sailers among fore-and-aft rigs, and the least maneuverable. However, the advantages of the rig are so great that Barques still surpass all square-rigged ships in both departments. Furthermore, barques carry oars, allowing them to row straight into the eye of the wind. Due to its large size and good handling, a pirate barque can be a formidable adversary.

Sloop

9-10 leagues	Best speed
Broad reach or broad beam reach	Best point of sailing
12 guns	Maximum number of heavy cannon
4-6 guns	Typical number of heavy cannon
96 men	Maximum personnel
8-12 men	Typical crew and passengers
40 tons	Cargo space



Another Dutch design that gradually appeared during the 1630s and 1640s, the sloop (or jacht, or schooner) became very popular in the Caribbean. It is extremely fast and exceptionally maneuverable — better than almost any other ship in light winds. Close-hauled it sails very fast, and under oars it can move directly into the wind. Most importantly, sloops have a shallow draft, allowing them to sail over shoals with no risk. The main weakness of a sloop is that in strong winds it is considerably slower than a large square-rigged ship. Then its only advantage is its maneuverability and its superior speed close-hauled or into

the wind.

Despite its modest size and cargo capacity, a sloop's maneuverability is so great that many buccaneers prefer it to larger, more powerful craft. Indeed, in recent years the English Royal Navy has built a number of sloops for its own use as pirate-catchers.

Pinnace

9-10 leagues	Best speed
Broad beam reach or a beam reach	Best point of sailing
8 guns	Maximum number of heavy cannon
2-4 guns	Typical number of heavy cannon
64 men	Maximum personnel
8-12 men	Typical crew and passengers
20 tons	Cargo space



Until the advent of the sloop, pinnaces were the primary small craft of the Caribbean. Like a sloop, a pinnace is very fast, very maneuverable, and with a draft that permits sailing in shoal waters. Sailing upwind (close-hauled) it is even faster than a sloop, and much faster when rowing into the wind.

However, a pinnace is also much smaller than a sloop, with minuscule capacity for cargo and guns. Still, many a pirate raid was conducted in tiny pinnaces crammed with fighting men. Drake himself abandoned his merchantmen in favor of pinnaces when raiding on the Spanish Main.



Famous Expeditions

John Hawkins and the Battle of San Juan de Ulua (1569)

Your Forces:

One slow galleon: *Jesus of Lubek*

One merchantman: *Minion*

Four pinnaces: *William and John, Swallow, Angel, Judith*

308 men.

Political Situation: Spain is at war with France and England.

Your Prospects: You have a formidable squadron, but the flagship is a cumbersome, unmaneuverable galleon of the Spanish type. As you approach the Spanish Main, your big decision must be: peaceful trade, or warlike raids?

Peaceful trade means you can use the smaller Spanish ports to reprovision and perhaps even recruit additional crew. However, it also means that the rich larger ports are closed to you. Unfortunately, the profits from peaceful trade are modest, especially so given your large crew and the slowness of your flagship.

Warlike raids offer a better prospect for immediate gain, but your fleet isn't strong enough to attack the truly great cities such as Santiago, Santo Domingo, or Panama. For repairs you can use the privateer anchorages at the tip of Florida and in the Bahamas. These places have few provisions, but captured Spanish ships could provide those. Your biggest problem will be selling captured goods and replacing crewmen lost in battle.

Historical Chronicle: Inheritor at age 21 of an English shipping firm, John Hawkins voyaged twice to the West Indies (in 1562 and 1564), selling European goods and African slaves to smaller Spanish towns. In 1567 he organized his third and largest expedition (this one) around the galleon *Jesus of Lubek*.

On the Main, Hawkins found the Spanish increasingly unwilling to trade with him. The Spanish home government was aware of Hawkins' voyage, and was putting pressure on the colonials to obey the letter of the law. Hawkins resorted to forcing open the marketplace at gunpoint in a few ports, and was chased out of others by gunfire from forts.

Disappointed by the Main, Hawkins set sail for Havana, but a storm blew his ships far into the Gulf of Campeche. The only harbor where he could repair his

ships was San Juan de Ulua, the island anchorage for Vera Cruz. Unfortunately for Hawkins, the day after he arrived the Spanish treasure fleet appeared, armed to the teeth with war galleons and troops. After a few days of organizing, the Spanish attacked Hawkins in harbor, destroying most of his ships and scattering the rest. These sad remnants, without food or water, struggled home to England. Hawkins got home on the *Minion* with only fifteen men left in his crew.

After this voyage Hawkins became a staunch enemy of Spain, serving England as treasurer and comptroller of the Navy, an admiral on the *Victory* against the Spanish Armada, leader of raids against Spanish South America, and finally as Member of Parliament. He died in 1595 at age 63.

Francis Drake and the Silver Train Ambush (1573)

Your Forces:

One merchantman: *Pasha*

One pinnace: *Swan*

73 men.

Political Situation: Spain is at war with England.

Your Prospects: Only a man with foolhardy bravery would dare attack the Spanish Main at the peak of its might and power with a paltry 73 men on board two small ships. Making any profit from this venture will be most difficult. A cautious man would adopt a trading strategy, calling at smaller Spanish ports and building both his wealth and his crew before beginning to raid and plunder. Only someone as bold as Drake himself would immediately begin raiding and plundering, trusting to luck and good fortune.

This is an extremely difficult expedition for a fighter. You must rely on your superb and charismatic leadership to overwhelm enemies in hand-to-hand combat before they wipe out your tiny forces. Exploit and maintain the high morale of your small band. Always seek to meet the enemy leaders sword to sword and defeat them quickly. Needless to say, selecting skill in fencing is strongly advised.

Historical Chronicle: Drake arrived on the Main in June, 1572 with two small ships. Within five days he raided Nombre de Dios, carrying off a huge pile of silver from the governor's house before a musket ball wound overcame him. Next he captured a ship off Cartagena (the city itself was too strong to attack). By September he was back in the Gulf of Darien, taking Spanish ships to replenish his provisions and trying to ambush the Silver Train between Panama and Nombre de Dios. Throughout the winter he failed: the Spanish were alert to his threat.

Drake returned to his distant and secret base at the Isle of the Pines (at the southwest end of Cuba) and reorganized. He gathered up reinforcements from friendly French privateers and Cimarron rebels. (Cimarrons were African slaves who escaped the Spanish.) In March 1573 he returned to Darien and finally ambushed the Silver Train at Nombre de Dios, taking a fortune in gold. He had to leave behind another fortune in silver because it was too heavy to carry! Drake sailed swiftly for England and arrived at Plymouth on Sunday, August 9, 1573. A mere thirty Englishmen returned with him, but each survivor was rich for life.

In 1577-80 Drake raided the Pacific coast of Spain's American empire, then

returned via Asia, circumnavigating the globe. With Hawkins he was an admiral of the fleet that defeated the Spanish Armada (1588), but died of disease in 1596 (at age 56) after an attack on San Juan, where some Spanish treasure galleons had sought shelter.

Piet Heyn and the Treasure Fleet (1628)

Your Forces:

Four fast galleons: *Vergulde Valk, Hollandia, Dolfin, Haarlem*
Two sloops: *Tijger, Postpaard*
700 men.

Political Situation: Holland is at war with Spain and allied with England. France and England are also at war with Spain.

Your Prospects: You command a powerful if cumbersome squadron, vanguard of the great Dutch privateering fleet. The Spanish Treasure Fleet is an excellent goal. However, it's late in the season. You must start hunting immediately off Havana or in the Florida Channel. You'll undoubtedly find a variety of smaller ships, but if you're lucky and persistent, you may find the treasure galleons. If you miss the treasure fleet, don't be shy about raiding a Spanish port or two. Your forces are not especially maneuverable, but they are quite powerful. This is a situation where a good plan, patient execution, and more than a little luck are the keys to success.

Historical Chronicle: Piet Heyn was already a famous Captain when he sailed under Admiral Willekens and led the 1624 attack that captured the Spanish colony of Sao Salvador (Bahia) on the Brazilian coast. Although the conquest only lasted one year, the Dutch gained invaluable expertise in producing fine sugar from sugar cane, knowledge they spread around the Caribbean in the succeeding decade. By 1626 Sao Salvador was producing for Spain again, so Heyn raided it again!

In 1628 Heyn sailed for the West Indies with a powerful warfleet of nine large warships and five jachts (sloops). He cruised along the Main, then swung up to the north coast of Cuba. Off Havana he finally sighted the Spanish treasure fleet of forty to fifty sail. He quickly captured nine small stragglers, while the rest escaped in all directions, two running aground in the process. Four royal treasure galleons fled into Matanzas Bay on the Cuban coast. Heyn pursued them, ran his ships onto the shoals alongside the Spanish, traded broadsides and boarded. The battered and demoralized Spanish either surrendered or fled ashore, leaving 46 tons of silver in Dutch hands. This loss ruined the Spanish economy and gave the Dutch government much-needed funds at a critical point in the Thirty Years War.

There was great rejoicing in Amsterdam when a fast yacht sailed into that port carrying the news of Heyn's fabulous victory.

L'Ollonais and the Sack of Maracaibo (1666)

Your Forces:

One Sloop
Five Pinnaces
400 men.

Political Situation: France is at war with England and Spain, and allied to

Holland. In addition, England and Holland are at war.

Your Prospects: Your force is strong in men but weak in naval power. Therefore, like L'Ollonais, your best prospects are in attacks on ports rather than captures at sea. All but the strongest Spanish cities are within your grasp. Beware the fragile morale of your men. These Tortuga buccaneers are impatient for riches. They will not tolerate long, fruitless cruises. But still, a target must be selected with care. One disappointment and mutiny is not far off.

This expedition is challenging but not extraordinarily difficult. However, you must exercise good judgment at the start, and then execute the plan quickly and confidently.

Historical Chronicle: Arriving in the Indies as an indentured servant to the planter in French Hispaniola, Jean-David Nau came from the Les Sables d'Ollone in Brittany. When his indenture was up in 1660 he immediately went to Tortuga; within a few years was commanding his own buccaneer voyages. Nicknamed L'Ollonais ("the man from d'Ollone"), he was one of the most ferocious and inhuman pirates who ever lived.

In 1666 the terror and prestige of his name was enough to collect a fleet of small boats, crowded with men, bound for Maracaibo. He surprised the forts and took the city by storm. Despite a bloody plundering that lasted a fortnight, the town yielded only modest amounts of gold and silver. His next stop was Gibraltar. The Spanish there mustered a powerful militia, but after a difficult fight in marshy ground, L'Ollonais' buccaneers prevailed again. The town was thoroughly sacked, inhabitants tortured and killed, and ruins left in the Frenchman's wake. Six months after departing, L'Ollonais arrived at Tortuga with enough plunder to return to France a wealthy man. But he had expected riches beyond imagination.

So L'Ollonais mounted a new expedition to the coast of Nicaragua and Honduras. Despite escalating barbarity and cruelty, he found so little that his companion ships sailed away, leaving his tiny band forlorn and hungry. L'Ollonais and his men went inland, raiding Indian villages for food. This final bit of nastiness was his undoing. Jean-David Nau's muttering and mutinous crew deserted him when vengeful Indians ambushed the party. Grievously wounded by poison arrows, he was clubbed to death.

Henry Morgan, the King's Pirate (1671)

Your Forces:

One Frigate: *Satisfaction*
Two Merchantmen: *Lilly, Dolphin*
One Barque: *Mayflower*
Two Sloops: *Fortune, William*
One Pinnace: *Prosperous*
600 men.

Political Situation: England and France are both at war with Spain.

Your Prospects: You have a formidable force for either land or sea fighting. You could seek additional recruits and food, or you can immediately venture against almost any place in the Indies with good prospects of success.

Your greatest immediate difficulties are procuring enough food to keep your men fed, and enough plunder to keep up morale. This is an expedition that appears easy initially, but can become rather challenging.

Historical Chronicle: Henry Morgan was a successful privateer and buccaneer leader. He had sacked Puerto Principe, plundered Gran Granada on the far side of Nicaragua, overwhelmed the fortifications of Puerto Bello, and followed in L'Olonais' footsteps at Maracaibo and Gibraltar, although both places yielded little wealth and plenty of hot fighting with aroused Spanish defenders.

On August 24, 1670, Morgan sailed as Admiral of Privateers under the auspices of Governor Modyford of Jamaica. He rendezvoused with French buccaneers from Tortuga and western Hispaniola, swelling his forces to 2,000 men or more, making him strong enough for any venture. His goal was Panama, richest city of the Spanish overseas empire. Sailing upriver and then marching overland, he arrived outside the city in January, 1671. Here the governor of the province, Don Juan Perez de Guzman, had collected his troops and militia.

On the plains outside the city the two forces fought a pitched battle. The Spanish lost. The city was taken, plundered, and ultimately burned to the ground. However, the loot was disappointing. Many of the richest Spaniards had fled with their families and wealth, rather than staying around to defend it.

The sack of Panama was Morgan's crowning achievement. He wisely retired while still ahead. Although Modyford lost his governorship and was imprisoned because of the affair, Morgan received a knighthood. He retired on Jamaica an honored and wealthy man. He died of too much drink in 1588, at age 53.

Baron de Pointis and the Last Expedition (1697)

Your Forces:

- Five Frigates
- One Sloop
- 1200 men

Political Situation: France is at war with England and Spain.

Your Prospects: Your force is the most powerful ever on the Spanish Main. You are free to select the target of your choice and strike. The real question is, how much treasure can you carry off?

This expedition is a pleasant romp, suitable for commanders who enjoy the 'sure thing'. To obtain a suitable challenge at all, select *Swashbuckler* difficulty level. After all, in the real expedition both de Pointis and du Casse were wounded in battle!

Historical Chronicle: In March 1697 Baron de Pointis was in Saint Domingue (the French colonies of Western Hispaniola) with thirteen warships of the royal French navy under his command. Louis XIV's France was simultaneously at war with England and Spain, and running short of men, ships and money. The Baron's goal: Cartagena. His purpose? To strike a crippling blow at Spain as well as securing a large treasure to support the French war effort.

Jean Baptiste du Casse, the French colonial governor since 1691, was ordered to support de Pointis. He collected hundreds of local buccaneers and privateers

under the command of Jean Bernard Louis Desjeans, who had sailed with the French privateering fleets of the 1680s.

The French expedition arrived off Cartagena in April and began reducing the Spanish defenses. Outlying forts were seized, often with the buccaneers in the vanguard, while the fleet moved up behind in support. Isolated and demoralized, the Spanish fell back on the city. The French deployed and opened fire with powerful 24-pounder and 36-pounder siege mortars, demolishing the city's fortifications. On May 6, 1697, governor Don Diego de los Rios y Quesada surrendered Cartagena. Baron de Pointis carried off all the available wealth, paying the buccaneers at the same rate as his own men (which was a pittance compared to a privateer-style division of plunder). Worried about a powerful English squadron known to be hunting him, de Pointis sailed for home with a treasure worth 20 million Livres in his hold.

The buccaneers, upset and angry with their tiny share, returned to the still prostrate city. There they sacked, pillaged, raped and tortured until the residents coughed up another 5 million Livres worth of plunder. Meanwhile, de Pointis was intercepted by Neville's English fleet south of Jamaica, but the French outmaneuvered the English at night and escaped.

The sack of Cartagena in 1697 was the last great expedition involving buccaneers. It wouldn't have occurred without de Pointis' powerful and well-equipped invasion force. Nations were now fielding regular army and navy units in the Caribbean. The pirate's freedom of the seas was at an end.



Another Age

Around 1500, when Spain discovered the Caribbean basin, Europe was just emerging from the Middle Ages. Most people were peasants, farmers scratching out a bare living from the soil, ruled by a small but powerful class of aristocratic landlords. Some people lived in the towns and cities founded in the Middle Ages, but townspeople remained a small percentage of the population. Their trade and industry only made a marginal impact on the lives of the vast majority. A rare few made their living "on the road" as peddlers, beggars, sailors and thieves. To the majority they were a source of tales, or warnings for children ("Be nice or Black Bart the highwayman will eat you for dinner!").

The period from 1550 to 1650 is sometimes termed "the Iron Century" because ordinary people's lives became so harsh. Europe's population had been growing rapidly since the early 1400s. Around 1500 the number of people began to exceed the amount of available farmland. Trade and manufacture had developed sufficiently so some peasants with little or no land could do part-time weaving (the source of much cloth in Europe), or move to towns and cities to seek employment in businesses centered there.

These enterprises could absorb only some of the surplus population. So, some young men found employment in mercenary armies that served competing causes in the growing Catholic-Protestant conflict. Unfortunately this employment did more damage than good, for armies then were not as polite as today. Soldiers lived off the land, ruining the farms and livelihoods of the peasants. This destroyed the economic substructure upon which all depended. The intense religious hatreds added an extra measure of ferocity to the struggles, international or civil, causing devastation and death wherever war occurred.

As the 16th Century came to an end, overpopulation, war, and the growing taxes brought unprecedented poverty to most areas of Europe. Villages were torn between the lucky few who had enough land to support their families, and the insecure majority whose survival depended on a fortunate growing season and sufficient extra work. Swarms of paupers huddled in squalid quarters of towns, while beggars and brigands infested the countryside. Vagabonds, the rootless poor, became an unmanageable problem, straining Europe's charitable institutions and swamping its courts.

Brigands were beggars who stole instead of asking. They often fared better as

a result. They were just one group of many criminal elements who found in lawlessness an escape from grinding poverty. In towns they practiced burglary and larceny; in the countryside they worked as highwaymen and thieves; and at sea they operated as pirates. Thieves worked alone or in small bands, brigands in moderate sized bands, while pirates operated in larger groups because they needed to crew a sizable ship. Sometimes pirates even worked in fleets of several ships.

The Mediterranean had long known pirates, who went so far as to organize mini-kingdoms on the Barbary coast of North Africa. The New World opened new opportunities for piracy. But whether they operated as thieves, brigands, or pirates, all these men struggled to survive in a harsh and unfeeling world by preying on others. They redistributed wealth from those who had it but could not protect it, to those who didn't have it but had the power to seize it.

A brigand or pirate might begin his career in order to survive, but he often continued it to prosper. In a society torn by religious hatred and war, with governments still weak and uncertain, success bred success and power respected power. A brigand band could join an army as a group of mercenaries. A pirate might well drift in and out of service of a government. Governments found it expedient to use pirates against their enemies, while pirates found it profitable to supply their trade with a royal seal of approval, a privateer's Letter of Marque. Perseverely, a pirate might find himself fighting alongside a Count or an Earl, championing the cause of a king about whose goals and needs he knew little and cared less. However, notable service could bring notable rewards: wealth, land, legitimacy, and perhaps a title of nobility! A man who began as a poverty-stricken nobody might rise to rub elbows with the old aristocratic families who had led the realm for generations.

The mounting cycles of war and poverty climaxed in 1618 with the outbreak of the Thirty Years War. What began as religious strife in Germany became a constitutional struggle as the Habsburgs tried to consolidate their hold on that land. Holland, Denmark, Sweden, and ultimately France intervened to help the German Protestants frustrate this plan. The international melee turned vast areas of Germany into wasteland. Entrepreneurs stepped in where kings and emperors were weak. They created huge mercenary armies that swarmed across the countryside like a plague of locusts. This was the heyday of the mercenary and the freebooter, as soldiers and captains sold their services to the highest bidder and switched sides when the time seemed ripe.

But even the greatest of the mercenaries was defeated in battle by a well-organized national army (that of King Gustavus Adolphus of Sweden), recruited through national conscription and supported by national taxes. The French also used a national army fashioned after the Swedish, and the English Civil War, which raged separately on that tormented isle, was won by Cromwell's "New Model Army" formed on the same principles. As the 17th Century approached its midpoint, the age of the mercenary and pirate was waning in Europe. Within a few decades this new national power and organization would extend into the Caribbean, driving out the buccaneers and pirates.

The rise of national governments brought new taxes, oppressive new central administrations, and government bureaucrats whose powers rivaled that of the old nobility. A series of revolutions in Spain, Portugal, Italy, and France, and near-revolutionary constitutional conflicts elsewhere showed how the lower classes and local nobles resisted the new order. But the powerful national governments emerged victorious. No longer would the state tolerate independent agents using the techniques of war. Armies were firmly under royal control, disciplined and supplied from depots. Navies were directed to put down piracy as well as to fight with other countries. The France of Louis XIV, the Sun King, epitomized this new order.

Meanwhile, the colonies around the Caribbean were no longer serving as silver mines for the Spanish Empire. Instead, the new English and French colonies, the "Sugar Islands," formed the cornerstone of a triangular trade network involving Europe and Africa. This was the most important of many economic developments that helped Europe sustain its growing population in the later part of the 17th and 18th Centuries. Conditions were still hard for many, but prosperity grew as the economy found new forms and new energies.

This wealth was little endangered by pirates, for long before it reached its peak the naval vessels and royal courts of the various European kingdoms had all but eliminated piracy from the high seas. The age of the freebooter was gone. The age of the bureaucrat had begun.

- Edward Bever, PhD (History)



The Silver Empire 1560-1600

Introduction

The Spanish Empire reaches its peak in this era, both in Europe and in the New World. The empire is built on mountains of silver bullion from New Spain (Mexico) and Peru. This bullion finances Spain's imperial glory, but also encourages misguided economic policies that will soon ruin the country.

The secondary export from the Indies is hides of animal leather. Spanish colonial grandees prefer ranching large herds to managing farms and plantations. Ranches are equivalent to the property noblemen own in old Spain.

Holland, a province of this far-flung empire, begins its revolt against Spanish rule in the 1560s. England, ruled by Elizabeth I (1558-1603) develops an anti-Spanish policy as well. France had been and will remain consistently anti-Spanish, surrounded as it is by Habsburg territory (the Habsburg family controlled the Austrian and Spanish thrones, whose territory included a considerably amount of Italy as well).

Spain in this era is the only European nation with large, populous colonies in the New World. With the exception of one abortive venture at St. Augustine, the other European powers have nothing more than temporary anchorages and tent towns, casual bases for privateering and smuggling that appear and disappear with the seasons.

Cities & Trade

Spanish Colonies: *Cartagena, Panama, Santiago, and Santo Domingo* are the great and powerful cities of the Spanish Main. All except Panama have impressive fortifications, and all have large military garrisons. Prices for everything are high here; European goods are in especially high demand but Spanish trade laws are firmly enforced. *San Juan* (on Puerto Rico) is very nearly as large as the major cities.

Havana is a growing port that during this era becomes one of the new, great cities of the region. The increasingly frequent stops by the treasure fleet boost Havana's economy. *Vera Cruz* and *Nombre de Dios* are unhealthy cities that are only populous and wealthy when the annual fleet is in. At that time vast wealth from Peru (to Panama) and New Spain (to Vera Cruz) is being loaded onto the ships.

Larger, politically important cities with a craving for European goods include *Campeche*, *Cumana* and *Maracaibo*.

The towns in economic difficulties, and therefore more likely to trade with foreigners, include all ports on under-developed Jamaica and Hispaniola (except the capital Santo Domingo), and the lesser ports of the Main, such as *Santa Marta*, *Gibraltar*, *Coro*, *Puerto Cabello* and *Margarita*, although the last is rich only from its declining pearl fisheries. The inland capitals of *Villa Hermosa* and *Gran Granada* are still economically weak. Both were in the front lines of Spanish conquest just a few years previously.

Trinidad is tiny, but already beginning its unique role as a transshipment point between Atlantic carriers and local Caribbean trade, an activity illegal by Spanish law, but nonetheless profitable. Smugglers find a ready supply of cheap European trade goods, and a good market for selling hides.

Other Colonies: The only non-Spanish colony is the new French one at *St. Augustine* (in Florida). A few additional French and English privateering bases exist in the Florida Keys and Bahamas. These have an erratic population and uncertain wealth. No agriculture exists, so food supplies are uncertain.

The only official colonial governor of either nation exists at *St. Augustine*. Unless other colonies grow or change colors, be sure to remain friendly with the French here. All non-Spanish promotions, titles, and land must come from him.

Prospects for Success

A successful career in this period requires exceptional skill and guile. All the major ports are Spanish controlled, forcing one to either trade with them (as Hawkins tried), or to capture them by assault (Drake's method). Trading eventually improves the economic status of the towns, making them more likely to obey Spanish laws and shut you out! Conquest is difficult, especially against well-populated cities, and often is undone by a Spanish counterattack. Furthermore, once you initiate wartime actions and the Spanish become hostile, you must wait for a "Pirate Amnesty" before attempting a trading strategy once more.

You must husband your crewmen carefully. Avoid dividing up the plunder for as long as possible. Recruiting new crewmen can be extremely difficult.

The English Seahawk: With solid backing from your monarch, you have a powerful and flexible force. This is fortunate, since you'll need to find quick profits to enlarge your tiny coffers.

The French Corsair: Your small, fore-and-aft rigged craft is no match for a well-armed war galleon. If you encounter men of good reputation or high rank, discretion is definitely the better part of valor. Even if you survive the encounter, your crew may be so depleted that recruiting replacements may take months.

The Spanish Renegade: You start in a regretably weak position, and must take risks at almost every turn to improve your fortunes. This is not the life for the faint-hearted!



Merchants & Smugglers 1600-1620

Introduction

After the 1590s the Spanish Empire begins a slow slide into decay and chaos, both militarily and economically. Misguided economic policies combined with a short-sighted aristocracy, redoubled by a powerful and restrictive church, will doom Spain for centuries to come.

In the Americas, expensive fortifications and garrisons have increased, but silver shipments and Spanish-owned merchant ships are fewer. Most astoundingly, the empire in America is literally an empty one. Diseases brought by Europeans to the New World have inflicted a century of horrifying plagues. The Caribbean basin has been depopulated. In New Spain (Mexico) the Indian population plunges from 25 million in 1500 (before the conquest) to less than 2 million in 1600. Food supplies are short for lack of farmers, and mine output falls for lack of workers. Spaniards in New Spain total no more than 100,000 by 1600. Worse, virtually no Spaniards are productive members of society — they expect to live a grandiose life, with slaves and Indian peons serving them. The same pattern repeats throughout the Caribbean and along the Spanish Main.

Conversely, England and France are growing, vital nations. In this era both have new kings who seek peaceful relations with Spain. Although this reduces the opportunity for privateering and piracy, neither monarch discourages colonization. The reputation of riches, pleasant climate, and emptiness of the Americas all beckon. A miscellaneous assortment of Frenchmen and Englishmen start new colonial ventures.

The Netherlands, after decades of rebellion against Spain, are virtually victorious. More amazing, Holland is an economic miracle: Out of war, peaceful and profitable enterprises spring. With new ship designs (the *Fluyt*), joint-stock companies, and the twelve years truce, Dutch commercial interests are exploding world-wide. However, at this time the big Dutch companies are mainly interested in Indonesia and Asia, leaving the West Indies to smaller operators.

Cities & Trade

Spanish Colonies: The cities of *Cartagena*, *Havano*, *Panama*, *Santa Domingo* and *Santiago* are the capital cities of the West Indies. Each is populous, rich, well fortified, heavily garrisoned and intolerant of foreigners. Here both

tobacco and European goods command premium prices.

Puerto Bello has replaced *Nombre de Dios* as Panama's Caribbean port for the Silver Train and Treasure Fleet. *Veracruz* continues to serve the vast inland areas of New Spain. Both cities are still unhealthy, which limits their growth and economic success.

The majority of the Spanish Main and inland Central America is now economically viable. The smaller towns of the Main frequently grow tobacco and welcome smugglers. The hinterlands of Hispaniola are another area where tobacco smugglers are welcome.

Trinidad is in its heyday as a wide-open smuggler's port. Local Caribbean smugglers can sell their tobacco for decent prices, then buy European goods from Atlantic traders in reasonable quantities. The Spanish governor, without harbor forts and served by a laughably small garrison, can do little but take lucrative bribes and look the other way.

English Colonies: Early colonies exist on *St. Lucia* and *Grenada*, although both are at considerable risk from the cannibalistic Caribe Indians. Both need regular imports of food. No large tobacco plantations or organized defenses exist yet.

French Colonies: No French colonies exist, but old privateering anchorages with small "tent camp" towns can be found in the Bahamas. Here too there is no local agriculture. Food costs are dearly, and precious little is available for victual a ship.

Dutch Colonies: Although Dutch *fluyts* are common traders in these waters, no Dutch ports ("factories") exist. This is because the monied interests in the Netherlands are busy financing colonial ventures in the East Indies (notably Indonesia). The Dutch spend most of their time trading in smuggled goods with the smaller Spanish colonies. *Trinidad* is their unofficial home port in the New World.

Prospects for Success

Difficulties in this era are similar to the 1560 period. Furthermore, Europe is tending toward peace, dimming the prospects for privateering profits. With the dearth of friendly ports and peace in the offing, you should seriously consider searching for friendly Spanish ports and smuggling goods between them and *Trinidad*, with occasional trips to the new English colonies or the old French privateering anchorages to the north.

The English Explorer: The situation and strategies for this era are not unlike those of the previous decades. Do you settle into a life of peaceful trade and smuggling, or do you seek out a war and go on privateering expeditions? Your large crew suggests privateering, but the capacious merchantman with its sluggish sailing qualities and weak armament makes trading attractive too.

The French Adventurer: Your ship and crew are well suited to privateering. However, the lack of strong, friendly ports is a serious handicap when recruiting men or selling captured goods. Conquering a few Spanish ports and installing friendly administrations should be a high priority.

The Dutch Trader: Your ship is admirably suited to mercantile endeavor, but sluggish and underarmed for battle. While trading keep the crew under twenty (but not below eight, as that's the minimum to operate a ship). Pay them off and recruit new ones periodically to keep morale high. Use *Trinidad* as a base and experiment at various Spanish cities. Discover which governors are tolerant, and which will open fire. Privateering against the Spanish is tricky business — and you will lose trading privileges until Spain offers an Amnesty.

The Spanish Renegade: The renegade's life, never easy, is quite difficult in this era. Only the most courageous should undertake this course.



The New Colonists 1620-1640

Introduction

Europe is ablaze with a new and bloody war between Protestant and Catholic (the Thirty Years War). The decay of Spain's American empire continues. Towns and cities are financially weaker, with fewer troops than ever. The economy and culture is stagnant. Spanish ranches, plantations and mines are increasingly dependent on slave labor imported from Africa.

Holland is now the world's leader in mercantile shipping. Dutch companies finally turn their attention to the West Indies. The renewed war with Spain offers many opportunities for the large joint-stock companies to finance military expeditions against the Spanish. The old English and French privateering anchorages swarm with Dutch warships.

In England a new round of colonial ventures is fueled by declining economic opportunity and growing intolerance for radical Protestants (such as the Puritans). After the demise of St. Lucia and Grenada colonies, and the near death of Virginia, new and stronger colonies are being founded. These colonies will persevere.

France, in the grip of Cardinal Richelieu, is slipping once more into civil war between the Protestant Huguenots and the Catholic government. Throughout the 1620s French Huguenots flee France and found colonies in the New World. Then, in the 1630s, France enters the cataclysm in Germany: the Thirty Years War.

Cities & Trade

Spanish Colonies: The cities of *Cartagena*, *Havana*, and *Panama* remain the capital cities of the West Indies. *Santiago* and *Santo Domingo*, the old capitals, have declined to a secondary position, though each is still rich by American standards.

Many cities on the Main are economically viable, but few are prosperous. Tobacco is a cheap export crop at some towns. The more backward towns in the hinterlands of Jamaica and Hispaniola are primarily victualing and watering ports.

Trinidad remains a popular smuggling port where European goods are plentiful and fairly cheap, having come across on trans-Atlantic traders, while good prices are paid for tobacco. However, this port is being overshadowed by the new English colonies to the north.

English Colonies: *Barbados*, the first successful English colony in the West Indies, is growing fast. Increasingly English ships use it as their home port in the Caribbean. As at *Trinidad*, merchants serving the trans-Atlantic trade will pay good prices for tobacco. The colony on *Nevis* is newer and smaller. The new venture on *Providence* island off the Mosquito Coast, deep in the heart of the Spanish Empire, is the premier base for privateers and pirates raiding the Main.

French Colonies: On the shared island of *St. Christophe* (St. Kitts to the English), the French have the upper hand. This colony is largely Catholic, while the unofficial but growing presence in northeast Hispaniola is largely Protestant. These enterprising Huguenots have already claimed *Tortuga* off the coast, as well as establishing *Petit Goave*.

Dutch Colonies: Fully fledged Dutch colonies are sparse. Along with the traditional Bahaman and Floridin privateering anchorages, the Dutch have begun a "factory" (trading town) on an island positioned right in the center of the Spanish Main: *Curaçao*.

Prospects for Success

The new colonial ports are a godsend to privateers, who now have legal employ thanks to renewed warfare in Europe. Pinnaces and barques with pinnical intent are everywhere in the Caribbean. Spanish strength continues to wane, especially at sea. A well outfitted force can even attempt to capture the Treasure Fleet on the high seas.

Still, one must watch political developments closely. Spain is quite capable of mounting periodic counterattacks to wipe out intrusive colonies or troublesome privateer bases.

The English Adventurer: Don't be shy about privateering against the Spanish. After building your reputation, fortune, and fleet you can venture ashore and try your hand at plundering the smaller towns and cities. Opportunities abound for a man of boldness.

The French Huguenot: Your barque is a handy vessel for the Caribbean, and well suited to privateering against Catholic Spain and its hated Inquisition. *Tortuga* and *Petit Goave* are ideal bases, deep in Spanish territory and only a short sail from the Florida Channel and its yearly treasure fleet.

The Dutch Privateer: You have a very powerful force, but there is a lack of Dutch bases. Therefore, cultivate friendship with the French and English (regardless of your government's opinion, if possible). Can you duplicate Piet Heyn's feat of 1628 and capture the Spanish treasure fleet?

The Spanish Renegade: As in 1560 and 1600, the life of a renegade is unenviable, but conditions are somewhat improved. The non-Spanish colonies are few, so it's wise to remain friendly with England, France and Holland.



War for Profit 1640-1660

Introduction

In Holland, Germany and France the last great religious war of Europe (the Thirty Years War), begun in 1618, is degenerating into famine, plague and starvation across a landscape of ruins. England, having avoided European disasters, is on the brink of its own ruinous civil war that will result in a short but brutal military dictatorship by Oliver Cromwell and his Protestant armies. Of all the European nations, Spain is in the worst position. Economic and political conditions in the homeland are so bad that provinces are revolting against a bankrupt and ineffective government.

Disasters in Europe breed new opportunities in the West Indies. Spain's colonies are at their military and economic nadir. Freebooters and privateers, experienced from the European conflicts, can pillage and plunder the helpless Spanish with ease, and with precious little interference from European governments. Non-Spanish colonies are growing everywhere, fueled by boatloads of refugees. While some settle into the plantation economy, others take to the buccaneering life. Meanwhile, the crafty Dutch are making a fortune by carrying the trade goods among these new colonies. Peaceful trading may not be as profitable as privateering, but it's a safer business.

Cities & Trade

Spanish Colonies: The richest Spanish cities remain the great capitals of the region: *Panama*, *Cartagena*, *Havana*, and *Santiago*. These continue to have wealthy economies and high prices. *San Juan* and *Santo Domingo* are prospering, but remain populated by old, aristocratic families with expensive tastes. Both cities are well fortified and garrisoned. All other Spanish cities are barely prospering, if that. Towns in the hinterlands are on the verge of disappearing under the tidal wave of immigration from England, France and Holland.

English Colonies: *Barbados* is the unofficial capital of the English West Indies. It is a trader's dream, European goods are freely available, sugar sells for premium prices, and the local merchants are wealthy and well-stocked. The colonies on *St. Kitts* and *Nevis* are economically strong and well populated while *Antigua*, *Montserrat*, *Bermuda*, and *Eleuthera* are newer, smaller colonies with

little population, low prices, and tiny warehouses.

French Colonies: *Guadeloupe* and *Martinique* are the major colonies in the Caribbean Islands (Lesser Antilles). However, all eyes are drawn to that well-fortified haven of privateers, buccaneers and outright pirates: *Tortuga*. Already this name inspires terror. Mainland Hispaniola French colonies are developing slowly at *Petit Goave*. French privateers still use anchorages in the *Florida Keys* to plunder Spaniards in the Florida Channel, as well to descend upon the north coast of Cuba.

Dutch Colonies: *Curaçao* is the Dutch equivalent of Barbados. This large, rich, well-defended free port offers good prices for sugar and sells quantities of European goods in return. A second international free port is developing at *St. Eustatius*, while sleepy *St. Martin* is a placid place for sugar planters and other peaceful fellows.

Prospects for Success

Opportunities abound and success awaits. Spain is almost always at war with somebody, and not uncommonly with everybody! Since Spanish military power is a joke, the opportunities for privateering and outright plunder are legion. After a rich cruise against the hapless Spanish, no voyage is complete without a wild party at Tortuga, Barbados, or Curaçao.

The English Adventurer: As a privateer, everything is in your favor. A plethora of friendly English colonies are ready and willing to buy your plundered goods, while the taverns are brimming with sailors seeking a berth with a successful Captain. Smiling governors will shake your hand and bestow land and honors for your efforts. Isn't life grand?

The French Privateer: Privateering is a growth industry with great profits for the French, as with the English. Tortuga is the ideal base for such activities, sitting between Santo Domingo, the great cities of Cuba, and the rich fleets passing outbound through the Florida Channel. Down a pleasant beam reach to the south lies the heartland of the Spanish Main and the usually friendly port of Curaçao.

The Dutch Trader: Tired of war, many Dutchmen prefer the peaceful role of trading. The new and growing French and English colonies offer many opportunities to a savvy merchant. Trade routes between the large, rich colonies and the new, small ones yield easy profits. One can also trade with the poorer Spanish cities, who have cheap sugar and food that sells for premier prices on Curaçao or Barbados. Of course, the lure of privateering for the English or French remains strong!

The Spanish Renegade: This is one of the two eras (the other is 1660) where the life of a renegade can be fairly pleasant. Raiding the Spanish is a rewarding occupation, war or no war.



The Buccaneer Heroes 1660-1680

Introduction

The military decline of the Spanish Empire continues when senile King Phillip IV is succeeded by the lax and inept regency for Charles (Carlos) II, who in 1665 becomes King at age four. Although Spanish America is left without military protection, bureaucratic interference in its economic affairs diminishes also. This, combined with renewed output from the silver mines, starts an upswing in the Spanish-American economy.

England, France and Holland are now strong colonial powers. Jealous of Holland's commercial success, England begins economic war against Holland with the Navigation Act (1651) and the Staple Act (1663), legislating trade limits that would ruin the free-trade Dutch merchants. This causes three shooting wars within twenty years. Meanwhile, Louis XIV has finally taken control of France with the death of Cardinal Mazarin in 1661. The "Sun King's" aggressive foreign policy sparks almost constant warfare with England, Holland, and Spain as frequent opponents. In short, Europe is a dogfight of international intrigue and warfare, with enemies and allies changing as frequently as partners in a court dance.

In the Caribbean, governors face new threats from all directions. St. Eustatius changes hands ten times between 1664 and 1674. The home governments provide virtually no military forces, so the governors ask buccaneers, privateers and pirates to guard their colony and carry the fight to the enemy. These sensible, profit-oriented warriors are often difficult to control.

Cities & Trade

Spanish Colonies: *Panama, Havana, and Cartagena* endure as the three greatest Spanish cities, rich, well fortified, and well garrisoned. Still sizeable but of declining importance are *Santiago, Santo Domingo, and San Juan*. The remaining Spanish towns are beginning to prosper again, but are so weak militarily that all are prey to buccaneers and pirates.

English Colonies: *Barbados* remains the greatest English colony, with *St. Kitts* close behind. Captured from Spain in 1655, Jamaica is the home of *Port Royale*, the new English buccaneer haven in the midst of the Spanish empire, only a short voyage downwind from the French colonies on Hispaniola.

French Colonies: In the Caribbean Islands (Lesser Antilles) *Guadeloupe* and

Martinique are the main bastions of French power, while around western Hispaniola *Tortuga, Port-de-Paix, Petit Goave, and Leogane* are buccaneering strongholds amid the growing wealth of French sugar plantations.

Dutch Colonies: *Curaçao* remains the premier Dutch colony and one of the greatest free ports in the world. *St. Eustatius* almost surpasses it, but conquest and reconquest by numerous expeditions has damaged its economy.

Prospects for Success

This era is sometimes called the "Golden Age of Buccaneering." There's plenty of warfare to legalize your actions, and a plethora of rich Spanish and non-Spanish ports to either raid or use as bases, as you prefer. Because of her military weakness, Spain's ships and towns are the popular target for buccaneers and pirates of all nationalities.

The English Buccaneer: Port Royale makes an excellent base of operations, while Barbados is still the best place to dispose of large amounts of loot at a very good price. The main disadvantage of Port Royale is that recruiting a good crew often requires side-trips to the French buccaneer towns on Hispaniola, while a base in the Caribbees gives you access to many English ports for quick, easy recruiting.

The French Buccaneer: Privateer or pirate, it is wise to leave one or two nations alone, so you have potential trading partners in case an unexpected peace breaks out. You'll find recruiting especially easy in the vicinity of Hispaniola, with four separate French buccaneer ports within a short sail.

The Dutch Adventurer: Dutchmen of this period weren't shy about offering their services to other nations, and were always looking for the main chance — a venture with profit, be it peaceful or warlike. Don't ignore the excellent prospects for peaceful trade. Above all, remember that Barbados and Curaçao are the two richest ports in non-Spanish America, good for either trading or selling a looted cargo.

The Spanish Renegade: Although a renegade's life is never easy, this era is a bright spot on a dark sea of danger. Privateering or piracy against Spain is, of course, the recommended course.



Pirates' Sunset, 1680-1700

Introduction

Europe is as full as ever of tumult and warfare, rapidly shifting alliances, and strange political bedfellows. But the depredations of the buccaneers in the Americas have taught politicians and military men a lesson. Warriors who fight for profit can ruin the local economy. Meanwhile, nations have bigger and more powerful fleets and armies, big enough so troops can be spared for important colonies in the West Indies.

All this spells the doom of privateering and the buccaneers. Spain may be ruled by a deformed idiot (the unhappy product of excessive intermarriage by the Habsburgs), but despite this the pirates disappear, chased from the seas by an English naval squadron based in Port Royale. Letters of Marque are harder and harder to get. Buccaneers of all nationalities flock to the French flag in 1684 when it offers Letters of Marque again.

Economically, this is an era of rising wealth and trade for all nations in the Caribbean. Although some piracy remains, the road to the future is one of peaceful trade and smuggling.

Cities & Trade

Spanish Colonies: *Havana, Panama, Cartagena,* and *Santiago* are still important cities, despite the raids and misfortunes of the last century. *Caracas* has risen to prominence as the main harbor serving inland Terra Firma (South America), while *Santo Domingo* and *San Juan* have slipped to a second rank, isolated among the growing French and English island wealth.

English Colonies: *Port Royale, Barbados,* and *St. Kitts* are the great English ports, with the other English Caribbees sound and healthy trading posts. The Bahamas are the new colonial frontier. *Nassau*, for example, is a wide-open pirate haven. A small English colony has even sprung up at *Belize* in Honduras!

French Colonies: The French colonial empire has not changed its shape greatly in two decades. *Guadeloupe* and *Martinique* remain the twin economic capitals, now equal to the largest English ports. *Tortuga* is declining, but the Hispaniolan towns of *Port-de-Paix, Petit Goave,* and *Leogane* are all thriving.

Dutch Colonies: As with France, the shape of the Dutch dominions also is constant: *Curaçao* is the great free port, *St. Eustatius* is recovering from wartime

disasters and trying to live on trade with the recalcitrant English nearby. *St. Martin*, the northerly satellite, continues to expand quietly its plantation economy.

Prospects for Success

Prospects in this era appear as good as the 1660s and 1670s. However, pirate-hunting warships appear more frequently, while the non-Spanish ports are larger and better fortified. Indeed, the fairly equal distribution of strong and weak ports throughout the Caribbean means the prospects for trading are the best in fifty years. If you do pursue a bellicose path, take advantage of pirate amnesties when offered, so you are prepared for a sudden outbreak of peace.

The English Pirate: Well, mate, ye always wanted a life of piracy. Try it on for size now! Novices are encouraged to try a voyage or two in the 1660s first, to get the feel of privateering, before embarking on a career of high seas crime. Beware the navy pirate hunters!

The French Buccaneer: Privateering commissions are legally available still. Take advantage of them to raid the Spanish. Of course, it pays to beware of the *Costa Guarda* pirate hunters.

The Dutch Adventurer: As a peace-loving free-trade Dutchman, you should think long on the advantages of trading and smuggling. Dutch ports are few, and although England and France have laws prohibiting trade with you, in reality the laws are ignored. Even the Spanish can be coaxed into trading more often than not. Of course, some of your compatriots made their reputation by sailing as privateers for France. In fact, two admirals of the French privateers in 1685 are Dutchmen!

The Spanish Costa Guarda: Now that the English and French colonies are as rich as the Spanish, it's only appropriate that they taste some of their own medicine! The only difficulty is evading those French, English and Dutch warships that so inconveniently clutter up the seascape.



Geographical Index

The Latitudes and Longitudes given in this index are consistent with the B&H map, included in the package. While quite good for the era, the measurements on this map are very inexact by modern standards.

Antigua: 21°N, 62°W. Colonized in the 1640s, this island is a small, pleasant backwater with a classic plantation economy. In the 18th Century it will become one of the two great naval bases for the British Royal Navy in the Caribbean.

Barbados: 18°N, 59°W. The first major English colony in the Caribbean (in the 1620s), Barbados is the economic capital of the Caribbean Islands (Lesser Antilles) throughout the middle and later parts of the 17th Century. Caribbean traders will find European goods numerous and the selling price of tobacco and sugar quite good.

Belize: 21°N, 88°W. This small but hardy settlement of logwood cutters appears in the 1680s in a region conceded to be Spanish, but as yet uncolonized. Its stubborn presence will cause diplomatic problems for decades to come.

Bermuda: 30°N, 65°W. Settled in the 1640s, Bermuda built its early economy on shipwrecks, thanks to the many treacherous reefs that surround the tiny island.

Boburata: 16°N, 67°W. This modest city on the Spanish Main is noteworthy only in the late 16th Century. Thereafter it is sublimated in the growing power and importance of Caracas.

Campeche: 23°N, 90°W. A well-established "old" Spanish city with aristocratic tastes, Campeche is an important port serving the inland provinces of southern New Spain and Yucatan. European goods fetch good prices here.

Caracas: 16°N, 66°W. This city rises to prominence at the end of the 16th Century. It is the main port for inland farms and plantations, and home of many important Spanish families, who have expensive tastes in European goods.

Cartagena: 16°N, 75°W. This is the largest port city of the Spanish Main, and after the 1590s a supposedly impregnable fortress. Here the treasure fleet winters before its return voyage via Havana and the Florida channel. It has a powerful garrison of troops and a thriving economy with little need for illegal trade and smuggling.

Coro: 17°N, 78°W. This small city on the east side of the Gulf of Venezuela thrives in the 16th Century, but after the 1600s it is overshadowed by the new ports to the east. During its brief heyday Coro is a good source of hides and tobacco.

Cumana: 16°N, 64°W. The main port city of New Andalusia, it forms the eastern anchor of the Spanish Main, the last major harbor and fortress. It is a good market for European goods. This does not prevent it from indulging in smuggling and other nefarious pursuits from time to time.

Curaçao: 17°N, 69°W. First used in the 1620s, this island becomes a great free port under Dutch control. Spanish produce smuggled from everywhere along the Main are bought here by Dutch merchants, who happily exchange them for European products that can be profitably smuggled to the Spanish.

Eleuthera: 26°N, 76°W. At first just an anchorage for privateers, Eleuthera becomes an English colony eventually. In the 17th Century it really never grows, remaining a backwater haven for pirates, privateers, and the other riff-raff who hide among the Bahamas.

Florida Chnl (Florida Channel): 26°N, 80°W. The powerful Gulf Stream current has cut this channel along the southeast coast of Florida, forming a safe path past the Bahama shoals. Each year in the spring or summer the Spanish treasure fleet passes up this channel from Havana, bound for the North Atlantic Westerlies and the trip home.

Florida Keys: 26°N, 81°W. Among this chain of tiny islands and reefs are transitory anchorages for privateers of varying nationalities. No permanent colonies are founded here — it is too close to powerful Spanish Havana.

Gibraltar: 15°N, 71°W. This city is a modest-sized port for the inland farms and plantations of Caracos province. The horrifying rape and pillage of the city by L'Ollonais and again by Morgan destroyed its economic vitality, making it a nonentity by the 1680s.

Gran Granada: 17°N, 86°W. Situated on the shores of Lake Nicaragua, this is the largest and wealthiest city of the Honduran provinces.

Grand Bahama: 28°N, 79°W. This island in the northern Bahamas is used periodically as a privateering anchorage. It does not become an English colony until the very end of the era.

Grenada: 17°N, 61°W. A group of English colonists attempt settlement here in the 1600s, but fail and the colony disappears by the 1620s.

Guadeloupe: 20°N, 61°W. Colonized by the French, Guadeloupe becomes economically viable in the 1640s. Along with Martinique it is the cornerstone of French power in the eastern Caribbean. In the 1660s its fortress and garrison are increased as part of France's new interest in overseas colonization.

Havana: 25°N, 82°W. One of the old cities of Cuba, during the middle 16th Century it grew rapidly because the Treasure Fleet used its harbor for a last provisioning before the dangerous journey back to Spain. Havana is a rich town where all mercantile activity is done strictly according to law. Prices are extremely high.

Isabella: 23°N, 71°W. This tiny port town was initially established by Columbus himself, but fades in and out of existence as disease takes its toll. At the start of the 16th Century it is officially abandoned by the Spanish government, its residents forced to resettle around Santo Domingo.

La Vega: 23°N, 71°W. This smuggler's haven of the early and middle 17th Century serves the inland ranches and farms of northern Hispaniola. Prices are low and the law nonexistent, save the law you make with the point of your sword.

Leogane: 22°N, 73°W. One of the new French buccaner ports of the 1660s, Leogane serves the unofficial but rapidly growing French presence in western Hispaniola.

Maracaibo: 16°N, 72°W. This is the chief port on the Gulf of Venezuela and guardian of the Maracaibo Lagoon (also known as Lake Maracaibo). As such it has more than its share of aristocratic families, with expensive tastes in European fashion.

Margarita: 17°N, 63°W. In the early 16th Century this island was one of the richest pearl fisheries in the world. Unfortunately, the pearl beds are now fished out. Margarita is a shadow of its former wealth, with ports abandoned and many families moving to bigger and richer mainland cities, such as Cumana and Caracas.

Martinique: 19°N, 61°W. Colonized by the French, Martinique becomes economically viable in the 1640s. With Guadeloupe it is the cornerstone of French power in the eastern Caribbean. In the 1660s its fortress and garrison are increased as part of France's new interest in overseas colonization.

Montserrat: 21°N, 62°W. This English colony, founded around 1640, remains one of small plantations and gentleman farming, a pleasant port of call with no especially important characteristics save low prices.

Nassau: 26°N, 77°W. Since the mid 16th Century this Bahaman island has been a pirate anchorage. An English colony, officially begun in the 1680s, soon degenerates into a loud, squalid pirate haven full of verminous and evil men. The port is named "New Providence", to distinguish it from Providence Island ("Old Providence").

Nevis: 21°N, 63°W. This pleasant island, separated from St. Kitts by a narrow channel, was populated by the English at about the same time — the 1620s. While St. Kitts becomes a port of some importance, Nevis remains more agricultural, with pleasant plantations rolling across sun-drenched mountainsides.

Nombre Dios (Nombre de Dios): 15°N, 79°W. This town is the Caribbean port for Panama and Peru throughout the 16th Century. However, it is sited in an unhealthy swamp, is almost impossible to fortify, and is plundered mercilessly by English sea hawks. At the end of the 16th Century it is abandoned and a new port (Puerto Bello) established nearby.

Panama: 15°N, 80°W. This large, rich city links the wealthy Spanish realms of Peru with the Caribbean. All trade with Peru is by ship on the Pacific coast, with Panama the terminus. Panama is linked to a Caribbean port (Nombre de Dios in the 16th Century, Puerto Bello in the 17th) by a mule train trail over

the mountains of the Darien Isthmus.

Petit Goave: 22°N, 73°W. Among the many small and informal French Huguenot settlements on Western Hispaniola, this is the first (in the 1620s) to gain reputation as an important port. But as the 17th Century continues, planters and plantation lords push out the rude buccaners, gradually civilizing the raw colonial frontier.

Port-de-Paix: 23°N, 73°W. This later French Huguenot settlement becomes a significant port in the 1660s, and by the 1680s is the informal capital of the French colonies in Western Hispaniola.

Port Royale: 21°N, 77°W. In a natural harbor on southeast Jamaica lies a curving spit and sandbar. By 1660, just five years after the English conquest of Jamaica, the spit is covered by Port Royale, a booming, rollicking, buccaner town. Its reputation was so evil that when an earthquake destroyed it at the end of the Century, colonials and Europeans alike considered it an act of divine justice.

Pr.Cabello (Puerto Cabello): 16°N, 68°W. This secondary port along the Spanish Main is a city of note through the 1620s. Ultimately, however, Caracas takes most of its business, while the new Dutch free port at Curaçao destroys the rest.

Pr.Principe (Puerto Principe): 24°N, 78°W. This was one of the first cities founded on Cuba. It represents the strengths of Spanish America: a wealthy city surrounded by ranches and a cattle economy.

Providence: 18°N, 79°W. Also known as "Old Providence", it is first settled by an English colonial venture in 1620. The tiny island quickly becomes a base for privateers and pirates operating deep in the Spanish Main. The island is such a danger to Spain that a major expedition is mounted in 1640 to recapture it. This is successful, and to this day the island remains known by what the Spanish renamed it: Santa Catalina.

Puerto Bello: 15°N, 80°W. By 1600 this city replaces abandoned Nombre de Dios as the Caribbean port for Panama and the Viceroyalty of Peru. Each year, when the Treasure Fleet arrives to pick up the Peruvian silver, Puerto Bello becomes a rich boom town. Weeks later, when the fleet departs for Cartagena, it lapses into malarial somnolence once more.

Rio de Hacha (Rio de la Hacha): 17°N, 73°W. This is one of the two major ports for the Colombian highlands (Santa Marta is the other). It does a thriving trade in export goods: first hides, then tobacco.

San Juan: 22°N, 66°W. This is the great port city of Puerto Rico, and one of the most powerfully fortified of all cities in Spanish America. San Juan was settled early and remains a bastion of old Spanish aristocracy. Prices for all goods except food are high, and most times Spanish law is vigorously enforced. Ultimately it becomes a base for Costa Guarda raids on the Caribbees.

San.Catalina (Santa Catalina): 18°N, 79°W. When Spaniards take Providence Island from the English in the 1640s, they rename it Santa Catalina. Although the island is valueless to Spain, a garrison is maintained to prevent it from falling into English hands once more.

Isabella: 23°N, 71°W. This tiny port town was initially established by Columbus himself, but fades in and out of existence as disease takes its toll. At the start of the 16th Century it is officially abandoned by the Spanish government, its residents forced to resettle around Santo Domingo.

La Vega: 23°N, 71°W. This smuggler's haven of the early and middle 17th Century serves the inland ranches and farms of northern Hispaniola. Prices are low and the law nonexistent, save the law you make with the point of your sword.

Leogane: 22°N, 73°W. One of the new French buccaner ports of the 1660s, Leogane serves the unofficial but rapidly growing French presence in western Hispaniola.

Maracaibo: 16°N, 72°W. This is the chief port on the Gulf of Venezuela and guardian of the Maracaibo Lagoon (also known as Lake Maracaibo). As such it has more than its share of aristocratic families, with expensive tastes in European fashion.

Margarita: 17°N, 63°W. In the early 16th Century this island was one of the richest pearl fisheries in the world. Unfortunately, the pearl beds are now fished out. Margarita is a shadow of its former wealth, with ports abandoned and many families moving to bigger and richer mainland cities, such as Cumana and Caracas.

Martinique: 19°N, 61°W. Colonized by the French, Martinique becomes economically viable in the 1640s. With Guadeloupe it is the cornerstone of French power in the eastern Caribbean. In the 1660s its fortress and garrison are increased as part of France's new interest in overseas colonization.

Montserrat: 21°N, 62°W. This English colony, founded around 1640, remains one of small plantations and gentleman farming, a pleasant port of call with no especially important characteristics save low prices.

Nassau: 26°N, 77°W. Since the mid 16th Century this Bahaman island has been a pirate anchorage. An English colony, officially begun in the 1680s, soon degenerates into a loud, squalid pirate haven full of verminous and evil men. The port is named "New Providence", to distinguish it from Providence Island ("Old Providence").

Nevis: 21°N, 63°W. This pleasant island, separated from St. Kitts by a narrow channel, was populated by the English at about the same time — the 1620s. While St. Kitts becomes a port of some importance, Nevis remains more agricultural, with pleasant plantations rolling across sun-drenched mountainsides.

Nombre Dios (Nombre de Dios): 15°N, 79°W. This town is the Caribbean port for Panama and Peru throughout the 16th Century. However, it is sited in an unhealthy swamp, is almost impossible to fortify, and is plundered mercilessly by English sea hawks. At the end of the 16th Century it is abandoned and a new port (Puerto Bello) established nearby.

Panama: 15°N, 80°W. This large, rich city links the wealthy Spanish realms of Peru with the Caribbean. All trade with Peru is by ship on the Pacific coast, with Panama the terminus. Panama is linked to a Caribbean port (Nombre de Dios in the 16th Century, Puerto Bello in the 17th) by a mule train trail over

the mountains of the Darien Isthmus.

Petit Goave: 22°N, 73°W. Among the many small and informal French Huguenot settlements on Western Hispaniola, this is the first (in the 1620s) to gain reputation as an important port. But as the 17th Century continues, planters and plantation lords push out the rude buccaners, gradually civilizing the raw colonial frontier.

Port-de-Paix: 23°N, 73°W. This later French Huguenot settlement becomes a significant port in the 1660s, and by the 1680s is the informal capital of the French colonies in Western Hispaniola.

Port Royale: 21°N, 77°W. In a natural harbor on southeast Jamaica lies a curving spit and sandbar. By 1660, just five years after the English conquest of Jamaica, the spit is covered by Port Royale, a booming, rollicking, buccaner town. Its reputation was so evil that when an earthquake destroyed it at the end of the Century, colonials and Europeans alike considered it an act of divine justice.

Pr.Cabello (Puerto Cabello): 16°N, 68°W. This secondary port along the Spanish Main is a city of note through the 1620s. Ultimately, however, Caracas takes most of its business, while the new Dutch free port at Curaçao destroys the rest.

Pr.Principe (Puerto Principe): 24°N, 78°W. This was one of the first cities founded on Cuba. It represents the strengths of Spanish America: a wealthy city surrounded by ranches and a cattle economy.

Providence: 18°N, 79°W. Also known as "Old Providence", it is first settled by an English colonial venture in 1620. The tiny island quickly becomes a base for privateers and pirates operating deep in the Spanish Main. The island is such a danger to Spain that a major expedition is mounted in 1640 to recapture it. This is successful, and to this day the island remains known by what the Spanish renamed it: Santa Catalina.

Puerto Bello: 15°N, 80°W. By 1600 this city replaces abandoned Nombre de Dios as the Caribbean port for Panama and the Viceroyalty of Peru. Each year, when the Treasure Fleet arrives to pick up the Peruvian silver, Puerto Bello becomes a rich boom town. Weeks later, when the fleet departs for Cartagena, it lapses into malarial somnolence once more.

Río de Hacha (Rio de la Hacha): 17°N, 73°W. This is one of the two major ports for the Colombian highlands (Santa Marta is the other). It does a thriving trade in export goods: first hides, then tobacco.

San Juan: 22°N, 66°W. This is the great port city of Puerto Rico, and one of the most powerfully fortified of all cities in Spanish America. San Juan was settled early and remains a bastion of old Spanish aristocracy. Prices for all goods except food are high, and most times Spanish law is vigorously enforced. Ultimately it becomes a base for Costa Guarda raids on the Caribbees.

San.Catalina (Santa Catalina): 18°N, 79°W. When Spaniards take Providence Island from the English in the 1640s, they rename it Santa Catalina. Although the island is valueless to Spain, a garrison is maintained to prevent it from falling into English hands once more.

Sant.Domingo (Santo Domingo): 22°N, 70°W. This is the great capital city of Hispaniola, one of the largest and oldest in the entire American Empire of Spain. In the 17th Century its power and importance are fading, but the Spanish aristocrats and ranchers remain vigorous enough to defeat an English invasion in 1655 (disappointed, the English invade and conquer Jamaica instead).

Santa Marta: 17°N, 74°W. Along with Rio de la Hacha, this is the other principal port serving the Colombian highlands. Large farmsteads nearby mean this city has low food prices, as well as reasonably priced hides and tobacco.

Santiago: 23°N, 76°W. This is the original capital city of Cuba, and remains a large, strong city until very late in the era. Like all the great Spanish cities, prices are high while Spanish trade law is vigorously enforced.

Santiago Vega (Santiago de la Vega): 21°N, 77°W. This is the main Spanish town on Jamaica before the English conquest. Spanish Jamaica was a tiny backwater, of little economic or military importance.

St.Augustine: 30°N, 81°W. Originally a French colony in 1560, Spain attacks and captures it, massacring the Frenchmen and establishing their own fortress and garrison to discourage other Europeans. St. Augustine is of such small importance that nobody bothers to dispute Spain's ownership.

St.Christoph (St. Christophe): 21°N, 63°W. First colonized in the 1620s by a combination of Frenchmen and Englishmen, the Frenchmen are ascendant on the island in the early days. Later the English predominate and their spell of the name is commonly used: St. Kitts.

St.Eustatius: 21°N, 63°W. Settled in the 1640s by the Dutch, this island becomes one of the great free trade ports in the heyday of Dutch mercantilism. Unfortunately, its poor defenses and powerful English and French neighbors make it one of the most fought-over islands. The political and military turmoil badly damage the economy.

St.Kitts: 21°N, 63°W. By the 1640s the English gain the upper hand on St.Christophe. When the English are predominant, this English name for the island is commonly used. The island develops a significant port that does a thriving trade with all nationalities.

St.Lucia: 19°N, 61°W. English colonists settled here in preference to South America in the 1600s, but were quickly wiped out by their own ineptitude and the ferocious Carib Indians.

St.Martin: 22°N, 63°W. This island is colonized by the Dutch in the 1640s. It remains a quiet, peaceful plantation isle for the remainder of the 17th Century.

St.Thome: 15°N, 61°W. This tiny town, deep inland along the Orinoco River, acquires a small Spanish garrison about 1600. This is in response to Sir Walter Raleigh's abortive expeditions up-river.

Tortuga: 23°N, 73°W. First settled by French buccaneers and Huguenots in the 1620s, it is built up and fortified into a great pirate base of the 1640s and '60s. Despite Spanish attacks, it survives as long as the buccaneers and pirates remained strong, but disappears as their power wanes.

Trinidad: 16°N, 61°W. Theoretically a Spanish colony, this island never has

a large population, nor much of a Spanish government and garrison. Its heyday as a smuggler's paradise is in the first years of the 1600s.

Vera Cruz (and San Juan de Ulua harbor): 23°N, 96°W. This city with its island anchorage is the main port for the great inland Viceroyalty of New Spain (also known as Mexico). Once a year, when the treasure fleet arrives, this otherwise unhealthy city becomes a rich boom town.

VillaHermosa (Villa Hermosa): 22°N, 93°W. This inland city is the capital of Tobasco province, a southerly but nonetheless rich region of New Spain.

Yaguana: 22°N, 72°W. In the 16th Century this town is a small port serving the Spanish west coast of Hispaniola. It is officially abandoned and its population deported at the end of the century as a punishment for excessive smuggling.



Notes & Memoranda

PIRATES! began as a glimmer in an historian's eye. Here at MicroProse we knew that the buccaneering era in the Caribbean would make a fabulous game. However, to do the era justice, we had to invent a new type of action/adventure simulation.

Superficially, PIRATES! appears to be an arcade-style game. The sailing, ship battles, and swordfights all run in real-time where your actions and reactions must be quick, decisive, and correct. But upon closer examination, each aspect of the game is based around the actual principles of that activity.

Sailing controls work like a real ship's rudder, and sailing speeds depend on the ship's hull, rigging, and the strength of the wind. When playing at "swashbuckler" reality level, there is no game assistance for sailing into the wind (as there is at lower levels). The difficulties of tacking into the wind and the importance of catching each wind change is quite evident. You'll also see the grave flaws in the galleon ship design (bigger is not always better). Try sailing a galleon from Vera Cruz to Havana, and then up the Florida Channel to St. Augustine. You'll soon see why so many Spanish Captains came to grief in those waters!

Similarly, swordfighting is deceptive. You do not control motions per se, but instead select "combinations" for attack and defense. This approach to fencing is based on the sports of Epee, Foil and Saber — modern equivalents to duelling. If you're familiar with those, you'll soon see the similarities between those modern competitions and what happens in PIRATES! Fighters close for a quick flurry, then spring apart again.

Strange as it may seem to us in the 20th Century, the buccaneers really did insist that their Captain fight at the forefront. They didn't want a leader who'd stand back and give orders, they wanted somebody who'd risk his neck alongside them! Surviving commentary show that personal leadership and duels between commanders were not infrequent in boarding and storming battles.

The game does simplify the options and possibilities inherent in West Indian colonial life, in order to streamline game-play. Even so, colonial port society actually centered around three main elements: recreation (the "averns"), trading (the "merchant"), and politics (the "governor"). Recent excavations and mappings of Port Royale (destroyed by earthquake in 1692) demonstrate the truth of this.

We must confess to adding a few minor elements of romance and adventure.

After all, no voyage would be complete without buried treasure maps, evil Spaniards, and beautiful women! Actually, even the governor's daughter represents a feature of the period: inside political information. In real life, as in the game, confidential information gained through personal connections can be an invaluable aid.

To some our choice of period may seem strange. The most famous pirates, such as Edward Teach (Blackbeard) were in the 1700s through 1720s. However, those men were psychotic remnants of a great age, criminals who wouldn't give up. They were killed in battle or hung for evils no European nation condoned. There was no political intrigue or golden future to their lives, just a bullet or a short rope. We found them unattractive and uninteresting compared to the famous sea hawks and buccaneers that preceded them.

PIRATES! was a fascinating and challenging game to create. We're confident you'll find it enjoyable. We also hope you'll find it an enlightening window to life in another age.

— Sid Meier & Arnold Hendrick
April, 1987



Saving Games, Hall of Fame and Loading Troubles

Saving the Game

To save PIRATES! during play, enter any town and Check Information. One option will be Save Game. Select this option and follow the instructions on screen.

You must have a separate, blank disk to save PIRATES! The save-game option includes the option to format the disk for PIRATES! Formatting erases all prior information and prepares the disk to hold a number of games in progress, plus a Hall of Fame. PIRATES! uses a special format for disks; never use normal format routines, always use the format routine offered within the save-game routine.

You CANNOT save anything on the game disk.

The Hall of Fame

When you retire, you can record the retired character's achievements in a Hall of Fame.

To do this, you must have a properly formatted save-game disk. Therefore, be sure you format a save game disk during the game. This disk can then hold your Hall of Fame afterward, as well as saved games. Normally formatted disks will not work correctly on some computers, be sure to use the format routine available within the save-game option.

If you do not have a formatted save-game disk for a Hall of Fame, do NOT attempt to save your character's final retirement score to a Hall of Fame. You CANNOT save the Hall of Fame to the game disk.

It is possible to format multiple disks using the save-game option, with one disk always for the Hall of Fame, and others for saving different games in progress. Alternately, you can use the same disk for both purposes.

Troubles Loading the Commodore C64/C64C/C128 version?

If the program does not load or run correctly, turn off BOTH the computer and the disk drive, leave them off for at least 10 seconds, then try again.

If it still doesn't load or run correctly, turn off your computer, disk drive, and all other attached equipment. Disconnect attached peripheral devices, such as printers, modems, light pens, graphics tablets, mice, etc. PIRATES! uses memory in odd locations, and sometimes attached equipment tries to use this

RAM memory too, destroying necessary parts of the game program.

Try loading the program on another machine. If it loads correctly on that machine, your difficulties are in your hardware. The most common problem is that disk drive speed or alignment (especially alignment) is off. Have a local dealer or service department readjust it. Be sure to treat your disk drive carefully — something as minor as a gentle bump can throw it out of alignment. We regret that if we know of no way in software to fix up problems that exist within your hardware! If the problem is in hardware, you must fix the hardware.

Incidentally, the C64 version of PIRATES! uses a proprietary fast-load-from-disk routine. This rough quintuples to disk access because it is customized for this game. Therefore, it is faster than cartridge-based fast-load programs (which are general-purpose, rather than customized for a specific game). Do NOT attempt to use a cartridge fast-load program with PIRATES! Similarly, non-Commodore disk drives may or may not work, depending on their level of compatibility with the 1541 and 1571 drives.

If you still have trouble loading on other machines as well as your own, you may be one of the tiny percentage who receive defective disk, despite our quality checks on the production line, and then again in the warehouse. However we find that in Commodore C64 systems especially, hardware problems are (regrettably) much more frequent than damaged disks.

If you have further problems, contact MicroProse Customer Service at (301) 771-1151 Monday through Friday, 9AM-5PM EST. Please have pencil and paper handy before your call.

Troubles Loading the Apple II+/IIe/IIc/IIgs version?

If you have trouble loading or running the game, try removing all external devices, such as printers and modems, then try again. If you still have problems, one by one remove any internal special-purpose cards you may have plugged into the motherboard. Some of these cards have peculiar effects.

If you have an Apple IIgs, the variable system speed may cause problems. When you turn on your computer, hold down Control-Open Apple-Escape (if using an older keyboard layout) or Control-Open Apple-Reset (if using the new IIgs keyboard). Select the control panel and then system speed options. Make sure the system speed is set to *normal* (1 MHz), not fast.

If you still have problems, try the game on a friend's Apple II computer. If it loads fine on his machine, the problem lies in your machine, not in this program. The most common problem is a disk drive out of alignment or a peculiar hardware installed within the machine.

If your disk does not work on a friend's machine, you may be one of the tiny percentage who receive defective disk, despite our quality checks on the production line, and then again in the warehouse. In this case, call our Customer Service department at 301-771-1151 for instructions. Customer Service is available Monday through Friday, 9AM to 5PM EST.

Troubles Loading the IBM/Tandy/Compatible version?

This version is designed for IBM PC, XT, AT, PCjr and PS/2 models; Tandy

1000, 1000SX, 1000EX, 1200, and 3000 models; and all machines designed to be 100% compatible with the IBM PC or XT design.

On Tandy computers, make sure the joystick is in the correct (#1) socket. The relative position of this socket varies with the model. A joystick in the wrong socket can cause loading problems. If you switch joystick sockets, be sure to turn off and restart the machine after each joystick change.

If you still have problems, try the game on a friend's PC, preferably a friend with a slightly different brand of PC. If it loads fine on his machine, the problem lies in your machine, not in this program. The most common problem is a computer the manufacturer claimed was compatible, but in reality is not compatible with the original IBM PC design in some small but crucial area. Misleading claims about compatibility are, regrettably, all too common in this field.

If your disk does not work on a friend's machine, you may be one of the tiny percentage who receive defective disk, despite our quality checks on the production line, and then again in the warehouse. In this case, call our Customer Service department at 301-771-1151 for instructions. Customer Service is available Monday through Friday, 9AM to 5PM EST.



COPYRIGHT NOTICE

COPYRIGHT ©1987 BY MICROPROSE SOFTWARE INC., ALL RIGHT RESERVED.

This manual and the computer programs and audiovisuals on the accompanying floppy disks, which are described by this manual, are copyrighted and contain proprietary information belonging to MICROPROSE SOFTWARE, INC. No one may give or sell copies of this manual or the accompanying disks or of listings of the programs on the disks to any person or institution, except as provided for by the written agreement with MICROPROSE SOFTWARE, INC. No one may copy, photocopy, reproduce, translate this manual or reduce it to machine readable form, in whole or in part, without the prior written consent of MICROPROSE SOFTWARE, INC. Any person/persons reproducing any portion of this program, in any media, for any reason, shall be guilty of Copyright Violation, and shall be subject to civil liability at the discretion of the copyright holder.

LIMITED WARRANTY

Neither MICROPROSE SOFTWARE, INC., nor any dealer or distributor makes any warranty, express or implied, with respect to this manual, the disk or any related item, their quality, performance, merchantability, or fitness for any purpose. It is the responsibility solely of the purchaser to determine the suitability of the products for any purpose. Some states do not allow limitations on implied warranties or how long an implied warranty lasts, so the above limitation may not apply to you.

As a condition precedent to the warranty coverage provided below and to ensure identification, the original purchaser must complete and mail to MicroProse Software, Inc., 120 Lakefront Drive, Hunt Valley, Maryland 21030, within 30 days after purchase, the Registration/Warranty card enclosed in this product. To the original purchaser only, MicroProse Software, Inc. warrants the media to be free from defects in material for 90 days. If during the first 90 days after purchase a defect in media should occur, the software may be returned to MicroProse Software, Inc., who will replace the media at no charge. If at any time after the initial 90 day period your media becomes defective, the media may be returned to MICROPROSE SOFTWARE for replacement at a \$10 service charge.

In no case will MicroProse Software, Inc. be held liable for direct, indirect or incidental damages resulting from any defect or omission in the manual, or other related items and processes, including, but not limited to, any interruption of service, loss of business, anticipated profit, or other consequential damages. Some states do not allow the exclusion or limitation of incidental or consequential damages, so the above limitation or exclusion may not apply to you.

This warranty gives you specific legal rights, and you may also have other rights which vary from state to state.

IMPORTANT: The above warranty does not apply if the you make any unauthorized attempt to modify or duplicate the product, or if the product has been damaged by accident or abuse.

MICROPROSE™

2, Market Place, Tetbury, Gloucestershire GL8 6DA

Tel: (0669) 54326

Fax: (0669) 54331 Tel: 45422995 UK G

LOADING INSTRUCTIONS

C.B.M. 64/128

CASSETTE: PRESS SHIFT & RUN-STOP THEN PRESS
PLAY ON RECORDER

DISK: TYPE LOAD "", 8, 1 THEN PRESS RETURN KEY

SPECTRUM

TYPE LOAD "" THEN PRESS RETURN

ATARI XL/XE

CASSETTE: SWITCH ON HOLDING START & OPTION
KEYS DOWN WAIT FOR BEEP PRESS PLAY
ON RECORDER THEN PRESS RETURN.

CASSETTE: IF A BASIC LOADER IS FITTED TO YOUR
SOFTWARE FOLLOW THESE INSTRUCTIONS,
TYPE CLOAD PRESS RETURN PRESS PLAY
ON RECORDER THEN PRESS RETURN.

DISK: SWITCH ON YOUR COMPUTER WITH THE
DISK IN THE DRIVE THE SOFTWARE WILL
BOOT AUTOMATICALLY

AMSTRAD 464/664/6128

CASSETTE: PRESS THE CTRL & ENTER KEY TOGETHER
THEN PRESS ANY KEY WHEN PROMPTED TO
LOAD YOUR SOFTWARE

DISK: TYPE RUN"NAME (NAME OF GAME) THEN
PRESS RETURN

APPLE

DISK: SWITCH ON WITH DISK IN DRIVE YOUR
SOFTWARE WILL BOOT AUTOMATICALLY

AMIGA

SWITCH ON WITH KICKSTART IN DRIVE 1
WHEN PROMPTED INSERT GAME DISK

ATARI ST

SWITCH ON WITH DISK IN DRIVE YOUR
SOFTWARE WILL BOOT AUTOMATICALLY

I.B.M.

SWITCH ON WITH DISK IN DRIVE THE GAME
WILL BOOT AUTOMATICALLY