

**COLECO  
VISION™**

Guide No. 78093B

**CARTRIDGE INSTRUCTIONS**

**Lady Bug™**

by **UNIVERSAL**




*Plays, sounds and scores like the LADY BUG™ arcade game!*

**COLECO**

---

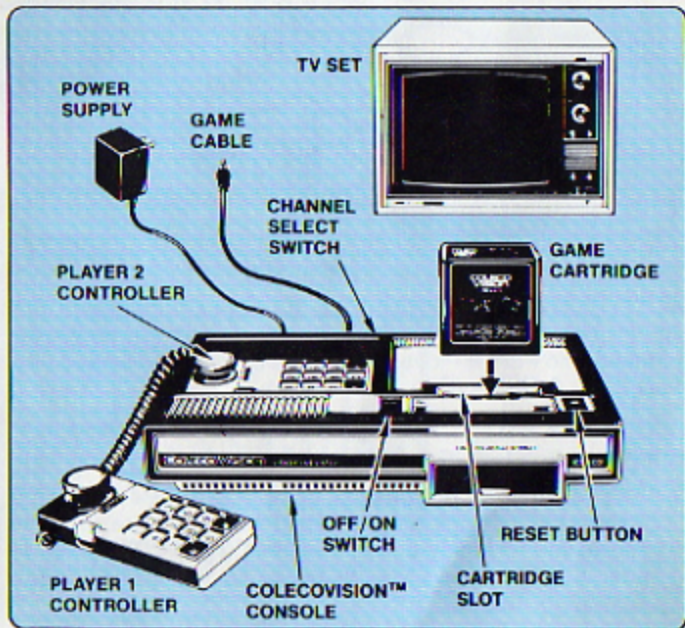
## GAME DESCRIPTION

---



Based on the exciting Universal arcade game, Coleco-Vision™ LADY BUG™ features a fast-paced adventure. Use strategy to steer your Lady Bug™ through a maze, dodging hungry predatory insects. Use turnstiles to change the maze and block their pursuit! Lady Bug™ gathers points and bonuses by eating dots, hearts and vegetables and by spelling words. But avoid the deadly skulls! How many points can you rack up before moving on to faster action?

## GETTING READY TO PLAY




- Make sure the COLECOVISION™ console is connected to a TV and the power supply is plugged into your console. Then plug power supply into a 110/120 volt AC outlet.
- TV should be on and tuned to the same channel as the Channel Select Switch on the console.
- To play one-player LADY BUG™, use the controller plugged into Port 1 (the rear jack). To play two-player LADY BUG™, use both controllers.
- **ALWAYS MAKE SURE COLECOVISION™ UNIT IS OFF BEFORE REMOVING OR INSERTING A CARTRIDGE.** Turn Off/On Switch to On after cartridge is inserted.

---

## USING YOUR CONTROLLERS

---



**NOTE:** For a one-player game, use the controller plugged into Port 1. For a two-player game, Player 1 uses the controller plugged into Port 1; Player 2 uses the controller plugged into Port 2.

### How To Use Keypad Buttons and Control Stick for LADY BUG™

- 1. Keypad:** Keypad Buttons 1-8 allow you to select a Game Option before beginning to play. Pressing \* after a game allows you to replay the same Game Option; pressing # after a game allows you to return to the Game Option screen.
- 2. Control Stick:** Pushing the Control Stick in any of four directions (up, down, left or right) causes Lady Bug™ to move in the direction selected.

**NOTE:** The Side Buttons are not used for LADY BUG™

---

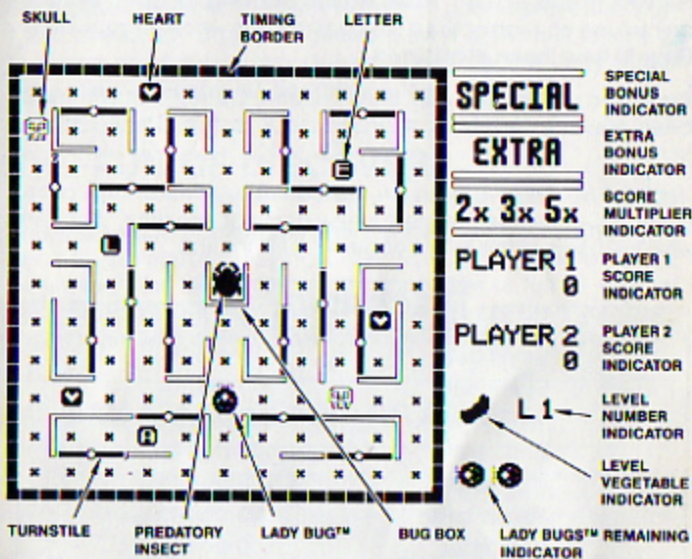
## HERE'S HOW TO PLAY

---

**NOTE:** If you are playing a two-player game, players take turns. Player 1 goes first, and each turn lasts until the player's Lady Bug™ is eliminated.

## STEP 1: The choice is yours.

Press the Reset Button. The title screen for LADY BUG™ appears on your TV. Wait for the Game Option screen to appear. It contains a list of game play options, numbered 1-8. Select one by pressing the corresponding number button on either controller keypad.



## STEP 2: Getting around the maze.

Move your Lady Bug™ through the maze, eating dots as she goes. Avoid running into skulls!

## STEP 3: Dodge predatory insects!

Each time the timing border changes color, a new dangerous insect begins to hunt down your Lady Bug™. To dodge it, steer her through turnstiles that only she can move. But be

quick or the insect will take advantage of the open turnstile and follow through right after her.

## STEP 4: Earn extra points and bonuses.

Have Lady Bug™ eat hearts, letters and vegetables. Hearts and letters appear in the regular maze screen. Vegetables appear in both the regular maze screen and the Vegetable Harvest Bonus screen. Read **Bonus Scoring** for special hints on racking up high scores! The game ends when all your Lady Bugs™ have been eliminated.

Press \* to replay the LADY BUG™ Game Option that you have been playing. Or press # to go back to the Game Option screen.

**NOTE:** The Reset Button on the console "clears" the computer. It can be used to start a new game at any time, and can also be used in the event of game malfunction.

### SCORING

Small dot	10 points
Blue heart	100 points
Yellow heart	300 points
Red heart	800 points
Blue letter	100 points
Yellow letter	300 points
Red letter	800 points
Vegetable	(varies)
Spelling EXTRA	500 points

### Bonus Scoring

Blue heart multiplies rest of your scoring for the level.

Yellow letters A, E, R, T and X count toward spelling EXTRA. You win an extra Lady Bug™ and go on to the next level of game play.

Red letters A, C, E, I, L, P and S count toward spelling SPECIAL. You win a Vegetable Harvest Bonus screen and a chance for extra points, then move on to the next level of game play.

Your first vegetable (cucumber) is worth 1000 points when eaten. Each vegetable thereafter (each new maze) is worth 500 points more than the previous one.

Each player receives five Lady Bugs™ in games played at Skill 1 and three Lady Bugs™ in games played at Skills 2, 3 and 4. A maximum of three Lady Bugs™ appear in the Lady Bug™ remaining indicator at one time.

---

## THE FUN OF DISCOVERY

---

This instruction booklet will provide the basic information you need to get started playing LADY BUG™, but it is only the beginning! You will find that this cartridge is full of special features to make LADY BUG™ exciting every time you play. Experiment with different techniques — and enjoy the game!

---

## 90-DAY LIMITED WARRANTY

---

Coleco warrants to the original consumer purchaser in the United States of any video game cartridge it manufactures, that the cartridge will be free of defects in material or workmanship for 90 days from the date of purchase under normal in-house use.

If your cartridge fails to operate properly DURING THE FIRST 90 DAYS AFTER PURCHASE, return it postage prepaid and insured, with your name, address, proof of the date of purchase and a brief description of the problem, to the Factory Service Station as listed. If your cartridge is found to be factory defective during the first 90 days, it will be repaired or replaced at no cost to you. If the cartridge is found to have been consumer damaged or abused it therefore will not be covered by the warranty, then you will be advised in advance of repair costs.

Coleco's sole and exclusive liability for defects in material and workmanship shall be limited to repair or replacement at its authorized Coleco Service Station, and Coleco shall in no event be liable for incidental, consequential contingent or any other damages, (some states do not allow the exclusion or limitation of incidental or consequential damages, so the above limitation or exclusion may not apply to you). This warranty does not obligate Coleco to bear the cost of transportation charges in connection with the repair or replacement of defective parts.

This warranty is invalid if the damage or defect is caused by accident, act of God, consumer abuse, unauthorized alteration or repair, vandalism or misuse.

This warranty is made in lieu of any other express warranty, and except for the foregoing warranty which is exclusive, there is no other express warranty being made.

**This warranty gives you specific legal rights, and you may have other rights which vary from state to state.**

Please read the Owner's Manual carefully before using the product. If a malfunction occurs, please refer to the trouble-shooting checklist in the Owner's Manual for your video system. If you cannot correct the malfunction after consulting the trouble-shooting checklist, please call the Factory Service Station listed in your video system manual.

### **CARTRIDGE SERVICE POLICY**

If your cartridge requires service after expiration of the 90 day Limited Warranty period, Coleco will service the cartridge and put it in working condition or replace it with a reconditioned unit (at our option), on receipt of your cartridge, postage prepaid and insured, with your check in the amount of \$10.00 payable to Coleco Industries, Inc.

**For service information regarding your Coleco cartridge call 1-800-842-1225. This service station is in operation from 8:00 a.m. to 4:30 p.m., Eastern time, Monday thru Friday.**

Coleco's service obligation does not apply to defects arising from abuse, misuse or alteration of the cartridge. If the cartridge is found to have been consumer damaged or abused it therefore will not be covered by the warranty, then you will be advised in advance of repair costs.

Please allow 4-6 weeks for repair and return.

All returns must be directed to: **Coleco Industries, Inc.**  
**Consumer Electronics Department**  
**P. O. Box 47**  
**Amsterdam, New York 12010**  
**Attention: Consumer Quality Manager**



**LADY BUG™ is a trademark of Universal Co. Ltd.**  
**© 1981 Universal Co. Ltd.**

**Package, Program and Audiovisual © 1982 Coleco Industries, Inc.**  
**Amsterdam, New York 12010**

**Printed in U.S.A.**